



NATIONAL COLLEGE HEALTH ASSESSMENT

UNDERGRADUATE STUDENT Reference Group

Data Report

Fall 2020

The ACHA-NCHA III supports the health of the campus community by fulfilling the academic mission, supporting short- and long-term healthy behaviors, and gaining a current profile of health trends within the campus community.

Suggested citation for this document: American College Health Association. American College Health Association-National College Health Assessment III: Undergraduate Student Reference Group Data Report Fall 2020. Silver Spring, MD: American College Health Association; 2021.



AMERICAN COLLEGE HEALTH ASSOCIATION

Demographics of Participating Institutions

Twenty three postsecondary institutions self-selected to participate in the Fall 2020 ACHA National College Health Assessment and 14,414 surveys were completed by students on these campuses. For the purpose of forming the Reference Group, only institutions located in the United States that surveyed all students or used a random sampling technique, and used the ACHA-NCHA III (currently only offered as a web survey) are included in the analysis, yielding a final data set consisting of 13,373 students at 22 schools. **This report includes only data from 8,851 UNDERGRADUATE students at 22 schools.** Demographic characteristics of the 22 campuses follow.

| Demographical Characteristics of the 22 US Postsecondary Institutions Included in the Fall 2020 ACHA-NCHA III UNDERGRADUATE Reference Group | |
|--|-----------------|
| Campus Characteristic | <i>n</i> |
| Type of Institution | |
| Public | 15 |
| Private | 7 |
| 2-year | 1 |
| 4-year or above | 21 |
| Location of Campus | |
| Northeast (CT, ME, MA, NH, NJ, NY, PA, RI, VT) | 7 |
| Midwest (IL, IN, IA, KS, MI, MN, MO, NE, ND, OH, SD, WI) | 5 |
| South (AL, AR, DE, DC, FL, GA, KY, LA, MD, MS, NC, OK, SC, TN, TX, VA, WV) | 9 |
| West (AK, AZ, CA, CO, HI, ID, MT, NV, NM, OR, UT, WA, WY) | 1 |
| Campus Size | |
| < 2,500 students | 6 |
| 2,500 – 4,999 students | 2 |
| 5,000 – 9,999 students | 3 |
| 10,000 – 19,999 students | 5 |
| 20,000 students or more | 6 |
| Campus Setting | |
| Very large city (population over 500,000) | 4 |
| Large city (population 250,000-499,999) | 1 |
| Small city (population 50,000-249,999) | 7 |
| Large town (population 10,000-49,999) | 8 |
| Small town (population 2,500-9,999) | 2 |
| Rural community (population under 2,500) | 0 |
| Carnegie Classification | |
| Associates Colleges | 1 |
| Baccalaureate Colleges | 4 |
| Baccalaureate/Associates Colleges | 0 |
| Masters Colleges and Universities | 5 |
| Doctoral Universities | 9 |
| Special Focus Institutions | 3 |
| Miscellaneous/Not Classified | 0 |

| Demographical Characteristics of the 22 US Postsecondary Institutions Included in the Fall 2020 ACHA-NCHA III UNDERGRADUATE Reference Group | |
|--|-----------------|
| Campus Characteristic | <i>n</i> |
| ACHA Membership Status | |
| Institutional Member | 18 |
| Nonmember | 4 |
| Religious Affiliation | |
| No | 18 |
| Yes | 4 |
| <u>If yes:</u> | |
| Catholic | 2 |
| Protestant or Other Christian | 2 |
| Postsecondary Minority Institution (US Department of Education) | |
| No | 20 |
| Yes | 2 |
| <u>*If yes:</u> | |
| Postsecondary Minority Institution | 0 |
| Historically Black College or University (HBCU) | 0 |
| High Hispanic Enrollment | 0 |
| Hispanic-serving Institution (HSI) | 2 |
| Tribal College or University | 0 |
| Predominately Black Institution | 0 |
| Asian American and Native American Pacific Islander-serving | 0 |
| Alaska Native-serving or Native Hawaiian-serving Institution | 0 |
| Native American-serving Nontribal Institution | 0 |
| *institutions may hold more than one type of minority status | |

| UNDERGRADUATE STUDENTS | Fall 2020 Institutions |
|-------------------------------|-------------------------------|
| Number of institutions | 22 |
| Number of students | 8,851 |
| Mean response proportion* | 14% |
| Median response proportion* | 11% |

*Calculation of response proportion is based all students surveyed at the institution, and not limited to only undergraduate student responses.



AMERICAN COLLEGE HEALTH ASSOCIATION

American College Health Association-National College Health Assessment (ACHA-NCHA III)

Reference Group Data Report - Fall 2020

American College Health Association

8455 Colesville Road, Suite 740

Silver Spring, MD 20910

(410) 859-1500

www.acha.org

Undergraduate Students

December 18, 2023

FREQUENCY REPORT

Number of Surveys (n) =

8851

Web

Surveys

Frequency tables are presented for every multiple choice and select all that apply questions from the survey. The mean, median, standard deviation, minimum, and maximum values are provided for the variables that are continuous, as well as those scales within the survey that produce a score.

Space for value labels associated with each response option is limited in this document and are often abbreviated for brevity.

Furthermore, response options are listed in numeric order within the frequency tables, which may differ from the way they appear to students in the survey. **Please always refer to the survey codebook rather than this report document for the exact wording of survey questions and the associated response options.**

A note about the use of sex and gender in this report:

Survey responses are reported by sex based on the responses to questions 67A, 67B, and 67C. For the purpose of the ACHA-NCHA report documents, respondents are reported as male or female only when their responses to these three questions are consistent with one another. If gender identity is consistent with sex at birth AND "no" is selected for transgender, then respondents are designated as either male or female. If respondents select "yes" for transgender OR their sex at birth is not consistent with their gender identity, then they are designated as non-binary. A respondent that selects "intersex" for sex at birth, "no" for transgender, and man or woman for gender identity are designated as male or female. A respondent that selects "intersex" for sex at birth, "yes" for transgender, or selects a gender identity other than man or woman are designated as non-binary. A respondent that skips any of the three questions is designated as unknown. Only 3 of the 4 categories are displayed in this report. Respondents categorized as non-binary are included in the Total column, but are not presented in a separate column. When the Total of any given row is higher than the sum of the male, female, and unknown respondents, the difference can be attributed to non-binary respondents that selected the response option presented in that row.

1) How would you describe your overall health?

| | Male | | Female | | Unknown | | Total | | |
|-------------------|-------|------|--------|------|---------|------|-------|------|--|
| | Freq. | Pct. | Freq. | Pct. | Freq. | Pct. | Freq. | Pct. | |
| 1 Excellent | 524 | 24 | 881 | 14 | 5 | 23 | 1433 | 16.5 | |
| 2 Very good | 936 | 42 | 2563 | 42 | 10 | 46 | 3606 | 41.6 | |
| 3 Good | 589 | 27 | 2027 | 33 | 7 | 32 | 2748 | 31.7 | |
| 4 Fair | 147 | 7 | 548 | 9 | 0 | 0 | 764 | 8.8 | |
| 5 Poor | 30 | 1 | 78 | 1 | 0 | 0 | 120 | 1.4 | |
| Valid responses = | 2226 | 26 | 6097 | 70 | 22 | 0 | 8671 | 98.0 | |

Invalid responses include no response.

2A) I feel that I belong at my college/university.

| | Male | | Female | | Unknown | | Total | | |
|---------------------|-------|------|--------|------|---------|------|-------|------|--|
| | Freq. | Pct. | Freq. | Pct. | Freq. | Pct. | Freq. | Pct. | |
| 1 Strongly disagree | 52 | 2 | 96 | 2 | 0 | 0 | 166 | 1.9 | |
| 2 Disagree | 70 | 3 | 146 | 2 | 0 | 0 | 237 | 2.7 | |
| 3 Somewhat disagree | 131 | 6 | 316 | 5 | 3 | 14 | 476 | 5.4 | |
| 4 Somewhat agree | 431 | 19 | 1178 | 19 | 8 | 36 | 1694 | 19.2 | |
| 5 Agree | 952 | 42 | 2787 | 45 | 6 | 27 | 3873 | 44.0 | |
| 6 Strongly agree | 650 | 28 | 1650 | 27 | 5 | 23 | 2366 | 26.8 | |
| Valid responses = | 2286 | 26 | 6173 | 70 | 22 | 0 | 8812 | 99.6 | |

Invalid responses include no response.

2B) I feel that students' health and well-being is a priority at my college/university.

| | Male | | Female | | Unknown | | Total | | |
|---------------------|-------|------|--------|------|---------|------|-------|------|--|
| | Freq. | Pct. | Freq. | Pct. | Freq. | Pct. | Freq. | Pct. | |
| 1 Strongly disagree | 63 | 3 | 128 | 2 | 0 | 0 | 206 | 2.3 | |
| 2 Disagree | 106 | 5 | 255 | 4 | 0 | 0 | 385 | 4.4 | |
| 3 Somewhat disagree | 176 | 8 | 443 | 7 | 2 | 9 | 661 | 7.5 | |
| 4 Somewhat agree | 543 | 24 | 1558 | 25 | 2 | 9 | 2204 | 25.0 | |
| 5 Agree | 878 | 39 | 2390 | 39 | 12 | 55 | 3370 | 38.3 | |
| 6 Strongly agree | 517 | 23 | 1393 | 23 | 6 | 27 | 1977 | 22.5 | |
| Valid responses = | 2283 | 26 | 6167 | 70 | 22 | 0 | 8803 | 99.5 | |

Invalid responses include no response.

2C) At my college/university, I feel that the campus climate encourages free and open discussion about students' health and well-being.

| | Male | | Female | | Unknown | | Total | | |
|---------------------|-------|------|--------|------|---------|------|-------|------|--|
| | Freq. | Pct. | Freq. | Pct. | Freq. | Pct. | Freq. | Pct. | |
| 1 Strongly disagree | 40 | 2 | 76 | 1 | 0 | 0 | 124 | 1.4 | |
| 2 Disagree | 97 | 4 | 200 | 3 | 0 | 0 | 321 | 3.7 | |
| 3 Somewhat disagree | 147 | 7 | 399 | 7 | 3 | 14 | 588 | 6.7 | |
| 4 Somewhat agree | 606 | 27 | 1638 | 27 | 3 | 14 | 2355 | 26.8 | |
| 5 Agree | 922 | 41 | 2567 | 42 | 10 | 46 | 3598 | 41.0 | |
| 6 Strongly agree | 464 | 20 | 1274 | 21 | 6 | 27 | 1796 | 20.5 | |
| Valid responses = | 2276 | 26 | 6154 | 70 | 22 | 0 | 8782 | 99.2 | |

Invalid responses include no response.



AMERICAN COLLEGE HEALTH ASSOCIATION

American College Health Association-National College Health Assessment (ACHA-NCHA III)

Reference Group Data Report - Fall 2020

American College Health Association

8455 Colesville Road, Suite 740

Silver Spring, MD 20910

(410) 859-1500

www.acha.org

Undergraduate Students

December 18, 2023

FREQUENCY REPORT

Number of Surveys (n) =

8851

Web

Surveys

2D) At my college/university, we are a campus where we look out for each other.

| | Male | | Female | | Unknown | | Total | Pct. |
|---------------------|-------|------|--------|------|---------|------|-------|------|
| | Freq. | Pct. | Freq. | Pct. | Freq. | Pct. | Freq. | Pct. |
| 1 Strongly disagree | 49 | 2 | 85 | 1 | 1 | 5 | 146 | 1.7 |
| 2 Disagree | 117 | 5 | 230 | 4 | 0 | 0 | 373 | 4.3 |
| 3 Somewhat disagree | 192 | 9 | 483 | 8 | 2 | 9 | 715 | 8.2 |
| 4 Somewhat agree | 681 | 30 | 1835 | 30 | 5 | 23 | 2646 | 30.2 |
| 5 Agree | 794 | 35 | 2390 | 39 | 10 | 46 | 3274 | 37.4 |
| 6 Strongly agree | 434 | 19 | 1123 | 18 | 4 | 18 | 1608 | 18.4 |
| Valid responses = | 2267 | 26 | 6146 | 70 | 22 | 0 | 8762 | 99.0 |

Invalid responses include no response.

3A) How many hours do you spend in a typical week (7 days) on the following activities?

Attending classes, discussion sections, or labs

| | Male | | Female | | Unknown | | Total | Pct. |
|----------------------|-------|------|--------|------|---------|------|-------|------|
| | Freq. | Pct. | Freq. | Pct. | Freq. | Pct. | Freq. | Pct. |
| 1 0 hours | 37 | 2 | 99 | 2 | 0 | 0 | 142 | 1.6 |
| 2 1-5 hours | 288 | 13 | 797 | 13 | 4 | 18 | 1127 | 12.8 |
| 3 6-10 hours | 519 | 23 | 1441 | 23 | 5 | 23 | 2036 | 23.1 |
| 4 11-15 hours | 735 | 32 | 1801 | 29 | 6 | 27 | 2654 | 30.1 |
| 5 16-20 hours | 473 | 21 | 1303 | 21 | 2 | 9 | 1845 | 20.9 |
| 6 21-25 hours | 154 | 7 | 412 | 7 | 5 | 23 | 594 | 6.7 |
| 7 26-30 hours | 54 | 2 | 195 | 3 | 0 | 0 | 255 | 2.9 |
| 8 More than 30 hours | 29 | 1 | 135 | 2 | 0 | 0 | 170 | 1.9 |
| Valid responses = | 2289 | 26 | 6183 | 70 | 22 | 0 | 8823 | 99.7 |

Invalid responses include no response.

3B) How many hours do you spend in a typical week (7 days) on the following activities?

Studying and other academic activities outside of class

| | Male | | Female | | Unknown | | Total | Pct. |
|----------------------|-------|------|--------|------|---------|------|-------|------|
| | Freq. | Pct. | Freq. | Pct. | Freq. | Pct. | Freq. | Pct. |
| 1 0 hours | 24 | 1 | 49 | 1 | 0 | 0 | 82 | 0.9 |
| 2 1-5 hours | 423 | 19 | 1092 | 18 | 4 | 18 | 1572 | 17.9 |
| 3 6-10 hours | 628 | 28 | 1712 | 28 | 7 | 32 | 2452 | 27.8 |
| 4 11-15 hours | 489 | 21 | 1260 | 20 | 3 | 14 | 1810 | 20.6 |
| 5 16-20 hours | 328 | 14 | 927 | 15 | 0 | 0 | 1309 | 14.9 |
| 6 21-25 hours | 177 | 8 | 507 | 8 | 4 | 18 | 714 | 8.1 |
| 7 26-30 hours | 109 | 5 | 311 | 5 | 1 | 5 | 434 | 4.9 |
| 8 More than 30 hours | 105 | 5 | 314 | 5 | 3 | 14 | 433 | 4.9 |
| Valid responses = | 2283 | 26 | 6172 | 70 | 22 | 0 | 8806 | 99.5 |

Invalid responses include no response.

3C) How many hours do you spend in a typical week (7 days) on the following activities?

Attending cultural events, movies, concerts, sports or other entertainment with others

| | Male | | Female | | Unknown | | Total | Pct. |
|----------------------|-------|------|--------|------|---------|------|-------|------|
| | Freq. | Pct. | Freq. | Pct. | Freq. | Pct. | Freq. | Pct. |
| 1 0 hours | 819 | 36 | 2013 | 33 | 10 | 46 | 2995 | 34.0 |
| 2 1-5 hours | 999 | 44 | 3206 | 52 | 10 | 46 | 4363 | 49.5 |
| 3 6-10 hours | 292 | 13 | 666 | 11 | 1 | 5 | 976 | 11.1 |
| 4 11-15 hours | 112 | 5 | 184 | 3 | 1 | 5 | 304 | 3.4 |
| 5 16-20 hours | 50 | 2 | 69 | 1 | 0 | 0 | 121 | 1.4 |
| 6 21-25 hours | 7 | 0 | 29 | 1 | 0 | 0 | 37 | 0.4 |
| 7 26-30 hours | 8 | 0 | 5 | 0 | 0 | 0 | 14 | 0.2 |
| 8 More than 30 hours | 2 | 0 | 8 | 0 | 0 | 0 | 11 | 0.1 |
| Valid responses = | 2289 | 26 | 6180 | 70 | 22 | 0 | 8821 | 99.7 |

Invalid responses include no response.

3D) How many hours do you spend in a typical week (7 days) on the following activities?

Performing community service or volunteer activities

| | Male | | Female | | Unknown | | Total | Pct. |
|----------------------|-------|------|--------|------|---------|------|-------|------|
| | Freq. | Pct. | Freq. | Pct. | Freq. | Pct. | Freq. | Pct. |
| 1 0 hours | 1508 | 66 | 3402 | 55 | 20 | 91 | 5163 | 58.6 |
| 2 1-5 hours | 635 | 28 | 2375 | 38 | 2 | 9 | 3089 | 35.0 |
| 3 6-10 hours | 93 | 4 | 272 | 4 | 0 | 0 | 380 | 4.3 |
| 4 11-15 hours | 25 | 1 | 74 | 1 | 0 | 0 | 100 | 1.1 |
| 5 16-20 hours | 13 | 1 | 26 | 0 | 0 | 0 | 42 | 0.5 |
| 6 21-25 hours | 5 | 0 | 15 | 0 | 0 | 0 | 21 | 0.2 |
| 7 26-30 hours | 0 | 0 | 4 | 0 | 0 | 0 | 4 | 0.0 |
| 8 More than 30 hours | 7 | 0 | 11 | 0 | 0 | 0 | 18 | 0.2 |
| Valid responses = | 2286 | 26 | 6179 | 70 | 22 | 0 | 8817 | 99.6 |

Invalid responses include no response.



AMERICAN COLLEGE HEALTH ASSOCIATION

American College Health Association-National College Health Assessment (ACHA-NCHA III)

Reference Group Data Report - Fall 2020

American College Health Association

8455 Colesville Road, Suite 740

Silver Spring, MD 20910

(410) 859-1500

www.acha.org

Undergraduate Students

December 18, 2023

FREQUENCY REPORT

Number of Surveys (n) =

8851 Web Surveys

3E) How many hours do you spend in a typical week (7 days) on the following activities?

Participating in physical exercise, team sports, recreational sports, or physically active hobbies

| | Male | | Female | | Unknown | | Total | |
|----------------------|-------|------|--------|------|---------|------|-------|------|
| | Freq. | Pct. | Freq. | Pct. | Freq. | Pct. | Freq. | Pct. |
| 1 0 hours | 503 | 22 | 1704 | 28 | 8 | 36 | 2361 | 26.8 |
| 2 1-5 hours | 958 | 42 | 3045 | 49 | 9 | 41 | 4143 | 47.0 |
| 3 6-10 hours | 512 | 22 | 956 | 16 | 3 | 14 | 1508 | 17.1 |
| 4 11-15 hours | 187 | 8 | 255 | 4 | 1 | 5 | 451 | 5.1 |
| 5 16-20 hours | 76 | 3 | 126 | 2 | 0 | 0 | 207 | 2.3 |
| 6 21-25 hours | 32 | 1 | 57 | 1 | 1 | 5 | 92 | 1.0 |
| 7 26-30 hours | 7 | 0 | 21 | 0 | 0 | 0 | 28 | 0.3 |
| 8 More than 30 hours | 14 | 1 | 15 | 0 | 0 | 0 | 30 | 0.3 |
| Valid responses = | 2289 | 26 | 6179 | 70 | 22 | 0 | 8820 | 99.6 |

Invalid responses include no response.

3F) How many hours do you spend in a typical week (7 days) on the following activities?

Participating in spiritual or religious activities

| | Male | | Female | | Unknown | | Total | |
|----------------------|-------|------|--------|------|---------|------|-------|------|
| | Freq. | Pct. | Freq. | Pct. | Freq. | Pct. | Freq. | Pct. |
| 1 0 hours | 1412 | 62 | 3697 | 60 | 17 | 77 | 5362 | 60.9 |
| 2 1-5 hours | 691 | 30 | 2076 | 34 | 5 | 23 | 2854 | 32.4 |
| 3 6-10 hours | 115 | 5 | 274 | 4 | 0 | 0 | 397 | 4.5 |
| 4 11-15 hours | 41 | 2 | 60 | 1 | 0 | 0 | 103 | 1.2 |
| 5 16-20 hours | 12 | 1 | 29 | 1 | 0 | 0 | 42 | 0.5 |
| 6 21-25 hours | 4 | 0 | 17 | 0 | 0 | 0 | 21 | 0.2 |
| 7 26-30 hours | 3 | 0 | 6 | 0 | 0 | 0 | 9 | 0.1 |
| 8 More than 30 hours | 4 | 0 | 14 | 0 | 0 | 0 | 18 | 0.2 |
| Valid responses = | 2282 | 26 | 6173 | 70 | 22 | 0 | 8806 | 99.5 |

Invalid responses include no response.

3G) How many hours do you spend in a typical week (7 days) on the following activities?

Participating in student clubs or organizations

| | Male | | Female | | Unknown | | Total | |
|----------------------|-------|------|--------|------|---------|------|-------|------|
| | Freq. | Pct. | Freq. | Pct. | Freq. | Pct. | Freq. | Pct. |
| 1 0 hours | 1182 | 52 | 2990 | 49 | 13 | 59 | 4351 | 49.4 |
| 2 1-5 hours | 733 | 32 | 2478 | 40 | 8 | 36 | 3356 | 38.1 |
| 3 6-10 hours | 235 | 10 | 497 | 8 | 1 | 5 | 754 | 8.6 |
| 4 11-15 hours | 77 | 3 | 116 | 2 | 0 | 0 | 196 | 2.2 |
| 5 16-20 hours | 23 | 1 | 50 | 1 | 0 | 0 | 74 | 0.8 |
| 6 21-25 hours | 12 | 1 | 18 | 0 | 0 | 0 | 30 | 0.3 |
| 7 26-30 hours | 6 | 0 | 10 | 0 | 0 | 0 | 16 | 0.2 |
| 8 More than 30 hours | 17 | 1 | 12 | 0 | 0 | 0 | 29 | 0.3 |
| Valid responses = | 2285 | 26 | 6171 | 70 | 22 | 0 | 8806 | 99.5 |

Invalid responses include no response.

3H) How many hours do you spend in a typical week (7 days) on the following activities?

Socializing with friends

| | Male | | Female | | Unknown | | Total | |
|----------------------|-------|------|--------|------|---------|------|-------|------|
| | Freq. | Pct. | Freq. | Pct. | Freq. | Pct. | Freq. | Pct. |
| 1 0 hours | 195 | 9 | 414 | 7 | 4 | 18 | 636 | 7.2 |
| 2 1-5 hours | 767 | 34 | 2601 | 42 | 9 | 41 | 3499 | 39.7 |
| 3 6-10 hours | 609 | 27 | 1696 | 28 | 6 | 27 | 2409 | 27.3 |
| 4 11-15 hours | 329 | 14 | 719 | 12 | 2 | 9 | 1081 | 12.3 |
| 5 16-20 hours | 192 | 8 | 334 | 5 | 1 | 5 | 552 | 6.3 |
| 6 21-25 hours | 79 | 4 | 136 | 2 | 0 | 0 | 231 | 2.6 |
| 7 26-30 hours | 28 | 1 | 77 | 1 | 0 | 0 | 109 | 1.2 |
| 8 More than 30 hours | 88 | 4 | 200 | 3 | 0 | 0 | 299 | 3.4 |
| Valid responses = | 2287 | 26 | 6177 | 70 | 22 | 0 | 8816 | 99.6 |

Invalid responses include no response.

3I) How many hours do you spend in a typical week (7 days) on the following activities?

Partying

| | Male | | Female | | Unknown | | Total | |
|----------------------|-------|------|--------|------|---------|------|-------|------|
| | Freq. | Pct. | Freq. | Pct. | Freq. | Pct. | Freq. | Pct. |
| 1 0 hours | 1583 | 69 | 4438 | 72 | 19 | 86 | 6309 | 71.8 |
| 2 1-5 hours | 462 | 20 | 1318 | 21 | 3 | 14 | 1827 | 20.8 |
| 3 6-10 hours | 127 | 6 | 280 | 5 | 0 | 0 | 416 | 4.7 |
| 4 11-15 hours | 65 | 3 | 68 | 1 | 0 | 0 | 136 | 1.5 |
| 5 16-20 hours | 26 | 1 | 30 | 1 | 0 | 0 | 59 | 0.7 |
| 6 21-25 hours | 7 | 0 | 8 | 0 | 0 | 0 | 16 | 0.2 |
| 7 26-30 hours | 3 | 0 | 8 | 0 | 0 | 0 | 11 | 0.1 |
| 8 More than 30 hours | 9 | 0 | 4 | 0 | 0 | 0 | 13 | 0.1 |
| Valid responses = | 2282 | 26 | 6154 | 70 | 22 | 0 | 8787 | 99.3 |

Invalid responses include no response.



AMERICAN COLLEGE HEALTH ASSOCIATION

American College Health Association-National College Health Assessment (ACHA-NCHA III)
Reference Group Data Report - Fall 2020
 American College Health Association
 8455 Colesville Road, Suite 740
 Silver Spring, MD 20910
 (410) 859-1500
www.acha.org

December 18, 2023
 FREQUENCY REPORT
 Number of Surveys (n) = 8851 Web Surveys

3J) How many hours do you spend in a typical week (7 days) on the following activities?

Spending time with family

| | Male | | Female | | Unknown | | Total | |
|----------------------|-------|------|--------|------|---------|------|-------|------|
| | Freq. | Pct. | Freq. | Pct. | Freq. | Pct. | Freq. | Pct. |
| 1 0 hours | 784 | 34 | 1474 | 24 | 9 | 41 | 2393 | 27.2 |
| 2 1-5 hours | 784 | 34 | 2320 | 38 | 9 | 41 | 3219 | 36.6 |
| 3 6-10 hours | 286 | 13 | 1000 | 16 | 1 | 5 | 1327 | 15.1 |
| 4 11-15 hours | 161 | 7 | 459 | 7 | 0 | 0 | 641 | 7.3 |
| 5 16-20 hours | 82 | 4 | 257 | 4 | 0 | 0 | 348 | 4.0 |
| 6 21-25 hours | 36 | 2 | 135 | 2 | 0 | 0 | 177 | 2.0 |
| 7 26-30 hours | 23 | 1 | 81 | 1 | 0 | 0 | 107 | 1.2 |
| 8 More than 30 hours | 126 | 6 | 444 | 7 | 3 | 14 | 589 | 6.7 |
| Valid responses = | 2282 | 26 | 6170 | 70 | 22 | 0 | 8801 | 99.4 |

Invalid responses include no response.

3K) How many hours do you spend in a typical week (7 days) on the following activities?

Watching TV, streaming movies/TV, or other media for entertainment

| | Male | | Female | | Unknown | | Total | |
|----------------------|-------|------|--------|------|---------|------|-------|------|
| | Freq. | Pct. | Freq. | Pct. | Freq. | Pct. | Freq. | Pct. |
| 1 0 hours | 117 | 5 | 248 | 4 | 2 | 9 | 379 | 4.3 |
| 2 1-5 hours | 670 | 29 | 2335 | 38 | 10 | 46 | 3105 | 35.2 |
| 3 6-10 hours | 647 | 28 | 1788 | 29 | 5 | 23 | 2527 | 28.7 |
| 4 11-15 hours | 400 | 18 | 905 | 15 | 2 | 9 | 1363 | 15.5 |
| 5 16-20 hours | 211 | 9 | 457 | 7 | 1 | 5 | 712 | 8.1 |
| 6 21-25 hours | 107 | 5 | 185 | 3 | 2 | 9 | 308 | 3.5 |
| 7 26-30 hours | 40 | 2 | 93 | 2 | 0 | 0 | 142 | 1.6 |
| 8 More than 30 hours | 94 | 4 | 166 | 3 | 0 | 0 | 278 | 3.2 |
| Valid responses = | 2286 | 26 | 6177 | 70 | 22 | 0 | 8814 | 99.6 |

Invalid responses include no response.

3L) How many hours do you spend in a typical week (7 days) on the following activities?

Gaming

| | Male | | Female | | Unknown | | Total | |
|----------------------|-------|------|--------|------|---------|------|-------|------|
| | Freq. | Pct. | Freq. | Pct. | Freq. | Pct. | Freq. | Pct. |
| 1 0 hours | 632 | 28 | 4489 | 73 | 13 | 59 | 5254 | 59.7 |
| 2 1-5 hours | 655 | 29 | 1187 | 19 | 5 | 23 | 1946 | 22.1 |
| 3 6-10 hours | 427 | 19 | 266 | 4 | 2 | 9 | 742 | 8.4 |
| 4 11-15 hours | 256 | 11 | 107 | 2 | 1 | 5 | 394 | 4.5 |
| 5 16-20 hours | 150 | 7 | 61 | 1 | 0 | 0 | 228 | 2.6 |
| 6 21-25 hours | 61 | 3 | 30 | 1 | 1 | 5 | 93 | 1.1 |
| 7 26-30 hours | 38 | 2 | 9 | 0 | 0 | 0 | 49 | 0.6 |
| 8 More than 30 hours | 64 | 3 | 20 | 0 | 0 | 0 | 97 | 1.1 |
| Valid responses = | 2283 | 26 | 6169 | 70 | 22 | 0 | 8803 | 99.5 |

Invalid responses include no response.

3M) How many hours do you spend in a typical week (7 days) on the following activities?

Using social media

| | Male | | Female | | Unknown | | Total | |
|----------------------|-------|------|--------|------|---------|------|-------|------|
| | Freq. | Pct. | Freq. | Pct. | Freq. | Pct. | Freq. | Pct. |
| 1 0 hours | 207 | 9 | 177 | 3 | 3 | 14 | 399 | 4.5 |
| 2 1-5 hours | 861 | 38 | 2249 | 36 | 9 | 41 | 3223 | 36.6 |
| 3 6-10 hours | 590 | 26 | 1859 | 30 | 4 | 18 | 2549 | 28.9 |
| 4 11-15 hours | 293 | 13 | 924 | 15 | 3 | 14 | 1275 | 14.5 |
| 5 16-20 hours | 166 | 7 | 477 | 8 | 0 | 0 | 668 | 7.6 |
| 6 21-25 hours | 70 | 3 | 209 | 3 | 1 | 5 | 296 | 3.4 |
| 7 26-30 hours | 34 | 2 | 120 | 2 | 0 | 0 | 163 | 1.8 |
| 8 More than 30 hours | 64 | 3 | 166 | 3 | 2 | 9 | 245 | 2.8 |
| Valid responses = | 2285 | 26 | 6181 | 70 | 22 | 0 | 8818 | 99.6 |

Invalid responses include no response.

3N) How many hours do you spend in a typical week (7 days) on the following activities?

Commuting to school and/or to work

| | Male | | Female | | Unknown | | Total | |
|----------------------|-------|------|--------|------|---------|------|-------|------|
| | Freq. | Pct. | Freq. | Pct. | Freq. | Pct. | Freq. | Pct. |
| 1 0 hours | 1007 | 44 | 2579 | 42 | 15 | 68 | 3763 | 42.8 |
| 2 1-5 hours | 1014 | 44 | 2876 | 47 | 5 | 23 | 4027 | 45.8 |
| 3 6-10 hours | 170 | 7 | 448 | 7 | 1 | 5 | 637 | 7.2 |
| 4 11-15 hours | 36 | 2 | 129 | 2 | 0 | 0 | 174 | 2.0 |
| 5 16-20 hours | 26 | 1 | 54 | 1 | 0 | 0 | 83 | 0.9 |
| 6 21-25 hours | 9 | 0 | 31 | 1 | 1 | 5 | 42 | 0.5 |
| 7 26-30 hours | 7 | 0 | 14 | 0 | 0 | 0 | 23 | 0.3 |
| 8 More than 30 hours | 13 | 1 | 38 | 1 | 0 | 0 | 53 | 0.6 |
| Valid responses = | 2282 | 26 | 6169 | 70 | 22 | 0 | 8802 | 99.4 |

Invalid responses include no response.



AMERICAN COLLEGE HEALTH ASSOCIATION

American College Health Association-National College Health Assessment (ACHA-NCHA III)

Reference Group Data Report - Fall 2020

Undergraduate Students

American College Health Association

8455 Colesville Road, Suite 740

Silver Spring, MD 20910

(410) 859-1500

www.acha.org

December 18, 2023

FREQUENCY REPORT

Number of Surveys (n) =

8851

Web

Surveys

3O) How many hours do you spend in a typical week (7 days) on the following activities?

Working for pay

| | Male | | Female | | Unknown | | Total | |
|----------------------|-------|------|--------|------|---------|------|-------|------|
| | Freq. | Pct. | Freq. | Pct. | Freq. | Pct. | Freq. | Pct. |
| 1 0 hours | 1124 | 49 | 2370 | 38 | 12 | 55 | 3651 | 41.5 |
| 2 1-5 hours | 189 | 8 | 530 | 9 | 2 | 9 | 747 | 8.5 |
| 3 6-10 hours | 239 | 11 | 835 | 14 | 3 | 14 | 1127 | 12.8 |
| 4 11-15 hours | 193 | 9 | 630 | 10 | 3 | 14 | 858 | 9.8 |
| 5 16-20 hours | 192 | 8 | 689 | 11 | 1 | 5 | 914 | 10.4 |
| 6 21-25 hours | 110 | 5 | 391 | 6 | 1 | 5 | 518 | 5.9 |
| 7 26-30 hours | 67 | 3 | 257 | 4 | 0 | 0 | 332 | 3.8 |
| 8 More than 30 hours | 167 | 7 | 464 | 8 | 0 | 0 | 650 | 7.4 |
| Valid responses = | 2281 | 26 | 6166 | 70 | 22 | 0 | 8797 | 99.4 |

Invalid responses include no response.

3P) How many hours do you spend in a typical week (7 days) on the following activities?

Participating in meditation or meditative activities

| | Male | | Female | | Unknown | | Total | |
|----------------------|-------|------|--------|------|---------|------|-------|------|
| | Freq. | Pct. | Freq. | Pct. | Freq. | Pct. | Freq. | Pct. |
| 1 0 hours | 1681 | 74 | 4507 | 73 | 17 | 77 | 6429 | 73.1 |
| 2 1-5 hours | 503 | 22 | 1455 | 24 | 4 | 18 | 2047 | 23.3 |
| 3 6-10 hours | 58 | 3 | 126 | 2 | 0 | 0 | 197 | 2.2 |
| 4 11-15 hours | 24 | 1 | 34 | 1 | 0 | 0 | 59 | 0.7 |
| 5 16-20 hours | 12 | 1 | 17 | 0 | 0 | 0 | 32 | 0.4 |
| 6 21-25 hours | 5 | 0 | 10 | 0 | 1 | 5 | 17 | 0.2 |
| 7 26-30 hours | 0 | 0 | 3 | 0 | 0 | 0 | 4 | 0.0 |
| 8 More than 30 hours | 0 | 0 | 6 | 0 | 0 | 0 | 6 | 0.1 |
| Valid responses = | 2283 | 26 | 6158 | 70 | 22 | 0 | 8791 | 99.3 |

Invalid responses include no response.

3Q) How many hours do you spend in a typical week (7 days) on the following activities?

Performing unpaid household responsibilities

| | Male | | Female | | Unknown | | Total | |
|----------------------|-------|------|--------|------|---------|------|-------|------|
| | Freq. | Pct. | Freq. | Pct. | Freq. | Pct. | Freq. | Pct. |
| 1 0 hours | 474 | 21 | 870 | 14 | 3 | 14 | 1404 | 15.9 |
| 2 1-5 hours | 1238 | 54 | 3553 | 58 | 15 | 68 | 4969 | 56.4 |
| 3 6-10 hours | 359 | 16 | 1062 | 17 | 1 | 5 | 1488 | 16.9 |
| 4 11-15 hours | 128 | 6 | 348 | 6 | 1 | 5 | 496 | 5.6 |
| 5 16-20 hours | 36 | 2 | 163 | 3 | 0 | 0 | 209 | 2.4 |
| 6 21-25 hours | 17 | 1 | 64 | 1 | 2 | 9 | 88 | 1.0 |
| 7 26-30 hours | 14 | 1 | 35 | 1 | 0 | 0 | 56 | 0.6 |
| 8 More than 30 hours | 20 | 1 | 82 | 1 | 0 | 0 | 105 | 1.2 |
| Valid responses = | 2286 | 26 | 6177 | 70 | 22 | 0 | 8815 | 99.6 |

Invalid responses include no response.

3R) How many hours do you spend in a typical week (7 days) on the following activities?

Taking care of children or other family members (unpaid)

| | Male | | Female | | Unknown | | Total | |
|----------------------|-------|------|--------|------|---------|------|-------|------|
| | Freq. | Pct. | Freq. | Pct. | Freq. | Pct. | Freq. | Pct. |
| 1 0 hours | 1927 | 85 | 4645 | 75 | 19 | 86 | 6849 | 77.8 |
| 2 1-5 hours | 178 | 8 | 774 | 13 | 1 | 5 | 989 | 11.2 |
| 3 6-10 hours | 61 | 3 | 269 | 4 | 0 | 0 | 347 | 3.9 |
| 4 11-15 hours | 34 | 2 | 108 | 2 | 0 | 0 | 149 | 1.7 |
| 5 16-20 hours | 19 | 1 | 72 | 1 | 0 | 0 | 93 | 1.1 |
| 6 21-25 hours | 9 | 0 | 40 | 1 | 1 | 5 | 51 | 0.6 |
| 7 26-30 hours | 12 | 1 | 39 | 1 | 0 | 0 | 51 | 0.6 |
| 8 More than 30 hours | 35 | 2 | 227 | 4 | 1 | 5 | 271 | 3.1 |
| Valid responses = | 2275 | 26 | 6174 | 70 | 22 | 0 | 8800 | 99.4 |

Invalid responses include no response.

4) How do you describe your weight?

| | Male | | Female | | Unknown | | Total | |
|--------------------------|-------|------|--------|------|---------|------|-------|------|
| | Freq. | Pct. | Freq. | Pct. | Freq. | Pct. | Freq. | Pct. |
| 1 Very underweight | 33 | 1 | 30 | 1 | 0 | 0 | 68 | 0.8 |
| 2 Slightly underweight | 317 | 14 | 510 | 8 | 3 | 14 | 875 | 9.9 |
| 3 About the right weight | 1179 | 52 | 3384 | 55 | 9 | 43 | 4699 | 53.2 |
| 4 Slightly overweight | 662 | 29 | 1851 | 30 | 9 | 43 | 2633 | 29.8 |
| 5 Very overweight | 100 | 4 | 423 | 7 | 0 | 0 | 566 | 6.4 |
| Valid responses = | 2291 | 26 | 6198 | 70 | 21 | 0 | 8841 | 99.9 |

Invalid responses include no response.



AMERICAN COLLEGE HEALTH ASSOCIATION

American College Health Association-National College Health Assessment (ACHA-NCHA III)

Reference Group Data Report - Fall 2020

American College Health Association

8455 Colesville Road, Suite 740

Silver Spring, MD 20910

(410) 859-1500

www.acha.org

December 18, 2023

FREQUENCY REPORT

Number of Surveys (n) =

8851

Web

Surveys

5) Are you trying to do any of the following about your weight?

| | Male | | Female | | Unknown | | Total | | |
|---------------------------------------|-------|------|--------|------|---------|------|-------|------|--|
| | Freq. | Pct. | Freq. | Pct. | Freq. | Pct. | Freq. | Pct. | |
| 1 Not trying anything about my weight | 498 | 22 | 1196 | 19 | 8 | 38 | 1792 | 20.3 | |
| 2 Stay the same weight | 533 | 23 | 1368 | 22 | 2 | 10 | 1950 | 22.1 | |
| 3 Lose weight | 829 | 36 | 3317 | 54 | 9 | 43 | 4319 | 48.9 | |
| 4 Gain weight | 432 | 19 | 315 | 5 | 2 | 10 | 779 | 8.8 | |
| Valid responses = | 2292 | 26 | 6196 | 70 | 21 | 0 | 8840 | 99.9 | |

Invalid responses include no response.

6) In the last 7 days, how many (total) minutes did you spend doing moderate physical activity?

Examples: brisk walking, dancing, or household chores.

| | Male | | Female | | Unknown | | Total | | |
|-----------------------|-------|------|--------|------|---------|------|-------|------|--|
| | Freq. | Pct. | Freq. | Pct. | Freq. | Pct. | Freq. | Pct. | |
| 0 0 Minutes | 107 | 5 | 201 | 3 | 2 | 10 | 328 | 3.7 | |
| 1 1 to 149 Minutes | 1127 | 50 | 3254 | 53 | 13 | 65 | 4580 | 52.3 | |
| 2 150 to 299 Minutes | 501 | 22 | 1264 | 21 | 2 | 10 | 1828 | 20.9 | |
| 3 300 or More Minutes | 532 | 24 | 1424 | 23 | 3 | 15 | 2020 | 23.1 | |
| Valid responses = | 2267 | 26 | 6143 | 70 | 20 | 0 | 8756 | 98.9 | |

Invalid responses include no response.

| | Mean | Median | Std Dev | Min | Max |
|---------|--------|--------|---------|-----|------|
| Male | 229.21 | 120.00 | 379.85 | 0 | 5040 |
| Female | 221.88 | 120.00 | 348.54 | 0 | 5040 |
| Overall | 222.56 | 120.00 | 354.28 | 0 | 5040 |

7) In the last 7 days, how many (total) minutes did you spend doing vigorous physical activity?

Examples: running, swimming laps, or hiking.

| | Male | | Female | | Unknown | | Total | | |
|-----------------------|-------|------|--------|------|---------|------|-------|------|--|
| | Freq. | Pct. | Freq. | Pct. | Freq. | Pct. | Freq. | Pct. | |
| 0 0 Minutes | 625 | 28 | 2458 | 40 | 8 | 40 | 3262 | 37.4 | |
| 1 1 to 74 Minutes | 689 | 30 | 1883 | 31 | 7 | 35 | 2667 | 30.5 | |
| 2 75 to 149 Minutes | 330 | 15 | 684 | 11 | 2 | 10 | 1044 | 12.0 | |
| 3 150 or More Minutes | 628 | 28 | 1092 | 18 | 3 | 15 | 1760 | 20.2 | |
| Valid responses = | 2272 | 26 | 6117 | 70 | 20 | 0 | 8733 | 98.7 | |

Invalid responses include no response.

| | Mean | Median | Std Dev | Min | Max |
|---------|--------|--------|---------|-----|------|
| Male | 125.31 | 60.00 | 206.37 | 0 | 3000 |
| Female | 85.23 | 30.00 | 172.28 | 0 | 3000 |
| Overall | 94.42 | 30.00 | 180.86 | 0 | 3000 |

8) In the last 7 days, on how many days did you do exercises to strengthen or tone your muscles?

Examples: push ups, sit ups, or weightlifting/training.

| | Male | | Female | | Unknown | | Total | | |
|-------------------|-------|------|--------|------|---------|------|-------|------|--|
| | Freq. | Pct. | Freq. | Pct. | Freq. | Pct. | Freq. | Pct. | |
| 0 0 days | 784 | 34 | 2796 | 45 | 9 | 43 | 3766 | 42.7 | |
| 1 1 day | 267 | 12 | 802 | 13 | 1 | 5 | 1118 | 12.7 | |
| 2 2 days | 260 | 11 | 828 | 13 | 3 | 14 | 1128 | 12.8 | |
| 3 3 days | 335 | 15 | 758 | 12 | 2 | 10 | 1127 | 12.8 | |
| 4 4 days | 214 | 9 | 380 | 6 | 1 | 5 | 614 | 7.0 | |
| 5 5 days | 217 | 10 | 359 | 6 | 3 | 14 | 587 | 6.7 | |
| 6 6 days | 111 | 5 | 140 | 2 | 1 | 5 | 254 | 2.9 | |
| 7 7 days | 101 | 4 | 121 | 2 | 1 | 5 | 230 | 2.6 | |
| Valid responses = | 2289 | 26 | 6184 | 70 | 21 | 0 | 8824 | 99.7 | |

Invalid responses include no response.



AMERICAN COLLEGE HEALTH ASSOCIATION

American College Health Association-National College Health Assessment (ACHA-NCHA III)

Reference Group Data Report - Fall 2020

American College Health Association

8455 Colesville Road, Suite 740

Silver Spring, MD 20910

(410) 859-1500

www.acha.org

Undergraduate Students

December 18, 2023

FREQUENCY REPORT

Number of Surveys (n) =

8851

Web

Surveys

9A) In the last 7 days, how many servings of sugar-sweetened beverages did you drink on average per day?

One serving is 12 oz of soda; 8 oz of sugar-sweetened, flavored water or sports drink; 6 oz of sugar-sweetened coffee, tea, or juice.

If you do not drink sugar-sweetened beverages, please enter 0.

| | Male | | Female | | Unknown | | Total | |
|-----------------------|-------|------|--------|------|---------|------|-------|------|
| | Freq. | Pct. | Freq. | Pct. | Freq. | Pct. | Freq. | Pct. |
| 1 0 servings | 670 | 30 | 1827 | 30 | 6 | 32 | 2580 | 29.5 |
| 2 1 serving | 441 | 19 | 1231 | 20 | 4 | 21 | 1746 | 20.0 |
| 3 2 servings | 352 | 16 | 902 | 15 | 3 | 16 | 1310 | 15.0 |
| 4 3 servings | 187 | 8 | 565 | 9 | 1 | 5 | 790 | 9.0 |
| 5 4 servings | 140 | 6 | 350 | 6 | 0 | 0 | 508 | 5.8 |
| 6 5 servings | 104 | 5 | 314 | 5 | 0 | 0 | 431 | 4.9 |
| 7 6 servings | 68 | 3 | 156 | 3 | 0 | 0 | 235 | 2.7 |
| 8 7 servings | 82 | 4 | 229 | 4 | 1 | 5 | 327 | 3.7 |
| 9 8 servings | 36 | 2 | 72 | 1 | 0 | 0 | 111 | 1.3 |
| 10 9 or more servings | 193 | 9 | 487 | 8 | 4 | 21 | 712 | 8.1 |
| Valid responses = | 2273 | 26 | 6133 | 70 | 19 | 0 | 8750 | 98.9 |

Invalid responses include no response.

| | Mean | Median | Std Dev | Min | Max |
|---------|------|--------|---------|-----|-----|
| Male | 3.05 | 2.00 | 4.47 | 0 | 29 |
| Female | 2.89 | 2.00 | 4.14 | 0 | 29 |
| Overall | 2.95 | 2.00 | 4.25 | 0 | 29 |

9B) In the past 30 days, on how many days did you drink energy drinks or energy shots?

(for example: Red Bull, Monster, Full Throttle, 5 Hour Energy, Rockstar Energy Shot, or Full Throttle Energy Shot, etc.)

| | Male | | Female | | Unknown | | Total | |
|-------------------|-------|------|--------|------|---------|------|-------|------|
| | Freq. | Pct. | Freq. | Pct. | Freq. | Pct. | Freq. | Pct. |
| 1 0 days | 1649 | 73 | 4878 | 80 | 16 | 84 | 6779 | 77.8 |
| 2 1-2 days | 239 | 11 | 509 | 8 | 1 | 5 | 788 | 9.0 |
| 3 3-4 days | 114 | 5 | 217 | 4 | 1 | 5 | 345 | 4.0 |
| 4 5-10 days | 142 | 6 | 273 | 5 | 1 | 5 | 437 | 5.0 |
| 5 11-15 days | 41 | 2 | 81 | 1 | 0 | 0 | 124 | 1.4 |
| 6 16-20 days | 33 | 2 | 58 | 1 | 0 | 0 | 97 | 1.1 |
| 7 21-25 days | 19 | 1 | 43 | 1 | 0 | 0 | 66 | 0.8 |
| 8 26-30 days | 27 | 1 | 48 | 1 | 0 | 0 | 78 | 0.9 |
| Valid responses = | 2264 | 26 | 6107 | 70 | 19 | 0 | 8714 | 98.5 |

Invalid responses include no response.

| | Mean | Median | Std Dev | Min | Max |
|---------|------|--------|---------|-----|-----|
| Male | 1.86 | 0.00 | 5 | 0 | 30 |
| Female | 1.32 | 0.00 | 4.3 | 0 | 30 |
| Overall | 1.47 | 0.00 | 4.52 | 0 | 30 |

10) In the last 7 days, how many servings of fruit did you eat on average per day?

One serving is a medium piece of fresh fruit; 1/2 cup of fresh, frozen, or canned fruit; 1/4 cup of dried fruit; or 3/4 cup of 100% fresh fruit juice

| | Male | | Female | | Unknown | | Total | |
|--------------------------------|-------|------|--------|------|---------|------|-------|------|
| | Freq. | Pct. | Freq. | Pct. | Freq. | Pct. | Freq. | Pct. |
| 1 0 servings per day | 487 | 21 | 941 | 15 | 5 | 24 | 1503 | 17.1 |
| 2 1-2 servings per day | 1395 | 61 | 4124 | 67 | 12 | 57 | 5740 | 65.1 |
| 3 3-4 servings per day | 339 | 15 | 942 | 15 | 2 | 10 | 1328 | 15.1 |
| 4 5-6 servings per day | 51 | 2 | 121 | 2 | 2 | 10 | 178 | 2.0 |
| 5 More than 6 servings per day | 15 | 1 | 50 | 1 | 0 | 0 | 66 | 0.7 |
| Valid responses = | 2287 | 26 | 6178 | 70 | 21 | 0 | 8815 | 99.6 |

Invalid responses include no response.

11) In the last 7 days, how many servings of vegetables did you eat on average per day?

One serving is 1/2 cup of fresh, frozen, or canned vegetables; 3/4 cup 100% vegetable juice; or 1 cup salad greens)

| | Male | | Female | | Unknown | | Total | |
|--------------------------------|-------|------|--------|------|---------|------|-------|------|
| | Freq. | Pct. | Freq. | Pct. | Freq. | Pct. | Freq. | Pct. |
| 1 0 servings per day | 385 | 17 | 690 | 11 | 4 | 18 | 1131 | 12.8 |
| 2 1-2 servings per day | 1237 | 54 | 3628 | 59 | 11 | 50 | 5068 | 57.5 |
| 3 3-4 servings per day | 568 | 25 | 1510 | 24 | 5 | 23 | 2152 | 24.4 |
| 4 5-6 servings per day | 70 | 3 | 267 | 4 | 2 | 9 | 348 | 3.9 |
| 5 More than 6 servings per day | 28 | 1 | 84 | 1 | 0 | 0 | 119 | 1.3 |
| Valid responses = | 2288 | 26 | 6179 | 70 | 22 | 0 | 8818 | 99.6 |

Invalid responses include no response.

12A) For the following statements, please say whether the statement was often true, sometimes true, or never true for you in the last 30 days.

The food that I bought just didn't last, and I didn't have money to get more

| | Male | | Female | | Unknown | | Total | |
|-------------------|-------|------|--------|------|---------|------|-------|------|
| | Freq. | Pct. | Freq. | Pct. | Freq. | Pct. | Freq. | Pct. |
| 0 Never True | 1419 | 63 | 3625 | 59 | 19 | 91 | 5229 | 59.9 |
| 1 Sometimes True | 686 | 30 | 1958 | 32 | 2 | 10 | 2767 | 31.7 |
| 2 Often True | 161 | 7 | 532 | 9 | 0 | 0 | 735 | 8.4 |
| Valid responses = | 2266 | 26 | 6115 | 70 | 21 | 0 | 8731 | 98.6 |

Invalid responses include no response.



AMERICAN COLLEGE HEALTH ASSOCIATION

American College Health Association-National College Health Assessment (ACHA-NCHA III)

Reference Group Data Report - Fall 2020

American College Health Association

8455 Colesville Road, Suite 740

Silver Spring, MD 20910

(410) 859-1500

www.acha.org

Undergraduate Students

December 18, 2023

FREQUENCY REPORT

Number of Surveys (n) =

8851 Web Surveys

12B) For the following statements, please say whether the statement was often true, sometimes true, or never true for you in the last 30 days.

I couldn't afford to eat balanced meals.

| | Male | | Female | | Unknown | | Total | |
|-------------------|-------|------|--------|------|---------|------|-------|------|
| | Freq. | Pct. | Freq. | Pct. | Freq. | Pct. | Freq. | Pct. |
| 0 Never True | 1429 | 63 | 3472 | 57 | 16 | 76 | 5068 | 58.1 |
| 1 Sometimes True | 607 | 27 | 1835 | 30 | 4 | 19 | 2563 | 29.4 |
| 2 Often True | 225 | 10 | 799 | 13 | 1 | 5 | 1085 | 12.4 |
| Valid responses = | 2261 | 26 | 6106 | 70 | 21 | 0 | 8716 | 98.5 |

Invalid responses include no response.

12C) In the last 30 days, did you ever cut the size of your meals or skip meals because there wasn't enough money for food?

| | Male | | Female | | Unknown | | Total | |
|-------------------------------------|-------|------|--------|------|---------|------|-------|------|
| | Freq. | Pct. | Freq. | Pct. | Freq. | Pct. | Freq. | Pct. |
| 0 No | 1600 | 70 | 4250 | 69 | 17 | 81 | 6059 | 68.8 |
| 1 Only 1 or 2 days | 309 | 14 | 856 | 14 | 0 | 0 | 1216 | 13.8 |
| 2 Yes, some days, but not every day | 298 | 13 | 867 | 14 | 4 | 19 | 1236 | 14.0 |
| 3 Yes, almost every day | 77 | 3 | 201 | 3 | 0 | 0 | 299 | 3.4 |
| Valid responses = | 2284 | 26 | 6174 | 70 | 21 | 0 | 8810 | 99.5 |

Invalid responses include no response.

12D) In the last 30 days, did you ever eat less than you felt you should because there wasn't enough money for food?

| | Male | | Female | | Unknown | | Total | |
|-------------------|-------|------|--------|------|---------|------|-------|------|
| | Freq. | Pct. | Freq. | Pct. | Freq. | Pct. | Freq. | Pct. |
| 0 No | 1818 | 79 | 4808 | 78 | 19 | 91 | 6876 | 77.9 |
| 1 Yes | 472 | 21 | 1374 | 22 | 2 | 10 | 1947 | 22.1 |
| Valid responses = | 2290 | 26 | 6182 | 70 | 21 | 0 | 8823 | 99.7 |

Invalid responses include no response.

12E) In the last 30 days, were you ever hungry but didn't eat because there wasn't enough money for food?

| | Male | | Female | | Unknown | | Total | |
|-------------------|-------|------|--------|------|---------|------|-------|------|
| | Freq. | Pct. | Freq. | Pct. | Freq. | Pct. | Freq. | Pct. |
| 0 No | 1938 | 85 | 5115 | 83 | 19 | 91 | 7334 | 83.1 |
| 1 Yes | 352 | 15 | 1071 | 17 | 2 | 10 | 1493 | 16.9 |
| Valid responses = | 2290 | 26 | 6186 | 70 | 21 | 0 | 8827 | 99.7 |

Invalid responses include no response.

13) How long does it usually take for you to fall asleep at night once you close your eyes?

| | Male | | Female | | Unknown | | Total | |
|-----------------------|-------|------|--------|------|---------|------|-------|------|
| | Freq. | Pct. | Freq. | Pct. | Freq. | Pct. | Freq. | Pct. |
| 1 Under 5 minutes | 253 | 11 | 474 | 8 | 1 | 5 | 751 | 8.5 |
| 2 5-15 minutes | 708 | 31 | 1806 | 29 | 6 | 29 | 2594 | 29.4 |
| 3 16-30 minutes | 629 | 28 | 1689 | 27 | 6 | 29 | 2411 | 27.3 |
| 4 31 minutes - 1 hour | 424 | 19 | 1365 | 22 | 7 | 33 | 1886 | 21.3 |
| 5 over 1 hour | 277 | 12 | 860 | 14 | 1 | 5 | 1196 | 13.5 |
| Valid responses = | 2291 | 26 | 6194 | 70 | 21 | 0 | 8838 | 99.9 |

Invalid responses include no response.

14) Over the last 2 weeks, what is the average amount of sleep you have gotten on a weeknight (excluding naps)? (Please select the response closest to your answer)

| | Male | | Female | | Unknown | | Total | |
|---------------------|-------|------|--------|------|---------|------|-------|------|
| | Freq. | Pct. | Freq. | Pct. | Freq. | Pct. | Freq. | Pct. |
| 1 Less than 4 hours | 43 | 2 | 88 | 1 | 1 | 5 | 139 | 1.6 |
| 2 4 hours | 97 | 4 | 236 | 4 | 1 | 5 | 359 | 4.1 |
| 3 5 hours | 267 | 12 | 712 | 12 | 5 | 24 | 1027 | 11.6 |
| 4 6 hours | 555 | 24 | 1570 | 25 | 4 | 19 | 2210 | 25.0 |
| 5 7 hours | 739 | 32 | 1834 | 30 | 3 | 14 | 2662 | 30.1 |
| 6 8 hours | 433 | 19 | 1301 | 21 | 4 | 19 | 1806 | 20.4 |
| 7 9 hours | 114 | 5 | 307 | 5 | 3 | 14 | 433 | 4.9 |
| 8 10 or more hours | 45 | 2 | 151 | 2 | 0 | 0 | 208 | 2.4 |
| Valid responses = | 2293 | 26 | 6199 | 70 | 21 | 0 | 8844 | 99.9 |

Invalid responses include no response.

15) Over the last 2 weeks, what is the average amount of sleep you have gotten on a weekend night (excluding naps)? (Please select the response closest to your answer)

| | Male | | Female | | Unknown | | Total | |
|---------------------|-------|------|--------|------|---------|------|-------|------|
| | Freq. | Pct. | Freq. | Pct. | Freq. | Pct. | Freq. | Pct. |
| 1 Less than 4 hours | 36 | 2 | 82 | 1 | 0 | 0 | 125 | 1.4 |
| 2 4 hours | 54 | 2 | 176 | 3 | 1 | 5 | 241 | 2.7 |
| 3 5 hours | 154 | 7 | 427 | 7 | 1 | 5 | 605 | 6.8 |
| 4 6 hours | 317 | 14 | 837 | 14 | 5 | 24 | 1215 | 13.7 |
| 5 7 hours | 443 | 19 | 1242 | 20 | 2 | 10 | 1733 | 19.6 |
| 6 8 hours | 652 | 28 | 1730 | 28 | 4 | 19 | 2467 | 27.9 |
| 7 9 hours | 429 | 19 | 1124 | 18 | 6 | 29 | 1622 | 18.3 |
| 8 10 or more hours | 207 | 9 | 579 | 9 | 2 | 10 | 833 | 9.4 |
| Valid responses = | 2292 | 26 | 6197 | 70 | 21 | 0 | 8841 | 99.9 |

Invalid responses include no response.



AMERICAN COLLEGE HEALTH ASSOCIATION

American College Health Association-National College Health Assessment (ACHA-NCHA III)

Reference Group Data Report - Fall 2020

American College Health Association

8455 Colesville Road, Suite 740

Silver Spring, MD 20910

(410) 859-1500

www.acha.org

December 18, 2023

FREQUENCY REPORT

Number of Surveys (n) =

8851 Web Surveys

16A) On how many of the last 7 days did you: Wake up too early in the morning and couldn't get back to sleep?

| | Male | | Female | | Unknown | | Total | |
|-------------------|-------|------|--------|------|---------|------|-------|------|
| | Freq. | Pct. | Freq. | Pct. | Freq. | Pct. | Freq. | Pct. |
| 1 0 days | 1165 | 51 | 2635 | 43 | 10 | 50 | 3944 | 44.7 |
| 2 1 day | 421 | 18 | 1059 | 17 | 5 | 25 | 1537 | 17.4 |
| 3 2 days | 299 | 13 | 1060 | 17 | 4 | 20 | 1409 | 16.0 |
| 4 3 days | 173 | 8 | 631 | 10 | 0 | 0 | 839 | 9.5 |
| 5 4 days | 89 | 4 | 292 | 5 | 0 | 0 | 407 | 4.6 |
| 6 5 days | 57 | 3 | 200 | 3 | 0 | 0 | 271 | 3.1 |
| 7 6 days | 23 | 1 | 77 | 1 | 1 | 5 | 109 | 1.2 |
| 8 7 days | 64 | 3 | 229 | 4 | 0 | 0 | 306 | 3.5 |
| Valid responses = | 2291 | 26 | 6183 | 70 | 20 | 0 | 8822 | 99.7 |

Invalid responses include no response.

16B) On how many of the last 7 days did you: Feel tired or sleepy during the day?

| | Male | | Female | | Unknown | | Total | |
|-------------------|-------|------|--------|------|---------|------|-------|------|
| | Freq. | Pct. | Freq. | Pct. | Freq. | Pct. | Freq. | Pct. |
| 1 0 days | 174 | 8 | 182 | 3 | 1 | 5 | 367 | 4.2 |
| 2 1 day | 219 | 10 | 311 | 5 | 1 | 5 | 542 | 6.2 |
| 3 2 days | 399 | 18 | 683 | 11 | 0 | 0 | 1110 | 12.6 |
| 4 3 days | 382 | 17 | 905 | 15 | 8 | 40 | 1338 | 15.2 |
| 5 4 days | 268 | 12 | 789 | 13 | 0 | 0 | 1090 | 12.4 |
| 6 5 days | 272 | 12 | 898 | 15 | 2 | 10 | 1206 | 13.7 |
| 7 6 days | 135 | 6 | 496 | 8 | 2 | 10 | 665 | 7.5 |
| 8 7 days | 437 | 19 | 1912 | 31 | 6 | 30 | 2495 | 28.3 |
| Valid responses = | 2286 | 26 | 6176 | 70 | 20 | 0 | 8813 | 99.6 |

Invalid responses include no response.

16C) On how many of the last 7 days did you: Have an extremely hard time falling asleep?

| | Male | | Female | | Unknown | | Total | |
|-------------------|-------|------|--------|------|---------|------|-------|------|
| | Freq. | Pct. | Freq. | Pct. | Freq. | Pct. | Freq. | Pct. |
| 1 0 days | 717 | 31 | 1563 | 25 | 7 | 35 | 2359 | 26.7 |
| 2 1 day | 512 | 22 | 1193 | 19 | 4 | 20 | 1763 | 20.0 |
| 3 2 days | 308 | 13 | 952 | 15 | 0 | 0 | 1305 | 14.8 |
| 4 3 days | 179 | 8 | 616 | 10 | 3 | 15 | 839 | 9.5 |
| 5 4 days | 139 | 6 | 386 | 6 | 3 | 15 | 551 | 6.2 |
| 6 5 days | 115 | 5 | 451 | 7 | 0 | 0 | 583 | 6.6 |
| 7 6 days | 75 | 3 | 249 | 4 | 1 | 5 | 345 | 3.9 |
| 8 7 days | 245 | 11 | 775 | 13 | 2 | 10 | 1081 | 12.2 |
| Valid responses = | 2290 | 26 | 6185 | 70 | 20 | 0 | 8826 | 99.7 |

Invalid responses include no response.

16D) On how many of the last 7 days did you: Get enough sleep so that you felt rested?

| | Male | | Female | | Unknown | | Total | |
|-------------------|-------|------|--------|------|---------|------|-------|------|
| | Freq. | Pct. | Freq. | Pct. | Freq. | Pct. | Freq. | Pct. |
| 1 0 days | 394 | 17 | 1382 | 22 | 5 | 25 | 1881 | 21.3 |
| 2 1 day | 361 | 16 | 1262 | 20 | 2 | 10 | 1686 | 19.1 |
| 3 2 days | 369 | 16 | 1229 | 20 | 5 | 25 | 1657 | 18.8 |
| 4 3 days | 294 | 13 | 725 | 12 | 2 | 10 | 1047 | 11.9 |
| 5 4 days | 273 | 12 | 538 | 9 | 0 | 0 | 846 | 9.6 |
| 6 5 days | 286 | 13 | 506 | 8 | 1 | 5 | 816 | 9.3 |
| 7 6 days | 158 | 7 | 258 | 4 | 2 | 10 | 429 | 4.9 |
| 8 7 days | 154 | 7 | 279 | 5 | 3 | 15 | 455 | 5.2 |
| Valid responses = | 2289 | 26 | 6179 | 70 | 20 | 0 | 8817 | 99.6 |

Invalid responses include no response.

16E) On how many of the last 7 days did you: Take a nap?

| | Male | | Female | | Unknown | | Total | |
|-------------------|-------|------|--------|------|---------|------|-------|------|
| | Freq. | Pct. | Freq. | Pct. | Freq. | Pct. | Freq. | Pct. |
| 1 0 days | 919 | 40 | 2259 | 37 | 10 | 50 | 3309 | 37.5 |
| 2 1 day | 451 | 20 | 1137 | 18 | 1 | 5 | 1646 | 18.7 |
| 3 2 days | 368 | 16 | 995 | 16 | 2 | 10 | 1409 | 16.0 |
| 4 3 days | 209 | 9 | 701 | 11 | 3 | 15 | 954 | 10.8 |
| 5 4 days | 109 | 5 | 399 | 7 | 2 | 10 | 535 | 6.1 |
| 6 5 days | 99 | 4 | 282 | 5 | 0 | 0 | 397 | 4.5 |
| 7 6 days | 33 | 1 | 127 | 2 | 2 | 10 | 171 | 1.9 |
| 8 7 days | 98 | 4 | 279 | 5 | 0 | 0 | 394 | 4.5 |
| Valid responses = | 2286 | 26 | 6179 | 70 | 20 | 0 | 8815 | 99.6 |

Invalid responses include no response.



AMERICAN COLLEGE HEALTH ASSOCIATION

American College Health Association-National College Health Assessment (ACHA-NCHA III)

Reference Group Data Report - Fall 2020

American College Health Association

8455 Colesville Road, Suite 740

Silver Spring, MD 20910

(410) 859-1500

www.acha.org

Undergraduate Students

December 18, 2023

FREQUENCY REPORT

Number of Surveys (n) =

8851 Web Surveys

16F) On average, how long are your naps? (only includes students who napped 1-7 days)

| | Male | | Female | | Unknown | | Total | |
|------------------------------|-------|------|--------|------|---------|------|-------|------|
| | Freq. | Pct. | Freq. | Pct. | Freq. | Pct. | Freq. | Pct. |
| 1 Less than 30 minutes | 265 | 20 | 565 | 15 | 2 | 22 | 856 | 15.9 |
| 2 Between 30 and 59 minutes | 612 | 46 | 1764 | 46 | 4 | 44 | 2468 | 45.9 |
| 3 Between 60 and 119 minutes | 348 | 26 | 1144 | 30 | 3 | 33 | 1551 | 28.8 |
| 4 2 hours or more | 105 | 8 | 367 | 10 | 0 | 0 | 503 | 9.4 |
| Valid responses = | 1330 | 25 | 3840 | 71 | 9 | 0 | 5378 | 60.8 |

Invalid responses include no response.

17A) Within the last 12 months, how often did you: Wear a helmet when you rode a bicycle?

| | Male | | Female | | Unknown | | Total | |
|----------------------------|-------|------|--------|------|---------|------|-------|------|
| | Freq. | Pct. | Freq. | Pct. | Freq. | Pct. | Freq. | Pct. |
| 1 Did not do this activity | 1258 | 55 | 3771 | 62 | 15 | 75 | 5269 | 60.2 |
| 2 Never | 478 | 21 | 1113 | 18 | 0 | 0 | 1633 | 18.7 |
| 3 Rarely | 120 | 5 | 289 | 5 | 1 | 5 | 416 | 4.8 |
| 4 Sometimes | 85 | 4 | 211 | 3 | 1 | 5 | 311 | 3.6 |
| 5 Most of the time | 90 | 4 | 199 | 3 | 2 | 10 | 303 | 3.5 |
| 6 Always | 240 | 11 | 553 | 9 | 1 | 5 | 823 | 9.4 |
| Valid responses = | 2271 | 26 | 6136 | 70 | 20 | 0 | 8755 | 98.9 |

Invalid responses include no response.

17B) Within the last 12 months, how often did you: Wear a helmet when you rode a motorcycle/motor scooter?

| | Male | | Female | | Unknown | | Total | |
|----------------------------|-------|------|--------|------|---------|------|-------|------|
| | Freq. | Pct. | Freq. | Pct. | Freq. | Pct. | Freq. | Pct. |
| 1 Did not do this activity | 1921 | 85 | 5481 | 89 | 18 | 90 | 7726 | 88.3 |
| 2 Never | 136 | 6 | 217 | 4 | 0 | 0 | 361 | 4.1 |
| 3 Rarely | 27 | 1 | 35 | 1 | 0 | 0 | 63 | 0.7 |
| 4 Sometimes | 25 | 1 | 39 | 1 | 1 | 5 | 67 | 0.8 |
| 5 Most of the time | 35 | 2 | 54 | 1 | 1 | 5 | 91 | 1.0 |
| 6 Always | 122 | 5 | 306 | 5 | 0 | 0 | 440 | 5.0 |
| Valid responses = | 2266 | 26 | 6132 | 70 | 20 | 0 | 8748 | 98.8 |

Invalid responses include no response.

17C) Within the last 12 months, how often did you: Wear a helmet when you were skateboarding?

| | Male | | Female | | Unknown | | Total | |
|----------------------------|-------|------|--------|------|---------|------|-------|------|
| | Freq. | Pct. | Freq. | Pct. | Freq. | Pct. | Freq. | Pct. |
| 1 Did not do this activity | 1817 | 80 | 5433 | 89 | 17 | 85 | 7545 | 86.3 |
| 2 Never | 330 | 15 | 496 | 8 | 0 | 0 | 865 | 9.9 |
| 3 Rarely | 45 | 2 | 61 | 1 | 1 | 5 | 110 | 1.3 |
| 4 Sometimes | 30 | 1 | 34 | 1 | 1 | 5 | 66 | 0.8 |
| 5 Most of the time | 13 | 1 | 28 | 1 | 1 | 5 | 45 | 0.5 |
| 6 Always | 28 | 1 | 82 | 1 | 0 | 0 | 116 | 1.3 |
| Valid responses = | 2263 | 26 | 6134 | 70 | 20 | 0 | 8747 | 98.8 |

Invalid responses include no response.

18A) When, if ever, was the last time you drove a car or other vehicle?

| | Male | | Female | | Unknown | | Total | |
|---|-------|------|--------|------|---------|------|-------|------|
| | Freq. | Pct. | Freq. | Pct. | Freq. | Pct. | Freq. | Pct. |
| 1 Never | 126 | 6 | 411 | 7 | 3 | 15 | 580 | 6.6 |
| 2 Within the last 2 weeks | 1779 | 78 | 4897 | 79 | 14 | 70 | 6903 | 78.2 |
| 3 More than 2 weeks but within 30 days | 80 | 4 | 159 | 3 | 1 | 5 | 255 | 2.9 |
| 4 More than 30 days but within 3 months | 139 | 6 | 355 | 6 | 0 | 0 | 521 | 5.9 |
| 5 More than 3 months but within 12 months | 109 | 5 | 260 | 4 | 2 | 10 | 398 | 4.5 |
| 6 More than 12 months ago | 52 | 2 | 106 | 2 | 0 | 0 | 168 | 1.9 |
| Valid responses = | 2285 | 26 | 6188 | 70 | 20 | 0 | 8825 | 99.7 |

Invalid responses include no response.

18B) Within the last 2 weeks, on how many days did you drive a car or other vehicle? (only includes students that drove in the last 2 weeks)

| | Male | | Female | | Unknown | | Total | |
|-------------------|-------|------|--------|------|---------|------|-------|------|
| | Freq. | Pct. | Freq. | Pct. | Freq. | Pct. | Freq. | Pct. |
| 0 0 Days | 9 | 1 | 18 | 0 | 0 | 0 | 27 | 0.4 |
| 1 1 to 4 Days | 412 | 23 | 1010 | 21 | 7 | 58 | 1503 | 21.9 |
| 2 5 to 10 Days | 645 | 36 | 1750 | 36 | 1 | 8 | 2473 | 36.0 |
| 3 11 to 14 Days | 710 | 40 | 2100 | 43 | 4 | 33 | 2874 | 41.8 |
| Valid responses = | 1776 | 26 | 4878 | 71 | 12 | 0 | 6877 | 77.7 |

Invalid responses include no response.

| | Mean | Median | Std Dev | Min | Max |
|---------|------|--------|---------|-----|-----|
| Male | 8.69 | 9.00 | 4.47 | 0 | 14 |
| Female | 9.02 | 10.00 | 4.42 | 0 | 14 |
| Overall | 8.88 | 10.00 | 4.44 | 0 | 14 |



AMERICAN COLLEGE HEALTH ASSOCIATION

American College Health Association-National College Health Assessment (ACHA-NCHA III)

Reference Group Data Report - Fall 2020

American College Health Association

8455 Colesville Road, Suite 740

Silver Spring, MD 20910

(410) 859-1500

www.acha.org

Undergraduate Students

December 18, 2023

FREQUENCY REPORT

Number of Surveys (n) =

8851 Web Surveys

18C) Within the last 2 weeks, on how many days did you manually operate a device to text, email, video chat, or use the internet or apps while driving a car or other vehicle?

| | Male | | Female | | Unknown | | Total | |
|--|-------|--------|---------|------|---------|------|-------|------|
| | Freq. | Pct. | Freq. | Pct. | Freq. | Pct. | Freq. | Pct. |
| 0 0 Days | 798 | 45 | 2241 | 46 | 8 | 67 | 3161 | 46.2 |
| 1 1 to 4 Days | 438 | 25 | 1228 | 25 | 2 | 17 | 1722 | 25.2 |
| 2 5 to 10 Days | 256 | 15 | 707 | 15 | 1 | 8 | 995 | 14.5 |
| 3 11 to 14 Days | 278 | 16 | 677 | 14 | 1 | 8 | 968 | 14.1 |
| Valid responses = | 1770 | 26 | 4853 | 71 | 12 | 0 | 6846 | 77.3 |
| Invalid responses include no response. | | | | | | | | |
| | Mean | Median | Std Dev | | Min | | Max | |
| Male | 3.70 | 1.00 | 4.98 | | 0 | | 14 | |
| Female | 3.50 | 1.00 | 4.82 | | 0 | | 14 | |
| Overall | 3.51 | 1.00 | 4.84 | | 0 | | 14 | |

18D) Within the last 12 months, how many times have you been involved in an accident when you drove a car or other vehicle?

| | Male | | Female | | Unknown | | Total | |
|--|-------|------|--------|------|---------|------|-------|------|
| | Freq. | Pct. | Freq. | Pct. | Freq. | Pct. | Freq. | Pct. |
| 1 No accidents | 1920 | 91 | 5124 | 91 | 15 | 94 | 7306 | 90.6 |
| 2 One accident | 166 | 8 | 492 | 9 | 1 | 6 | 685 | 8.5 |
| 3 Two accidents | 17 | 1 | 40 | 1 | 0 | 0 | 63 | 0.8 |
| 4 Three or more accidents | 1 | 0 | 7 | 0 | 0 | 0 | 10 | 0.1 |
| Valid responses = | 2104 | 26 | 5663 | 70 | 16 | 0 | 8064 | 91.1 |
| Invalid responses include no response. | | | | | | | | |

19A) Within the last 12 months, did you experience any of the following in an intimate (coupled/partnered) relationship?

A partner called me names, insulted me, or put me down to make me feel bad.

| | Male | | Female | | Unknown | | Total | |
|--|-------|------|--------|------|---------|------|-------|------|
| | Freq. | Pct. | Freq. | Pct. | Freq. | Pct. | Freq. | Pct. |
| 1 No | 2071 | 91 | 5398 | 88 | 18 | 95 | 7782 | 88.7 |
| 2 Yes | 209 | 9 | 751 | 12 | 1 | 5 | 995 | 11.3 |
| Valid responses = | 2280 | 26 | 6149 | 70 | 19 | 0 | 8777 | 99.2 |
| Invalid responses include no response. | | | | | | | | |

19B) Within the last 12 months, did you experience any of the following in an intimate (coupled/partnered) relationship?

A partner often insisted on knowing who I was with and where I was or tried to limit my contact with family or friends.

| | Male | | Female | | Unknown | | Total | |
|--|-------|------|--------|------|---------|------|-------|------|
| | Freq. | Pct. | Freq. | Pct. | Freq. | Pct. | Freq. | Pct. |
| 1 No | 2147 | 94 | 5752 | 93 | 19 | 100 | 8220 | 93.5 |
| 2 Yes | 134 | 6 | 407 | 7 | 0 | 0 | 568 | 6.5 |
| Valid responses = | 2281 | 26 | 6159 | 70 | 19 | 0 | 8788 | 99.3 |
| Invalid responses include no response. | | | | | | | | |

19C) Within the last 12 months, did you experience any of the following in an intimate (coupled/partnered) relationship?

A partner pushed, grabbed, shoved, slapped, kicked, bit, choked, or hit me without my consent.

| | Male | | Female | | Unknown | | Total | |
|--|-------|------|--------|------|---------|------|-------|------|
| | Freq. | Pct. | Freq. | Pct. | Freq. | Pct. | Freq. | Pct. |
| 1 No | 2220 | 97 | 5962 | 97 | 19 | 95 | 8519 | 97.0 |
| 2 Yes | 63 | 3 | 191 | 3 | 1 | 5 | 266 | 3.0 |
| Valid responses = | 2283 | 26 | 6153 | 70 | 20 | 0 | 8785 | 99.3 |
| Invalid responses include no response. | | | | | | | | |

19D) Within the last 12 months, did you experience any of the following in an intimate (coupled/partnered) relationship?

A partner forced me into unwanted sexual contact by holding me down or hurting me in some way.

| | Male | | Female | | Unknown | | Total | |
|--|-------|------|--------|------|---------|------|-------|------|
| | Freq. | Pct. | Freq. | Pct. | Freq. | Pct. | Freq. | Pct. |
| 1 No | 2250 | 99 | 6001 | 98 | 19 | 100 | 8593 | 98.0 |
| 2 Yes | 29 | 1 | 142 | 2 | 0 | 0 | 175 | 2.0 |
| Valid responses = | 2279 | 26 | 6143 | 70 | 19 | 0 | 8788 | 99.1 |
| Invalid responses include no response. | | | | | | | | |

19E) Within the last 12 months, did you experience any of the following in an intimate (coupled/partnered) relationship?

A partner pressured me into unwanted sexual contact by threatening me, coercing me, or using alcohol or other drugs.

| | Male | | Female | | Unknown | | Total | |
|--|-------|------|--------|------|---------|------|-------|------|
| | Freq. | Pct. | Freq. | Pct. | Freq. | Pct. | Freq. | Pct. |
| 1 No | 2234 | 98 | 5883 | 96 | 19 | 100 | 8451 | 96.7 |
| 2 Yes | 37 | 2 | 241 | 4 | 0 | 0 | 292 | 3.3 |
| Valid responses = | 2271 | 26 | 6124 | 70 | 19 | 0 | 8743 | 98.8 |
| Invalid responses include no response. | | | | | | | | |



AMERICAN COLLEGE HEALTH ASSOCIATION

American College Health Association-National College Health Assessment (ACHA-NCHA III)

Reference Group Data Report - Fall 2020

American College Health Association

8455 Colesville Road, Suite 740

Silver Spring, MD 20910

(410) 859-1500

www.acha.org

Undergraduate Students

December 18, 2023

FREQUENCY REPORT

Number of Surveys (n) =

8851 Web Surveys

20A) Within the last 12 months, did you experience any of the following? Do not include intimate relationships.

I was in a physical fight.

| | Male | | Female | | Unknown | | Total | |
|-------------------|-------|------|--------|------|---------|------|-------|------|
| | Freq. | Pct. | Freq. | Pct. | Freq. | Pct. | Freq. | Pct. |
| 1 No | 2184 | 96 | 6064 | 98 | 18 | 90 | 8580 | 97.3 |
| 2 Yes | 98 | 4 | 119 | 2 | 2 | 10 | 234 | 2.7 |
| Valid responses = | 2282 | 26 | 6183 | 70 | 20 | 0 | 8814 | 99.6 |

Invalid responses include no response.

20B) Within the last 12 months, did you experience any of the following? Do not include intimate relationships.

I was physically assaulted (do not include sexual assault).

| | Male | | Female | | Unknown | | Total | |
|-------------------|-------|------|--------|------|---------|------|-------|------|
| | Freq. | Pct. | Freq. | Pct. | Freq. | Pct. | Freq. | Pct. |
| 1 No | 2244 | 98 | 6052 | 98 | 19 | 100 | 8625 | 97.9 |
| 2 Yes | 41 | 2 | 127 | 2 | 0 | 0 | 186 | 2.1 |
| Valid responses = | 2285 | 26 | 6179 | 70 | 19 | 0 | 8811 | 99.5 |

Invalid responses include no response.

20C) Within the last 12 months, did you experience any of the following? Do not include intimate relationships.

I was verbally threatened.

| | Male | | Female | | Unknown | | Total | |
|-------------------|-------|------|--------|------|---------|------|-------|------|
| | Freq. | Pct. | Freq. | Pct. | Freq. | Pct. | Freq. | Pct. |
| 1 No | 1947 | 85 | 5547 | 90 | 18 | 95 | 7766 | 88.2 |
| 2 Yes | 335 | 15 | 627 | 10 | 1 | 5 | 1037 | 11.8 |
| Valid responses = | 2282 | 26 | 6174 | 70 | 19 | 0 | 8803 | 99.5 |

Invalid responses include no response.

20D) Within the last 12 months, did you experience any of the following? Do not include intimate relationships.

I was sexually touched without my consent.

| | Male | | Female | | Unknown | | Total | |
|-------------------|-------|------|--------|------|---------|------|-------|------|
| | Freq. | Pct. | Freq. | Pct. | Freq. | Pct. | Freq. | Pct. |
| 1 No | 2236 | 98 | 5734 | 93 | 19 | 100 | 8289 | 94.2 |
| 2 Yes | 46 | 2 | 433 | 7 | 0 | 0 | 510 | 5.8 |
| Valid responses = | 2282 | 26 | 6167 | 70 | 19 | 0 | 8799 | 99.4 |

Invalid responses include no response.

20E) Within the last 12 months, did you experience any of the following? Do not include intimate relationships.

Sexual penetration (vaginal, anal, oral) was attempted on me without my consent.

| | Male | | Female | | Unknown | | Total | |
|-------------------|-------|------|--------|------|---------|------|-------|------|
| | Freq. | Pct. | Freq. | Pct. | Freq. | Pct. | Freq. | Pct. |
| 1 No | 2266 | 99 | 5975 | 97 | 19 | 100 | 8576 | 97.4 |
| 2 Yes | 18 | 1 | 193 | 3 | 0 | 0 | 225 | 2.6 |
| Valid responses = | 2284 | 26 | 6168 | 70 | 19 | 0 | 8801 | 99.4 |

Invalid responses include no response.

20F) Within the last 12 months, did you experience any of the following? Do not include intimate relationships.

I was sexually penetrated (vaginal, anal, oral), or made to penetrate someone without my consent.

| | Male | | Female | | Unknown | | Total | |
|-------------------|-------|------|--------|------|---------|------|-------|------|
| | Freq. | Pct. | Freq. | Pct. | Freq. | Pct. | Freq. | Pct. |
| 1 No | 2266 | 99 | 6030 | 98 | 19 | 100 | 8634 | 98.2 |
| 2 Yes | 15 | 1 | 134 | 2 | 0 | 0 | 159 | 1.8 |
| Valid responses = | 2281 | 26 | 6164 | 70 | 19 | 0 | 8793 | 99.3 |

Invalid responses include no response.

20G) Within the last 12 months, did you experience any of the following? Do not include intimate relationships.

I was a victim of stalking (for example: waiting for me outside my classroom, residence, or office; or repeated emails/phone calls).

| | Male | | Female | | Unknown | | Total | |
|-------------------|-------|------|--------|------|---------|------|-------|------|
| | Freq. | Pct. | Freq. | Pct. | Freq. | Pct. | Freq. | Pct. |
| 1 No | 2241 | 98 | 5843 | 95 | 19 | 100 | 8416 | 95.9 |
| 2 Yes | 36 | 2 | 313 | 5 | 0 | 0 | 362 | 4.1 |
| Valid responses = | 2277 | 26 | 6156 | 70 | 19 | 0 | 8778 | 99.2 |

Invalid responses include no response.

21A) How safe do you feel: On my campus (daytime)?

| | Male | | Female | | Unknown | | Total | |
|-------------------|-------|------|--------|------|---------|------|-------|------|
| | Freq. | Pct. | Freq. | Pct. | Freq. | Pct. | Freq. | Pct. |
| 1 Not safe at all | 14 | 1 | 19 | 0 | 0 | 0 | 34 | 0.4 |
| 2 Somewhat unsafe | 25 | 1 | 103 | 2 | 1 | 5 | 141 | 1.6 |
| 3 Somewhat safe | 342 | 15 | 1433 | 23 | 5 | 26 | 1882 | 21.5 |
| 4 Very safe | 1899 | 83 | 4588 | 75 | 13 | 68 | 6715 | 76.6 |
| Valid responses = | 2280 | 26 | 6143 | 70 | 19 | 0 | 8772 | 99.1 |

Invalid responses include no response.



AMERICAN COLLEGE HEALTH ASSOCIATION

American College Health Association-National College Health Assessment (ACHA-NCHA III)

Reference Group Data Report - Fall 2020

American College Health Association

8455 Colesville Road, Suite 740

Silver Spring, MD 20910

(410) 859-1500

www.acha.org

Undergraduate Students

December 18, 2023

FREQUENCY REPORT

Number of Surveys (n) =

8851 Web Surveys

21B) How safe do you feel: On my campus (nighttime)?

| | Male | | Female | | Unknown | | Total | |
|-------------------|-------|------|--------|------|---------|------|-------|------|
| | Freq. | Pct. | Freq. | Pct. | Freq. | Pct. | Freq. | Pct. |
| 1 Not safe at all | 32 | 1 | 325 | 5 | 1 | 5 | 383 | 4.4 |
| 2 Somewhat unsafe | 186 | 8 | 1504 | 25 | 3 | 15 | 1778 | 20.3 |
| 3 Somewhat safe | 934 | 41 | 3142 | 51 | 7 | 35 | 4231 | 48.3 |
| 4 Very safe | 1129 | 50 | 1166 | 19 | 9 | 45 | 2375 | 27.1 |
| Valid responses = | 2281 | 26 | 6137 | 70 | 20 | 0 | 8767 | 99.1 |

Invalid responses include no response.

21C) How safe do you feel: In the community surrounding my campus (daytime)?

| | Male | | Female | | Unknown | | Total | |
|-------------------|-------|------|--------|------|---------|------|-------|------|
| | Freq. | Pct. | Freq. | Pct. | Freq. | Pct. | Freq. | Pct. |
| 1 Not safe at all | 24 | 1 | 73 | 1 | 0 | 0 | 101 | 1.2 |
| 2 Somewhat unsafe | 154 | 7 | 528 | 9 | 3 | 15 | 724 | 8.2 |
| 3 Somewhat safe | 942 | 41 | 2987 | 49 | 9 | 45 | 4114 | 46.9 |
| 4 Very safe | 1159 | 51 | 2564 | 42 | 8 | 40 | 3842 | 43.8 |
| Valid responses = | 2279 | 26 | 6152 | 70 | 20 | 0 | 8781 | 99.2 |

Invalid responses include no response.

21D) How safe do you feel: In the community surrounding my campus (nighttime)?

| | Male | | Female | | Unknown | | Total | |
|-------------------|-------|------|--------|------|---------|------|-------|------|
| | Freq. | Pct. | Freq. | Pct. | Freq. | Pct. | Freq. | Pct. |
| 1 Not safe at all | 180 | 8 | 963 | 16 | 1 | 5 | 1204 | 13.7 |
| 2 Somewhat unsafe | 522 | 23 | 2231 | 36 | 7 | 37 | 2888 | 32.9 |
| 3 Somewhat safe | 977 | 43 | 2356 | 38 | 7 | 37 | 3449 | 39.3 |
| 4 Very safe | 603 | 26 | 596 | 10 | 4 | 21 | 1236 | 14.1 |
| Valid responses = | 2282 | 26 | 6146 | 70 | 19 | 0 | 8777 | 99.2 |

Invalid responses include no response.

22A1) In your life, which of the following substances have you ever used?

For prescription medications, please report nonmedical use only. "Nonmedical use" means taking prescription drugs just for the feeling or experience they cause, or taking them more often or at higher doses than prescribed.

Tobacco or nicotine delivery products (cigarettes, e-cigarettes, Juul or other vape products, water pipe or hookah, chewing tobacco, cigars, etc.)

| | Male | | Female | | Unknown | | Total | |
|-------------------|-------|------|--------|------|---------|------|-------|------|
| | Freq. | Pct. | Freq. | Pct. | Freq. | Pct. | Freq. | Pct. |
| 0 No | 1453 | 64 | 4224 | 68 | 21 | 100 | 5917 | 67.2 |
| 3 Yes | 830 | 36 | 1949 | 32 | 0 | 0 | 2890 | 32.8 |
| Valid responses = | 2283 | 26 | 6173 | 70 | 21 | 0 | 8807 | 99.5 |

Invalid responses include no response.

22A2) In your life, which of the following substances have you ever used?

For prescription medications, please report nonmedical use only. "Nonmedical use" means taking prescription drugs just for the feeling or experience they cause, or taking them more often or at higher doses than prescribed.

Alcoholic beverages (beer, wine, liquor, etc.)

| | Male | | Female | | Unknown | | Total | |
|-------------------|-------|------|--------|------|---------|------|-------|------|
| | Freq. | Pct. | Freq. | Pct. | Freq. | Pct. | Freq. | Pct. |
| 0 No | 776 | 34 | 1853 | 30 | 13 | 62 | 2750 | 31.3 |
| 3 Yes | 1510 | 66 | 4304 | 70 | 8 | 38 | 6043 | 68.7 |
| Valid responses = | 2286 | 26 | 6157 | 70 | 21 | 0 | 8793 | 99.3 |

Invalid responses include no response.

22A3) In your life, which of the following substances have you ever used?

For prescription medications, please report nonmedical use only. "Nonmedical use" means taking prescription drugs just for the feeling or experience they cause, or taking them more often or at higher doses than prescribed.

Cannabis (marijuana, weed, hash, edibles, vaped cannabis, etc.) [Please report nonmedical use only.]

| | Male | | Female | | Unknown | | Total | |
|-------------------|-------|------|--------|------|---------|------|-------|------|
| | Freq. | Pct. | Freq. | Pct. | Freq. | Pct. | Freq. | Pct. |
| 0 No | 1473 | 65 | 3972 | 64 | 18 | 90 | 5642 | 64.1 |
| 3 Yes | 808 | 35 | 2202 | 36 | 2 | 10 | 3163 | 35.9 |
| Valid responses = | 2281 | 26 | 6174 | 70 | 20 | 0 | 8805 | 99.5 |

Invalid responses include no response.



AMERICAN COLLEGE HEALTH ASSOCIATION

American College Health Association-National College Health Assessment (ACHA-NCHA III)
Reference Group Data Report - Fall 2020
 American College Health Association
 8455 Colesville Road, Suite 740
 Silver Spring, MD 20910
 (410) 859-1500
www.acha.org

December 18, 2023
 FREQUENCY REPORT
 Number of Surveys (n) =

8851 Web Surveys

22A4) In your life, which of the following substances have you ever used?

For prescription medications, please report nonmedical use only. "Nonmedical use" means taking prescription drugs just for the feeling or experience they cause, or taking them more often or at higher doses than prescribed.

Cocaine (coke, crack, etc.)

| | Male | | Female | | Unknown | | Total | |
|-------------------|-------|------|--------|------|---------|------|-------|------|
| | Freq. | Pct. | Freq. | Pct. | Freq. | Pct. | Freq. | Pct. |
| 0 No | 2135 | 94 | 5916 | 96 | 20 | 100 | 8388 | 95.6 |
| 3 Yes | 137 | 6 | 237 | 4 | 0 | 0 | 388 | 4.4 |
| Valid responses = | 2272 | 26 | 6153 | 70 | 20 | 0 | 8776 | 99.2 |

Invalid responses include no response.

22A5) In your life, which of the following substances have you ever used?

For prescription medications, please report nonmedical use only. "Nonmedical use" means taking prescription drugs just for the feeling or experience they cause, or taking them more often or at higher doses than prescribed.

Prescription stimulants (Ritalin, Concerta, Dexedrine, Adderall, diet pills, etc.) [Please report nonmedical use only.]

| | Male | | Female | | Unknown | | Total | |
|-------------------|-------|------|--------|------|---------|------|-------|------|
| | Freq. | Pct. | Freq. | Pct. | Freq. | Pct. | Freq. | Pct. |
| 0 No | 2070 | 91 | 5787 | 94 | 19 | 95 | 8177 | 92.8 |
| 3 Yes | 217 | 10 | 385 | 6 | 1 | 5 | 631 | 7.2 |
| Valid responses = | 2287 | 26 | 6172 | 70 | 20 | 0 | 8808 | 99.5 |

Invalid responses include no response.

22A6) In your life, which of the following substances have you ever used?

For prescription medications, please report nonmedical use only. "Nonmedical use" means taking prescription drugs just for the feeling or experience they cause, or taking them more often or at higher doses than prescribed.

Methamphetamine (speed, crystal meth, ice, etc.)

| | Male | | Female | | Unknown | | Total | |
|-------------------|-------|------|--------|------|---------|------|-------|------|
| | Freq. | Pct. | Freq. | Pct. | Freq. | Pct. | Freq. | Pct. |
| 0 No | 2270 | 99 | 6139 | 99 | 20 | 100 | 8756 | 99.3 |
| 3 Yes | 16 | 1 | 40 | 1 | 0 | 0 | 59 | 0.7 |
| Valid responses = | 2286 | 26 | 6179 | 70 | 20 | 0 | 8815 | 99.6 |

Invalid responses include no response.

22A7) In your life, which of the following substances have you ever used?

For prescription medications, please report nonmedical use only. "Nonmedical use" means taking prescription drugs just for the feeling or experience they cause, or taking them more often or at higher doses than prescribed.

Inhalants (poppers, nitrous, glue, gas, paint thinner, etc.)

| | Male | | Female | | Unknown | | Total | |
|-------------------|-------|------|--------|------|---------|------|-------|------|
| | Freq. | Pct. | Freq. | Pct. | Freq. | Pct. | Freq. | Pct. |
| 0 No | 2221 | 97 | 6073 | 99 | 20 | 100 | 8627 | 98.1 |
| 3 Yes | 59 | 3 | 92 | 2 | 0 | 0 | 170 | 1.9 |
| Valid responses = | 2280 | 26 | 6165 | 70 | 20 | 0 | 8797 | 99.4 |

Invalid responses include no response.

22A8) In your life, which of the following substances have you ever used?

For prescription medications, please report nonmedical use only. "Nonmedical use" means taking prescription drugs just for the feeling or experience they cause, or taking them more often or at higher doses than prescribed.

Sedatives or Sleeping Pills (Valium, Ativan, Xanax, Klonopin, Librium, Rohypnol, GHB, etc.) [Please report nonmedical use only.]

| | Male | | Female | | Unknown | | Total | |
|-------------------|-------|------|--------|------|---------|------|-------|------|
| | Freq. | Pct. | Freq. | Pct. | Freq. | Pct. | Freq. | Pct. |
| 0 No | 2165 | 95 | 5943 | 96 | 19 | 95 | 8436 | 95.9 |
| 3 Yes | 112 | 5 | 230 | 4 | 1 | 5 | 365 | 4.1 |
| Valid responses = | 2277 | 26 | 6173 | 70 | 20 | 0 | 8801 | 99.4 |

Invalid responses include no response.

22A9) In your life, which of the following substances have you ever used?

For prescription medications, please report nonmedical use only. "Nonmedical use" means taking prescription drugs just for the feeling or experience they cause, or taking them more often or at higher doses than prescribed.

Hallucinogens (Ecstasy, MDMA, Molly, LSD, acid, mushrooms, PCP, Special K, etc.)

| | Male | | Female | | Unknown | | Total | |
|-------------------|-------|------|--------|------|---------|------|-------|------|
| | Freq. | Pct. | Freq. | Pct. | Freq. | Pct. | Freq. | Pct. |
| 0 No | 2048 | 90 | 5790 | 94 | 18 | 95 | 8147 | 92.5 |
| 3 Yes | 235 | 10 | 380 | 6 | 1 | 5 | 657 | 7.5 |
| Valid responses = | 2283 | 26 | 6170 | 70 | 19 | 0 | 8804 | 99.5 |

Invalid responses include no response.



AMERICAN COLLEGE HEALTH ASSOCIATION

American College Health Association-National College Health Assessment (ACHA-NCHA III)
Reference Group Data Report - Fall 2020
 American College Health Association
 8455 Colesville Road, Suite 740
 Silver Spring, MD 20910
 (410) 859-1500
www.acha.org

December 18, 2023
 FREQUENCY REPORT
 Number of Surveys (n) = 8851 Web Surveys

22A10) In your life, which of the following substances have you ever used?
For prescription medications, please report nonmedical use only. "Nonmedical use" means taking prescription drugs just for the feeling or experience they cause, or taking them more often or at higher doses than prescribed.

Heroin

| | Male | | Female | | Unknown | | Total | |
|-------------------|-------|------|--------|------|---------|------|-------|------|
| | Freq. | Pct. | Freq. | Pct. | Freq. | Pct. | Freq. | Pct. |
| 0 No | 2225 | 100 | 6054 | 100 | 18 | 100 | 8619 | 99.6 |
| 3 Yes | 12 | 1 | 19 | 0 | 0 | 0 | 32 | 0.4 |
| Valid responses = | 2237 | 26 | 6073 | 70 | 18 | 0 | 8651 | 97.7 |

Invalid responses include no response.

22A11) In your life, which of the following substances have you ever used?
For prescription medications, please report nonmedical use only. "Nonmedical use" means taking prescription drugs just for the feeling or experience they cause, or taking them more often or at higher doses than prescribed.

Prescription opioids (morphine, codeine, fentanyl, oxycodone [OxyContin, Percocet], hydrocodone [Vicodin], methadone, buprenorphine [Suboxone], etc.)
[Please report nonmedical use only.]

| | Male | | Female | | Unknown | | Total | |
|-------------------|-------|------|--------|------|---------|------|-------|------|
| | Freq. | Pct. | Freq. | Pct. | Freq. | Pct. | Freq. | Pct. |
| 0 No | 2179 | 96 | 6012 | 98 | 20 | 100 | 8524 | 97.2 |
| 3 Yes | 89 | 4 | 144 | 2 | 0 | 0 | 250 | 2.8 |
| Valid responses = | 2268 | 26 | 6156 | 70 | 20 | 0 | 8774 | 99.1 |

Invalid responses include no response.

22A12) In your life, which of the following substances have you ever used?
For prescription medications, please report nonmedical use only. "Nonmedical use" means taking prescription drugs just for the feeling or experience they cause, or taking them more often or at higher doses than prescribed.

Other

| | Male | | Female | | Unknown | | Total | |
|-------------------|-------|------|--------|------|---------|------|-------|------|
| | Freq. | Pct. | Freq. | Pct. | Freq. | Pct. | Freq. | Pct. |
| 0 No | 1997 | 99 | 5345 | 100 | 17 | 100 | 7630 | 99.2 |
| 3 Yes | 23 | 1 | 29 | 1 | 0 | 0 | 58 | 0.8 |
| Valid responses = | 2020 | 26 | 5374 | 70 | 17 | 0 | 7688 | 86.9 |

Invalid responses include no response.

22B1) In the past 3 months, how often have you used the substance(s) you mentioned? (only includes students who have ever used this substance)
Tobacco or nicotine delivery products (cigarettes, e-cigarettes, Juul or other vape products, water pipe or hookah, chewing tobacco, cigars, etc.)

| | Male | | Female | | Unknown | | Total | |
|-------------------------|-------|------|--------|------|---------|------|-------|------|
| | Freq. | Pct. | Freq. | Pct. | Freq. | Pct. | Freq. | Pct. |
| 0 Never | 216 | 26 | 620 | 32 | 0 | 0 | 869 | 30.3 |
| 2 Once or twice | 197 | 24 | 517 | 27 | 0 | 0 | 748 | 26.1 |
| 3 Monthly | 61 | 7 | 137 | 7 | 0 | 0 | 204 | 7.1 |
| 4 Weekly | 96 | 12 | 196 | 10 | 0 | 0 | 303 | 10.6 |
| 6 Daily or almost daily | 254 | 31 | 461 | 24 | 0 | 0 | 742 | 25.9 |
| Valid responses = | 824 | 29 | 1931 | 67 | 0 | 0 | 2866 | 32.4 |

Invalid responses include no response.

22B2) In the past 3 months, how often have you used the substance(s) you mentioned? (only includes students who have ever used this substance)
Alcoholic beverages (beer, wine, liquor, etc.)

| | Male | | Female | | Unknown | | Total | |
|-------------------------|-------|------|--------|------|---------|------|-------|------|
| | Freq. | Pct. | Freq. | Pct. | Freq. | Pct. | Freq. | Pct. |
| 0 Never | 141 | 9 | 309 | 7 | 1 | 14 | 482 | 8.1 |
| 2 Once or twice | 404 | 27 | 1309 | 31 | 3 | 43 | 1784 | 29.8 |
| 3 Monthly | 295 | 20 | 1118 | 26 | 0 | 0 | 1463 | 24.5 |
| 4 Weekly | 576 | 38 | 1397 | 33 | 2 | 29 | 2038 | 34.1 |
| 6 Daily or almost daily | 88 | 6 | 114 | 3 | 1 | 14 | 212 | 3.5 |
| Valid responses = | 1504 | 25 | 4247 | 71 | 7 | 0 | 5979 | 67.6 |

Invalid responses include no response.

22B3) In the past 3 months, how often have you used the substance(s) you mentioned? (only includes students who have ever used this substance)
Cannabis (marijuana, weed, hash, edibles, vaped cannabis, etc.) [Please report nonmedical use only.]

| | Male | | Female | | Unknown | | Total | |
|-------------------------|-------|------|--------|------|---------|------|-------|------|
| | Freq. | Pct. | Freq. | Pct. | Freq. | Pct. | Freq. | Pct. |
| 0 Never | 249 | 31 | 720 | 33 | 0 | 0 | 1016 | 32.3 |
| 2 Once or twice | 221 | 28 | 682 | 31 | 0 | 0 | 936 | 29.8 |
| 3 Monthly | 94 | 12 | 246 | 11 | 0 | 0 | 361 | 11.5 |
| 4 Weekly | 121 | 15 | 272 | 13 | 1 | 50 | 421 | 13.4 |
| 6 Daily or almost daily | 120 | 15 | 263 | 12 | 1 | 50 | 407 | 13.0 |
| Valid responses = | 805 | 26 | 2183 | 70 | 2 | 0 | 3141 | 35.5 |

Invalid responses include no response.



AMERICAN COLLEGE HEALTH ASSOCIATION

American College Health Association-National College Health Assessment (ACHA-NCHA III)

Reference Group Data Report - Fall 2020

American College Health Association

8455 Colesville Road, Suite 740

Silver Spring, MD 20910

(410) 859-1500

www.acha.org

Undergraduate Students

December 18, 2023

FREQUENCY REPORT

Number of Surveys (n) =

8851

Web

Surveys

22B4) In the past 3 months, how often have you used the substance(s) you mentioned? (only includes students who have ever used this substance)

Cocaine (coke, crack, etc.)

| | Male | | Female | | Unknown | | Total | |
|-------------------------|-------|------|--------|------|---------|------|-------|------|
| | Freq. | Pct. | Freq. | Pct. | Freq. | Pct. | Freq. | Pct. |
| 0 Never | 82 | 60 | 165 | 70 | 0 | 0 | 258 | 67.0 |
| 2 Once or twice | 37 | 27 | 55 | 23 | 0 | 0 | 94 | 24.4 |
| 3 Monthly | 16 | 12 | 12 | 5 | 0 | 0 | 28 | 7.3 |
| 4 Weekly | 1 | 1 | 2 | 1 | 0 | 0 | 4 | 1.0 |
| 6 Daily or almost daily | 0 | 0 | 1 | 0 | 0 | 0 | 1 | 0.3 |
| Valid responses = | 136 | 35 | 235 | 61 | 0 | 0 | 385 | 4.3 |

Invalid responses include no response.

22B5) In the past 3 months, how often have you used the substance(s) you mentioned? (only includes students who have ever used this substance)

Prescription stimulants (Ritalin, Concerta, Dexedrine, Adderall, diet pills, etc.) [Please report nonmedical use only.]

| | Male | | Female | | Unknown | | Total | |
|-------------------------|-------|------|--------|------|---------|------|-------|------|
| | Freq. | Pct. | Freq. | Pct. | Freq. | Pct. | Freq. | Pct. |
| 0 Never | 128 | 59 | 214 | 57 | 1 | 100 | 361 | 57.8 |
| 2 Once or twice | 50 | 23 | 108 | 29 | 0 | 0 | 165 | 26.4 |
| 3 Monthly | 15 | 7 | 21 | 6 | 0 | 0 | 37 | 5.9 |
| 4 Weekly | 15 | 7 | 19 | 5 | 0 | 0 | 36 | 5.8 |
| 6 Daily or almost daily | 9 | 4 | 17 | 5 | 0 | 0 | 26 | 4.2 |
| Valid responses = | 217 | 35 | 379 | 61 | 1 | 0 | 625 | 7.1 |

Invalid responses include no response.

22B6) In the past 3 months, how often have you used the substance(s) you mentioned? (only includes students who have ever used this substance)

Methamphetamine (speed, crystal meth, ice, etc.)

| | Male | | Female | | Unknown | | Total | |
|-------------------------|-------|------|--------|------|---------|------|-------|------|
| | Freq. | Pct. | Freq. | Pct. | Freq. | Pct. | Freq. | Pct. |
| 0 Never | 14 | 88 | 33 | 83 | 0 | 0 | 50 | 84.7 |
| 2 Once or twice | 1 | 6 | 5 | 13 | 0 | 0 | 6 | 10.2 |
| 3 Monthly | 1 | 6 | 0 | 0 | 0 | 0 | 1 | 1.7 |
| 4 Weekly | 0 | 0 | 1 | 3 | 0 | 0 | 1 | 1.7 |
| 6 Daily or almost daily | 0 | 0 | 1 | 3 | 0 | 0 | 1 | 1.7 |
| Valid responses = | 16 | 27 | 40 | 68 | 0 | 0 | 59 | 0.7 |

Invalid responses include no response.

22B7) In the past 3 months, how often have you used the substance(s) you mentioned? (only includes students who have ever used this substance)

Inhalants (poppers, nitrous, glue, gas, paint thinner, etc.)

| | Male | | Female | | Unknown | | Total | |
|-------------------------|-------|------|--------|------|---------|------|-------|------|
| | Freq. | Pct. | Freq. | Pct. | Freq. | Pct. | Freq. | Pct. |
| 0 Never | 38 | 64 | 61 | 66 | 0 | 0 | 111 | 65.3 |
| 2 Once or twice | 17 | 29 | 24 | 26 | 0 | 0 | 47 | 27.6 |
| 3 Monthly | 3 | 5 | 3 | 3 | 0 | 0 | 6 | 3.5 |
| 4 Weekly | 1 | 2 | 4 | 4 | 0 | 0 | 6 | 3.5 |
| 6 Daily or almost daily | 0 | 0 | 0 | 0 | 0 | 0 | 0 | 0.0 |
| Valid responses = | 59 | 35 | 92 | 54 | 0 | 0 | 170 | 1.9 |

Invalid responses include no response.

22B8) In the past 3 months, how often have you used the substance(s) you mentioned? (only includes students who have ever used this substance)

Sedatives or Sleeping Pills (Valium, Ativan, Xanax, Klonopin, Librium, Rohypnol, GHB, etc.) [Please report nonmedical use only.]

| | Male | | Female | | Unknown | | Total | |
|-------------------------|-------|------|--------|------|---------|------|-------|------|
| | Freq. | Pct. | Freq. | Pct. | Freq. | Pct. | Freq. | Pct. |
| 0 Never | 72 | 64 | 134 | 59 | 0 | 0 | 222 | 61.3 |
| 2 Once or twice | 24 | 21 | 57 | 25 | 1 | 100 | 86 | 23.8 |
| 3 Monthly | 9 | 8 | 16 | 7 | 0 | 0 | 26 | 7.2 |
| 4 Weekly | 3 | 3 | 13 | 6 | 0 | 0 | 16 | 4.4 |
| 6 Daily or almost daily | 4 | 4 | 7 | 3 | 0 | 0 | 12 | 3.3 |
| Valid responses = | 112 | 31 | 227 | 63 | 1 | 0 | 362 | 4.1 |

Invalid responses include no response.

22B9) In the past 3 months, how often have you used the substance(s) you mentioned? (only includes students who have ever used this substance)

Hallucinogens (Ecstasy, MDMA, Molly, LSD, acid, mushrooms, PCP, Special K, etc.)

| | Male | | Female | | Unknown | | Total | |
|-------------------------|-------|------|--------|------|---------|------|-------|------|
| | Freq. | Pct. | Freq. | Pct. | Freq. | Pct. | Freq. | Pct. |
| 0 Never | 132 | 57 | 225 | 60 | 0 | 0 | 378 | 58.3 |
| 2 Once or twice | 87 | 37 | 137 | 37 | 1 | 100 | 244 | 37.7 |
| 3 Monthly | 13 | 6 | 10 | 3 | 0 | 0 | 24 | 3.7 |
| 4 Weekly | 1 | 0 | 1 | 0 | 0 | 0 | 2 | 0.3 |
| 6 Daily or almost daily | 0 | 0 | 0 | 0 | 0 | 0 | 0 | 0.0 |
| Valid responses = | 233 | 36 | 373 | 58 | 1 | 0 | 648 | 7.3 |

Invalid responses include no response.



AMERICAN COLLEGE HEALTH ASSOCIATION

American College Health Association-National College Health Assessment (ACHA-NCHA III)

Reference Group Data Report - Fall 2020

American College Health Association

8455 Colesville Road, Suite 740

Silver Spring, MD 20910

(410) 859-1500

www.acha.org

Undergraduate Students

December 18, 2023

FREQUENCY REPORT

Number of Surveys (n) =

8851

Web

Surveys

22B10) In the past 3 months, how often have you used the substance(s) you mentioned? (only includes students who have ever used this substance)

Heroin

| | Male | | Female | | Unknown | | Total | |
|-------------------------|-------|------|--------|------|---------|------|-------|------|
| | Freq. | Pct. | Freq. | Pct. | Freq. | Pct. | Freq. | Pct. |
| 0 Never | 10 | 83 | 18 | 95 | 0 | 0 | 29 | 90.6 |
| 2 Once or twice | 0 | 0 | 1 | 5 | 0 | 0 | 1 | 3.1 |
| 3 Monthly | 2 | 17 | 0 | 0 | 0 | 0 | 2 | 6.3 |
| 4 Weekly | 0 | 0 | 0 | 0 | 0 | 0 | 0 | 0.0 |
| 6 Daily or almost daily | 0 | 0 | 0 | 0 | 0 | 0 | 0 | 0.0 |
| Valid responses = | 12 | 38 | 19 | 59 | 0 | 0 | 32 | 0.4 |

Invalid responses include no response.

22B11) In the past 3 months, how often have you used the substance(s) you mentioned? (only includes students who have ever used this substance)

Prescription opioids (morphine, codeine, fentanyl, oxycodone [OxyContin, Percocet], hydrocodone [Vicodin], methadone, buprenorphine [Suboxone], etc.)

[Please report nonmedical use only.]

| | Male | | Female | | Unknown | | Total | |
|-------------------------|-------|------|--------|------|---------|------|-------|------|
| | Freq. | Pct. | Freq. | Pct. | Freq. | Pct. | Freq. | Pct. |
| 0 Never | 65 | 74 | 112 | 78 | 0 | 0 | 192 | 77.4 |
| 2 Once or twice | 19 | 22 | 22 | 15 | 0 | 0 | 43 | 17.3 |
| 3 Monthly | 3 | 3 | 5 | 4 | 0 | 0 | 8 | 3.2 |
| 4 Weekly | 1 | 1 | 3 | 2 | 0 | 0 | 4 | 1.6 |
| 6 Daily or almost daily | 0 | 0 | 1 | 1 | 0 | 0 | 1 | 0.4 |
| Valid responses = | 88 | 35 | 143 | 58 | 0 | 0 | 248 | 2.8 |

Invalid responses include no response.

22B12) In the past 3 months, how often have you used the substance(s) you mentioned? (only includes students who have ever used this substance)

Other

| | Male | | Female | | Unknown | | Total | |
|-------------------------|-------|------|--------|------|---------|------|-------|------|
| | Freq. | Pct. | Freq. | Pct. | Freq. | Pct. | Freq. | Pct. |
| 0 Never | 10 | 48 | 6 | 21 | 0 | 0 | 17 | 30.4 |
| 2 Once or twice | 3 | 14 | 3 | 10 | 0 | 0 | 6 | 10.7 |
| 3 Monthly | 1 | 5 | 4 | 14 | 0 | 0 | 8 | 14.3 |
| 4 Weekly | 3 | 14 | 2 | 7 | 0 | 0 | 5 | 8.9 |
| 6 Daily or almost daily | 4 | 19 | 14 | 48 | 0 | 0 | 20 | 35.7 |
| Valid responses = | 21 | 38 | 29 | 52 | 0 | 0 | 56 | 0.6 |

Invalid responses include no response.

22E) Regarding your use of prescription stimulants (Ritalin, Concerta, Dexedrine, Adderall, diet pills, etc.) in the past 3 months, was it prescribed for you?

(only includes students who have used this substance within the last 3 months)

| | Male | | Female | | Unknown | | Total | |
|-------------------|-------|------|--------|------|---------|------|-------|------|
| | Freq. | Pct. | Freq. | Pct. | Freq. | Pct. | Freq. | Pct. |
| 0 No | 60 | 67 | 125 | 77 | 0 | 0 | 193 | 73.7 |
| 1 Yes | 24 | 27 | 34 | 21 | 0 | 0 | 59 | 22.5 |
| 99 Don't know | 5 | 6 | 4 | 3 | 0 | 0 | 10 | 3.8 |
| Valid responses = | 89 | 34 | 163 | 62 | 0 | 0 | 262 | 3.0 |

Invalid responses include no response.



AMERICAN COLLEGE HEALTH ASSOCIATION

American College Health Association-National College Health Assessment (ACHA-NCHA III)

Reference Group Data Report - Fall 2020

American College Health Association

8455 Colesville Road, Suite 740

Silver Spring, MD 20910

(410) 859-1500

www.acha.org

Undergraduate Students

December 18, 2023

FREQUENCY REPORT

Number of Surveys (n) =

8851 Web Surveys

22F1) Regarding your use of prescription stimulants (Ritalin, Concerta, Dexedrine, Adderall, diet pills, etc.) in the past 3 months:

(only includes students who were prescribed this substance)

Do you ever use MORE of your stimulant medication, that is, take a higher dosage, than is prescribed for you?

| | Male | | Female | | Unknown | | Total | |
|-------------------|-------|------|--------|------|---------|------|-------|------|
| | Freq. | Pct. | Freq. | Pct. | Freq. | Pct. | Freq. | Pct. |
| 0 No | 17 | 71 | 21 | 62 | 0 | 0 | 39 | 66.1 |
| 1 Yes | 7 | 29 | 13 | 38 | 0 | 0 | 20 | 33.9 |
| 99 Don't know | 0 | 0 | 0 | 0 | 0 | 0 | 0 | 0.0 |
| Valid responses = | 24 | 41 | 34 | 58 | 0 | 0 | 59 | 0.7 |

Invalid responses include no response.

22F2) Regarding your use of prescription stimulants (Ritalin, Concerta, Dexedrine, Adderall, diet pills, etc.) in the past 3 months:

(only includes students who were prescribed this substance)

Do you ever use your stimulant medication MORE OFTEN, that is, shorten the time between dosages, than is prescribed for you?

| | Male | | Female | | Unknown | | Total | |
|-------------------|-------|------|--------|------|---------|------|-------|------|
| | Freq. | Pct. | Freq. | Pct. | Freq. | Pct. | Freq. | Pct. |
| 0 No | 19 | 79 | 27 | 79 | 0 | 0 | 47 | 79.7 |
| 1 Yes | 5 | 21 | 6 | 18 | 0 | 0 | 11 | 18.6 |
| 99 Don't know | 0 | 0 | 1 | 3 | 0 | 0 | 1 | 1.7 |
| Valid responses = | 24 | 41 | 34 | 58 | 0 | 0 | 59 | 0.7 |

Invalid responses include no response.

22G) Regarding your use of prescription sedatives or sleeping pills (Valium, Ativan, Xanax, Klonopin, Librium, Rohypnol, GHB, etc.)

in the past 3 months, was it prescribed for you? (only includes students who have used this substance within the last 3 months)

| | Male | | Female | | Unknown | | Total | |
|-------------------|-------|------|--------|------|---------|------|-------|------|
| | Freq. | Pct. | Freq. | Pct. | Freq. | Pct. | Freq. | Pct. |
| 0 No | 30 | 77 | 60 | 65 | 1 | 100 | 94 | 67.6 |
| 1 Yes | 8 | 21 | 30 | 32 | 0 | 0 | 41 | 29.5 |
| 99 Don't know | 1 | 3 | 3 | 3 | 0 | 0 | 4 | 2.9 |
| Valid responses = | 39 | 28 | 93 | 67 | 1 | 1 | 139 | 1.6 |

Invalid responses include no response.

22H1) Regarding your use of prescription sedatives or sleeping pills (Valium, Ativan, Xanax, Klonopin, Librium, Rohypnol, GHB, etc.) in the past 3 months:

(only includes students who were prescribed this substance)

Do you ever use MORE of your sedatives or sleeping pills, that is, take a higher dosage, than is prescribed for you?

| | Male | | Female | | Unknown | | Total | |
|-------------------|-------|------|--------|------|---------|------|-------|------|
| | Freq. | Pct. | Freq. | Pct. | Freq. | Pct. | Freq. | Pct. |
| 0 No | 7 | 88 | 15 | 54 | 0 | 0 | 22 | 56.4 |
| 1 Yes | 0 | 0 | 13 | 46 | 0 | 0 | 15 | 38.5 |
| 99 Don't know | 1 | 13 | 0 | 0 | 0 | 0 | 2 | 5.1 |
| Valid responses = | 8 | 21 | 28 | 72 | 0 | 0 | 39 | 0.4 |

Invalid responses include no response.

22H2) Regarding your use of prescription sedatives or sleeping pills (Valium, Ativan, Xanax, Klonopin, Librium, Rohypnol, GHB, etc.) in the past 3 months:

(only includes students who were prescribed this substance)

Do you ever use your sedatives or sleeping pills MORE OFTEN, that is, shorten the time between dosages, than is prescribed for you?

| | Male | | Female | | Unknown | | Total | |
|-------------------|-------|------|--------|------|---------|------|-------|------|
| | Freq. | Pct. | Freq. | Pct. | Freq. | Pct. | Freq. | Pct. |
| 0 No | 7 | 88 | 19 | 63 | 0 | 0 | 27 | 65.9 |
| 1 Yes | 0 | 0 | 10 | 33 | 0 | 0 | 12 | 29.3 |
| 99 Don't know | 1 | 13 | 1 | 3 | 0 | 0 | 2 | 4.9 |
| Valid responses = | 8 | 20 | 30 | 73 | 0 | 0 | 41 | 0.5 |

Invalid responses include no response.

22I) Regarding your use of prescription opioids (morphine, codeine, fentanyl, oxycodone [OxyContin, Percocet], hydrocodone [Vicodin], methadone, buprenorphine [Suboxone], etc.) in the past 3 months, was it prescribed for you? (only includes students who have used this substance within the last 3 months)

| | Male | | Female | | Unknown | | Total | |
|-------------------|-------|------|--------|------|---------|------|-------|------|
| | Freq. | Pct. | Freq. | Pct. | Freq. | Pct. | Freq. | Pct. |
| 0 No | 14 | 61 | 12 | 39 | 0 | 0 | 26 | 46.4 |
| 1 Yes | 9 | 39 | 18 | 58 | 0 | 0 | 29 | 51.8 |
| 99 Don't know | 0 | 0 | 1 | 3 | 0 | 0 | 1 | 1.8 |
| Valid responses = | 23 | 41 | 31 | 55 | 0 | 0 | 56 | 0.6 |

Invalid responses include no response.

22J1) Regarding your use of prescription opioids (morphine, codeine, fentanyl, oxycodone [OxyContin, Percocet], hydrocodone [Vicodin], methadone, buprenorphine [Suboxone], etc.) in the past 3 months: (only includes students who were prescribed this substance)

Do you ever use MORE of your opioid medication, that is, take a higher dosage, than is prescribed for you?

| | Male | | Female | | Unknown | | Total | |
|-------------------|-------|------|--------|------|---------|------|-------|------|
| | Freq. | Pct. | Freq. | Pct. | Freq. | Pct. | Freq. | Pct. |
| 0 No | 8 | 89 | 12 | 67 | 0 | 0 | 21 | 72.4 |
| 1 Yes | 1 | 11 | 6 | 33 | 0 | 0 | 8 | 27.6 |
| 99 Don't know | 0 | 0 | 0 | 0 | 0 | 0 | 0 | 0.0 |
| Valid responses = | 9 | 31 | 18 | 62 | 0 | 0 | 29 | 0.3 |

Invalid responses include no response.



AMERICAN COLLEGE HEALTH ASSOCIATION

American College Health Association-National College Health Assessment (ACHA-NCHA III)

Reference Group Data Report - Fall 2020

American College Health Association

8455 Colesville Road, Suite 740

Silver Spring, MD 20910

(410) 859-1500

www.acha.org

Undergraduate Students

December 18, 2023

FREQUENCY REPORT

Number of Surveys (n) =

8851 Web Surveys

22J2) Regarding your use of prescription opioids (morphine, codeine, fentanyl, oxycodone [OxyContin, Percocet], hydrocodone [Vicodin], methadone, buprenorphine [Suboxone], etc.) in the past 3 months: **(only includes students who were prescribed this substance)**

Do you ever use your opioid medication MORE OFTEN, that is, shorten the time between dosages, than is prescribed for you?

| | Male | | Female | | Unknown | | Total | |
|-------------------|-------|------|--------|------|---------|------|-------|------|
| | Freq. | Pct. | Freq. | Pct. | Freq. | Pct. | Freq. | Pct. |
| 0 No | 7 | 78 | 12 | 67 | 0 | 0 | 20 | 69.0 |
| 1 Yes | 2 | 22 | 6 | 33 | 0 | 0 | 9 | 31.0 |
| 99 Don't know | 0 | 0 | 0 | 0 | 0 | 0 | 0 | 0.0 |
| Valid responses = | 9 | 31 | 18 | 62 | 0 | 0 | 29 | 0.3 |

Invalid responses include no response.

22K1) During the past 3 months, how often have you had a strong desire or urge to use the following substance(s)?

(only includes students who have used this substance within the last 3 months)

Tobacco or nicotine delivery products (cigarettes, e-cigarettes, Juul or other vape products, water pipe or hookah, chewing tobacco, cigars, etc.)

| | Male | | Female | | Unknown | | Total | |
|-------------------------|-------|------|--------|------|---------|------|-------|------|
| | Freq. | Pct. | Freq. | Pct. | Freq. | Pct. | Freq. | Pct. |
| 0 Never | 179 | 31 | 396 | 32 | 0 | 0 | 599 | 31.3 |
| 3 Once or twice | 103 | 18 | 227 | 18 | 0 | 0 | 341 | 17.8 |
| 4 Monthly | 29 | 5 | 69 | 6 | 0 | 0 | 101 | 5.3 |
| 5 Weekly | 86 | 15 | 166 | 13 | 0 | 0 | 264 | 13.8 |
| 6 Daily or almost daily | 190 | 32 | 395 | 32 | 0 | 0 | 609 | 31.8 |
| Valid responses = | 587 | 31 | 1253 | 65 | 0 | 0 | 1914 | 21.6 |

Invalid responses include no response.

22K2) During the past 3 months, how often have you had a strong desire or urge to use the following substance(s)?

(only includes students who have used this substance within the last 3 months)

Alcoholic beverages (beer, wine, liquor, etc.)

| | Male | | Female | | Unknown | | Total | |
|-------------------------|-------|------|--------|------|---------|------|-------|------|
| | Freq. | Pct. | Freq. | Pct. | Freq. | Pct. | Freq. | Pct. |
| 0 Never | 618 | 47 | 1631 | 43 | 2 | 40 | 2317 | 43.6 |
| 3 Once or twice | 310 | 24 | 993 | 26 | 1 | 20 | 1353 | 25.5 |
| 4 Monthly | 95 | 7 | 447 | 12 | 0 | 0 | 559 | 10.5 |
| 5 Weekly | 229 | 17 | 618 | 16 | 2 | 40 | 882 | 16.6 |
| 6 Daily or almost daily | 64 | 5 | 120 | 3 | 0 | 0 | 200 | 3.8 |
| Valid responses = | 1316 | 25 | 3809 | 72 | 5 | 0 | 5311 | 60.0 |

Invalid responses include no response.

22K3) During the past 3 months, how often have you had a strong desire or urge to use the following substance(s)?

(only includes students who have used this substance within the last 3 months)

Cannabis (marijuana, weed, hash, edibles, vaped cannabis, etc.) *[Please report nonmedical use only.]*

| | Male | | Female | | Unknown | | Total | |
|-------------------------|-------|------|--------|------|---------|------|-------|------|
| | Freq. | Pct. | Freq. | Pct. | Freq. | Pct. | Freq. | Pct. |
| 0 Never | 223 | 42 | 546 | 39 | 0 | 0 | 803 | 39.5 |
| 3 Once or twice | 122 | 23 | 320 | 23 | 0 | 0 | 458 | 22.6 |
| 4 Monthly | 46 | 9 | 138 | 10 | 0 | 0 | 196 | 9.7 |
| 5 Weekly | 72 | 13 | 191 | 14 | 2 | 100 | 282 | 13.9 |
| 6 Daily or almost daily | 73 | 14 | 200 | 14 | 0 | 0 | 292 | 14.4 |
| Valid responses = | 536 | 26 | 1395 | 69 | 2 | 0 | 2031 | 22.9 |

Invalid responses include no response.

22K4) During the past 3 months, how often have you had a strong desire or urge to use the following substance(s)?

(only includes students who have used this substance within the last 3 months)

Cocaine (coke, crack, etc.)

| | Male | | Female | | Unknown | | Total | |
|-------------------------|-------|------|--------|------|---------|------|-------|------|
| | Freq. | Pct. | Freq. | Pct. | Freq. | Pct. | Freq. | Pct. |
| 0 Never | 33 | 62 | 45 | 67 | 0 | 0 | 79 | 64.2 |
| 3 Once or twice | 12 | 23 | 13 | 19 | 0 | 0 | 26 | 21.1 |
| 4 Monthly | 4 | 8 | 5 | 8 | 0 | 0 | 9 | 7.3 |
| 5 Weekly | 2 | 4 | 3 | 5 | 0 | 0 | 6 | 4.9 |
| 6 Daily or almost daily | 2 | 4 | 1 | 2 | 0 | 0 | 3 | 2.4 |
| Valid responses = | 53 | 43 | 67 | 54 | 0 | 0 | 123 | 1.4 |

Invalid responses include no response.

22K5) During the past 3 months, how often have you had a strong desire or urge to use the following substance(s)?

(only includes students who have used this substance within the last 3 months)

Prescription stimulants (Ritalin, Concerta, Dexedrine, Adderall, diet pills, etc.) *[Please report nonmedical use only.]*

| | Male | | Female | | Unknown | | Total | |
|-------------------------|-------|------|--------|------|---------|------|-------|------|
| | Freq. | Pct. | Freq. | Pct. | Freq. | Pct. | Freq. | Pct. |
| 0 Never | 55 | 62 | 84 | 52 | 0 | 0 | 145 | 55.3 |
| 3 Once or twice | 13 | 15 | 37 | 23 | 0 | 0 | 53 | 20.2 |
| 4 Monthly | 6 | 7 | 11 | 7 | 0 | 0 | 17 | 6.5 |
| 5 Weekly | 11 | 12 | 15 | 9 | 0 | 0 | 27 | 10.3 |
| 6 Daily or almost daily | 4 | 5 | 16 | 10 | 0 | 0 | 20 | 7.6 |
| Valid responses = | 89 | 34 | 163 | 62 | 0 | 0 | 262 | 3.0 |

Invalid responses include no response.



AMERICAN COLLEGE HEALTH ASSOCIATION

American College Health Association-National College Health Assessment (ACHA-NCHA III)
Reference Group Data Report - Fall 2020
 American College Health Association
 8455 Colesville Road, Suite 740
 Silver Spring, MD 20910
 (410) 859-1500
www.acha.org

December 18, 2023
 FREQUENCY REPORT
 Number of Surveys (n) = 8851 Web Surveys

22K6) During the past 3 months, how often have you had a strong desire or urge to use the following substance(s)?

(only includes students who have used this substance within the last 3 months)

Methamphetamine (speed, crystal meth, ice, etc.)

| | Male | | Female | | Unknown | | Total | |
|-------------------------|-------|------|--------|------|---------|------|-------|------|
| | Freq. | Pct. | Freq. | Pct. | Freq. | Pct. | Freq. | Pct. |
| 0 Never | 0 | 0 | 0 | 0 | 0 | 0 | 0 | 0.0 |
| 3 Once or twice | 1 | 50 | 3 | 43 | 0 | 0 | 4 | 44.4 |
| 4 Monthly | 0 | 0 | 2 | 29 | 0 | 0 | 2 | 22.2 |
| 5 Weekly | 0 | 0 | 1 | 14 | 0 | 0 | 1 | 11.1 |
| 6 Daily or almost daily | 1 | 50 | 1 | 14 | 0 | 0 | 2 | 22.2 |
| Valid responses = | 2 | 22 | 7 | 78 | 0 | 0 | 9 | 0.1 |

Invalid responses include no response.

22K7) During the past 3 months, how often have you had a strong desire or urge to use the following substance(s)?

(only includes students who have used this substance within the last 3 months)

Inhalants (poppers, nitrous, glue, gas, paint thinner, etc.)

| | Male | | Female | | Unknown | | Total | |
|-------------------------|-------|------|--------|------|---------|------|-------|------|
| | Freq. | Pct. | Freq. | Pct. | Freq. | Pct. | Freq. | Pct. |
| 0 Never | 14 | 70 | 23 | 74 | 0 | 0 | 40 | 69.0 |
| 3 Once or twice | 3 | 15 | 5 | 16 | 0 | 0 | 10 | 17.2 |
| 4 Monthly | 1 | 5 | 3 | 10 | 0 | 0 | 5 | 8.6 |
| 5 Weekly | 2 | 10 | 0 | 0 | 0 | 0 | 3 | 5.2 |
| 6 Daily or almost daily | 0 | 0 | 0 | 0 | 0 | 0 | 0 | 0.0 |
| Valid responses = | 20 | 34 | 31 | 53 | 0 | 0 | 58 | 0.7 |

Invalid responses include no response.

22K8) During the past 3 months, how often have you had a strong desire or urge to use the following substance(s)?

(only includes students who have used this substance within the last 3 months)

Sedatives or Sleeping Pills (Valium, Ativan, Xanax, Klonopin, Librium, Rohypnol, GHB, etc.) [Please report nonmedical use only.]

| | Male | | Female | | Unknown | | Total | |
|-------------------------|-------|------|--------|------|---------|------|-------|------|
| | Freq. | Pct. | Freq. | Pct. | Freq. | Pct. | Freq. | Pct. |
| 0 Never | 20 | 50 | 37 | 40 | 1 | 100 | 60 | 43.2 |
| 3 Once or twice | 8 | 20 | 26 | 28 | 0 | 0 | 36 | 25.9 |
| 4 Monthly | 5 | 13 | 11 | 12 | 0 | 0 | 16 | 11.5 |
| 5 Weekly | 3 | 8 | 10 | 11 | 0 | 0 | 13 | 9.4 |
| 6 Daily or almost daily | 4 | 10 | 8 | 9 | 0 | 0 | 14 | 10.1 |
| Valid responses = | 40 | 29 | 92 | 66 | 1 | 1 | 139 | 1.6 |

Invalid responses include no response.

22K9) During the past 3 months, how often have you had a strong desire or urge to use the following substance(s)?

(only includes students who have used this substance within the last 3 months)

Hallucinogens (Ecstasy, MDMA, Molly, LSD, acid, mushrooms, PCP, Special K, etc.)

| | Male | | Female | | Unknown | | Total | |
|-------------------------|-------|------|--------|------|---------|------|-------|------|
| | Freq. | Pct. | Freq. | Pct. | Freq. | Pct. | Freq. | Pct. |
| 0 Never | 56 | 56 | 75 | 51 | 0 | 0 | 141 | 52.8 |
| 3 Once or twice | 27 | 27 | 51 | 35 | 0 | 0 | 84 | 31.5 |
| 4 Monthly | 11 | 11 | 11 | 8 | 1 | 100 | 25 | 9.4 |
| 5 Weekly | 4 | 4 | 7 | 5 | 0 | 0 | 12 | 4.5 |
| 6 Daily or almost daily | 2 | 2 | 2 | 1 | 0 | 0 | 5 | 1.9 |
| Valid responses = | 100 | 37 | 146 | 55 | 1 | 0 | 267 | 3.0 |

Invalid responses include no response.

22K10) During the past 3 months, how often have you had a strong desire or urge to use the following substance(s)?

(only includes students who have used this substance within the last 3 months)

Heroin

| | Male | | Female | | Unknown | | Total | |
|-------------------------|-------|------|--------|------|---------|------|-------|------|
| | Freq. | Pct. | Freq. | Pct. | Freq. | Pct. | Freq. | Pct. |
| 0 Never | 0 | 0 | 1 | 100 | 0 | 0 | 1 | 33.3 |
| 3 Once or twice | 0 | 0 | 0 | 0 | 0 | 0 | 0 | 0.0 |
| 4 Monthly | 0 | 0 | 0 | 0 | 0 | 0 | 0 | 0.0 |
| 5 Weekly | 0 | 0 | 0 | 0 | 0 | 0 | 0 | 0.0 |
| 6 Daily or almost daily | 2 | 100 | 0 | 0 | 0 | 0 | 2 | 66.7 |
| Valid responses = | 2 | 67 | 1 | 33 | 0 | 0 | 3 | 0.0 |

Invalid responses include no response.



AMERICAN COLLEGE HEALTH ASSOCIATION

American College Health Association-National College Health Assessment (ACHA-NCHA III)

Reference Group Data Report - Fall 2020

American College Health Association

8455 Colesville Road, Suite 740

Silver Spring, MD 20910

(410) 859-1500

www.acha.org

Undergraduate Students

December 18, 2023

FREQUENCY REPORT

Number of Surveys (n) =

8851

Web

Surveys

22K11) During the past 3 months, how often have you had a strong desire or urge to use the following substance(s)?

(only includes students who have used this substance within the last 3 months)

Prescription opioids (morphine, codeine, fentanyl, oxycodone [OxyContin, Percocet], hydrocodone [Vicodin], methadone, buprenorphine [Suboxone], etc.)

[Please report nonmedical use only.]

| | Male | | Female | | Unknown | | Total | | |
|-------------------------|-------|------|--------|------|---------|------|-------|------|--|
| | Freq. | Pct. | Freq. | Pct. | Freq. | Pct. | Freq. | Pct. | |
| 0 Never | 12 | 52 | 19 | 61 | 0 | 0 | 32 | 57.1 | |
| 3 Once or twice | 6 | 26 | 5 | 16 | 0 | 0 | 12 | 21.4 | |
| 4 Monthly | 2 | 9 | 2 | 7 | 0 | 0 | 4 | 7.1 | |
| 5 Weekly | 1 | 4 | 4 | 13 | 0 | 0 | 5 | 8.9 | |
| 6 Daily or almost daily | 2 | 9 | 1 | 3 | 0 | 0 | 3 | 5.4 | |
| Valid responses = | 23 | 41 | 31 | 55 | 0 | 0 | 56 | 0.6 | |

Invalid responses include no response.

22K12) During the past 3 months, how often have you had a strong desire or urge to use the following substance(s)?

(only includes students who have used this substance within the last 3 months)

Other

| | Male | | Female | | Unknown | | Total | | |
|-------------------------|-------|------|--------|------|---------|------|-------|------|--|
| | Freq. | Pct. | Freq. | Pct. | Freq. | Pct. | Freq. | Pct. | |
| 0 Never | 5 | 56 | 6 | 27 | 0 | 0 | 15 | 41.7 | |
| 3 Once or twice | 0 | 0 | 4 | 18 | 0 | 0 | 4 | 11.1 | |
| 4 Monthly | 0 | 0 | 0 | 0 | 0 | 0 | 0 | 0.0 | |
| 5 Weekly | 0 | 0 | 2 | 9 | 0 | 0 | 2 | 5.6 | |
| 6 Daily or almost daily | 4 | 44 | 10 | 46 | 0 | 0 | 15 | 41.7 | |
| Valid responses = | 9 | 25 | 22 | 61 | 0 | 0 | 36 | 0.4 | |

Invalid responses include no response.

22L1) During the past 3 months, how often has your use of the following substance(s) led to health, social, legal, or financial problems?

(only includes students who have used this substance within the last 3 months)

Tobacco or nicotine delivery products (cigarettes, e-cigarettes, Juul or other vape products, water pipe or hookah, chewing tobacco, cigars, etc.)

| | Male | | Female | | Unknown | | Total | | |
|-------------------------|-------|------|--------|------|---------|------|-------|------|--|
| | Freq. | Pct. | Freq. | Pct. | Freq. | Pct. | Freq. | Pct. | |
| 0 Never | 525 | 86 | 1090 | 83 | 0 | 0 | 1678 | 84.2 | |
| 4 Once or twice | 51 | 8 | 126 | 10 | 0 | 0 | 181 | 9.1 | |
| 5 Monthly | 5 | 1 | 37 | 3 | 0 | 0 | 45 | 2.3 | |
| 6 Weekly | 14 | 2 | 30 | 2 | 0 | 0 | 48 | 2.4 | |
| 7 Daily or almost daily | 13 | 2 | 25 | 2 | 0 | 0 | 41 | 2.1 | |
| Valid responses = | 608 | 31 | 1308 | 66 | 0 | 0 | 1993 | 22.5 | |

Invalid responses include no response.

22L2) During the past 3 months, how often has your use of the following substance(s) led to health, social, legal, or financial problems?

(only includes students who have used this substance within the last 3 months)

Alcoholic beverages (beer, wine, liquor, etc.)

| | Male | | Female | | Unknown | | Total | | |
|-------------------------|-------|------|--------|------|---------|------|-------|------|--|
| | Freq. | Pct. | Freq. | Pct. | Freq. | Pct. | Freq. | Pct. | |
| 0 Never | 1220 | 90 | 3550 | 90 | 5 | 83 | 4941 | 90.1 | |
| 4 Once or twice | 97 | 7 | 265 | 7 | 1 | 17 | 379 | 6.9 | |
| 5 Monthly | 19 | 1 | 53 | 1 | 0 | 0 | 74 | 1.3 | |
| 6 Weekly | 19 | 1 | 51 | 1 | 0 | 0 | 74 | 1.3 | |
| 7 Daily or almost daily | 6 | 0 | 8 | 0 | 0 | 0 | 14 | 0.3 | |
| Valid responses = | 1361 | 25 | 3927 | 72 | 6 | 0 | 5482 | 61.9 | |

Invalid responses include no response.

22L3) During the past 3 months, how often has your use of the following substance(s) led to health, social, legal, or financial problems?

(only includes students who have used this substance within the last 3 months)

Cannabis (marijuana, weed, hash, edibles, vaped cannabis, etc.) [Please report nonmedical use only.]

| | Male | | Female | | Unknown | | Total | | |
|-------------------------|-------|------|--------|------|---------|------|-------|------|--|
| | Freq. | Pct. | Freq. | Pct. | Freq. | Pct. | Freq. | Pct. | |
| 0 Never | 498 | 91 | 1296 | 89 | 2 | 100 | 1887 | 89.5 | |
| 4 Once or twice | 34 | 6 | 107 | 7 | 0 | 0 | 150 | 7.1 | |
| 5 Monthly | 5 | 1 | 30 | 2 | 0 | 0 | 37 | 1.8 | |
| 6 Weekly | 10 | 2 | 12 | 1 | 0 | 0 | 24 | 1.1 | |
| 7 Daily or almost daily | 2 | 0 | 9 | 1 | 0 | 0 | 11 | 0.5 | |
| Valid responses = | 549 | 26 | 1454 | 69 | 2 | 0 | 2109 | 23.8 | |

Invalid responses include no response.



AMERICAN COLLEGE HEALTH ASSOCIATION

American College Health Association-National College Health Assessment (ACHA-NCHA III)
Reference Group Data Report - Fall 2020
 American College Health Association
 8455 Colesville Road, Suite 740
 Silver Spring, MD 20910
 (410) 859-1500
www.acha.org

December 18, 2023
 FREQUENCY REPORT
 Number of Surveys (n) = 8851 Web Surveys

22L4) During the past 3 months, how often has your use of the following substance(s) led to health, social, legal, or financial problems?
(only includes students who have used this substance within the last 3 months)
 Cocaine (coke, crack, etc.)

| | Male | | Female | | Unknown | | Total | |
|-------------------------|-------|------|--------|------|---------|------|-------|------|
| | Freq. | Pct. | Freq. | Pct. | Freq. | Pct. | Freq. | Pct. |
| 0 Never | 48 | 89 | 61 | 88 | 0 | 0 | 111 | 88.8 |
| 4 Once or twice | 5 | 9 | 7 | 10 | 0 | 0 | 12 | 9.6 |
| 5 Monthly | 0 | 0 | 0 | 0 | 0 | 0 | 0 | 0.0 |
| 6 Weekly | 1 | 2 | 1 | 1 | 0 | 0 | 2 | 1.6 |
| 7 Daily or almost daily | 0 | 0 | 0 | 0 | 0 | 0 | 0 | 0.0 |
| Valid responses = | 54 | 43 | 69 | 55 | 0 | 0 | 125 | 1.4 |

Invalid responses include no response.

22L5) During the past 3 months, how often has your use of the following substance(s) led to health, social, legal, or financial problems?
(only includes students who have used this substance within the last 3 months)
 Prescription stimulants (Ritalin, Concerta, Dexedrine, Adderall, diet pills, etc.) [Please report nonmedical use only.]

| | Male | | Female | | Unknown | | Total | |
|-------------------------|-------|------|--------|------|---------|------|-------|------|
| | Freq. | Pct. | Freq. | Pct. | Freq. | Pct. | Freq. | Pct. |
| 0 Never | 83 | 93 | 153 | 93 | 0 | 0 | 245 | 93.2 |
| 4 Once or twice | 3 | 3 | 8 | 5 | 0 | 0 | 12 | 4.6 |
| 5 Monthly | 1 | 1 | 0 | 0 | 0 | 0 | 1 | 0.4 |
| 6 Weekly | 2 | 2 | 2 | 1 | 0 | 0 | 4 | 1.5 |
| 7 Daily or almost daily | 0 | 0 | 1 | 1 | 0 | 0 | 1 | 0.4 |
| Valid responses = | 89 | 34 | 164 | 62 | 0 | 0 | 263 | 3.0 |

Invalid responses include no response.

22L6) During the past 3 months, how often has your use of the following substance(s) led to health, social, legal, or financial problems?
(only includes students who have used this substance within the last 3 months)
 Methamphetamine (speed, crystal meth, ice, etc.)

| | Male | | Female | | Unknown | | Total | |
|-------------------------|-------|------|--------|------|---------|------|-------|------|
| | Freq. | Pct. | Freq. | Pct. | Freq. | Pct. | Freq. | Pct. |
| 0 Never | 1 | 50 | 3 | 43 | 0 | 0 | 4 | 44.4 |
| 4 Once or twice | 1 | 50 | 2 | 29 | 0 | 0 | 3 | 33.3 |
| 5 Monthly | 0 | 0 | 1 | 14 | 0 | 0 | 1 | 11.1 |
| 6 Weekly | 0 | 0 | 0 | 0 | 0 | 0 | 0 | 0.0 |
| 7 Daily or almost daily | 0 | 0 | 1 | 14 | 0 | 0 | 1 | 11.1 |
| Valid responses = | 2 | 22 | 7 | 78 | 0 | 0 | 9 | 0.1 |

Invalid responses include no response.

22L7) During the past 3 months, how often has your use of the following substance(s) led to health, social, legal, or financial problems?
(only includes students who have used this substance within the last 3 months)
 Inhalants (poppers, nitrous, glue, gas, paint thinner, etc.)

| | Male | | Female | | Unknown | | Total | |
|-------------------------|-------|------|--------|------|---------|------|-------|------|
| | Freq. | Pct. | Freq. | Pct. | Freq. | Pct. | Freq. | Pct. |
| 0 Never | 20 | 95 | 30 | 97 | 0 | 0 | 56 | 94.9 |
| 4 Once or twice | 1 | 5 | 1 | 3 | 0 | 0 | 3 | 5.1 |
| 5 Monthly | 0 | 0 | 0 | 0 | 0 | 0 | 0 | 0.0 |
| 6 Weekly | 0 | 0 | 0 | 0 | 0 | 0 | 0 | 0.0 |
| 7 Daily or almost daily | 0 | 0 | 0 | 0 | 0 | 0 | 0 | 0.0 |
| Valid responses = | 21 | 36 | 31 | 53 | 0 | 0 | 59 | 0.7 |

Invalid responses include no response.

22L8) During the past 3 months, how often has your use of the following substance(s) led to health, social, legal, or financial problems?
(only includes students who have used this substance within the last 3 months)
 Sedatives or Sleeping Pills (Valium, Ativan, Xanax, Klonopin, Librium, Rohypnol, GHB, etc.) [Please report nonmedical use only.]

| | Male | | Female | | Unknown | | Total | |
|-------------------------|-------|------|--------|------|---------|------|-------|------|
| | Freq. | Pct. | Freq. | Pct. | Freq. | Pct. | Freq. | Pct. |
| 0 Never | 35 | 88 | 81 | 87 | 1 | 100 | 122 | 87.1 |
| 4 Once or twice | 2 | 5 | 10 | 11 | 0 | 0 | 12 | 8.6 |
| 5 Monthly | 2 | 5 | 0 | 0 | 0 | 0 | 2 | 1.4 |
| 6 Weekly | 1 | 3 | 1 | 1 | 0 | 0 | 3 | 2.1 |
| 7 Daily or almost daily | 0 | 0 | 1 | 1 | 0 | 0 | 1 | 0.7 |
| Valid responses = | 40 | 29 | 93 | 66 | 1 | 1 | 140 | 1.6 |

Invalid responses include no response.



AMERICAN COLLEGE HEALTH ASSOCIATION

American College Health Association-National College Health Assessment (ACHA-NCHA III)

Reference Group Data Report - Fall 2020

American College Health Association

8455 Colesville Road, Suite 740

Silver Spring, MD 20910

(410) 859-1500

www.acha.org

Undergraduate Students

December 18, 2023

FREQUENCY REPORT

Number of Surveys (n) =

8851 Web Surveys

22L9) During the past 3 months, how often has your use of the following substance(s) led to health, social, legal, or financial problems?

(only includes students who have used this substance within the last 3 months)

Hallucinogens (Ecstasy, MDMA, Molly, LSD, acid, mushrooms, PCP, Special K, etc.)

| | Male | | Female | | Unknown | | Total | |
|-------------------------|-------|------|--------|------|---------|------|-------|------|
| | Freq. | Pct. | Freq. | Pct. | Freq. | Pct. | Freq. | Pct. |
| 0 Never | 96 | 95 | 137 | 93 | 1 | 100 | 252 | 93.3 |
| 4 Once or twice | 4 | 4 | 10 | 7 | 0 | 0 | 16 | 5.9 |
| 5 Monthly | 1 | 1 | 0 | 0 | 0 | 0 | 1 | 0.4 |
| 6 Weekly | 0 | 0 | 1 | 1 | 0 | 0 | 1 | 0.4 |
| 7 Daily or almost daily | 0 | 0 | 0 | 0 | 0 | 0 | 0 | 0.0 |
| Valid responses = | 101 | 37 | 148 | 55 | 1 | 0 | 270 | 3.1 |

Invalid responses include no response.

22L10) During the past 3 months, how often has your use of the following substance(s) led to health, social, legal, or financial problems?

(only includes students who have used this substance within the last 3 months)

Heroin

| | Male | | Female | | Unknown | | Total | |
|-------------------------|-------|------|--------|------|---------|------|-------|------|
| | Freq. | Pct. | Freq. | Pct. | Freq. | Pct. | Freq. | Pct. |
| 0 Never | 1 | 50 | 1 | 100 | 0 | 0 | 2 | 66.7 |
| 4 Once or twice | 0 | 0 | 0 | 0 | 0 | 0 | 0 | 0.0 |
| 5 Monthly | 0 | 0 | 0 | 0 | 0 | 0 | 0 | 0.0 |
| 6 Weekly | 1 | 50 | 0 | 0 | 0 | 0 | 1 | 33.3 |
| 7 Daily or almost daily | 0 | 0 | 0 | 0 | 0 | 0 | 0 | 0.0 |
| Valid responses = | 2 | 67 | 1 | 33 | 0 | 0 | 3 | 0.0 |

Invalid responses include no response.

22L11) During the past 3 months, how often has your use of the following substance(s) led to health, social, legal, or financial problems?

(only includes students who have used this substance within the last 3 months)

Prescription opioids (morphine, codeine, fentanyl, oxycodone [OxyContin, Percocet], hydrocodone [Vicodin], methadone, buprenorphine [Suboxone], etc.)

[Please report nonmedical use only.]

| | Male | | Female | | Unknown | | Total | |
|-------------------------|-------|------|--------|------|---------|------|-------|------|
| | Freq. | Pct. | Freq. | Pct. | Freq. | Pct. | Freq. | Pct. |
| 0 Never | 21 | 91 | 29 | 94 | 0 | 0 | 52 | 92.9 |
| 4 Once or twice | 1 | 4 | 1 | 3 | 0 | 0 | 2 | 3.6 |
| 5 Monthly | 0 | 0 | 0 | 0 | 0 | 0 | 0 | 0.0 |
| 6 Weekly | 1 | 4 | 1 | 3 | 0 | 0 | 2 | 3.6 |
| 7 Daily or almost daily | 0 | 0 | 0 | 0 | 0 | 0 | 0 | 0.0 |
| Valid responses = | 23 | 41 | 31 | 55 | 0 | 0 | 56 | 0.6 |

Invalid responses include no response.

22L12) During the past 3 months, how often has your use of the following substance(s) led to health, social, legal, or financial problems?

(only includes students who have used this substance within the last 3 months)

Other

| | Male | | Female | | Unknown | | Total | |
|-------------------------|-------|------|--------|------|---------|------|-------|------|
| | Freq. | Pct. | Freq. | Pct. | Freq. | Pct. | Freq. | Pct. |
| 0 Never | 11 | 100 | 20 | 91 | 0 | 0 | 36 | 94.7 |
| 4 Once or twice | 0 | 0 | 1 | 5 | 0 | 0 | 1 | 2.6 |
| 5 Monthly | 0 | 0 | 0 | 0 | 0 | 0 | 0 | 0.0 |
| 6 Weekly | 0 | 0 | 1 | 5 | 0 | 0 | 1 | 2.6 |
| 7 Daily or almost daily | 0 | 0 | 0 | 0 | 0 | 0 | 0 | 0.0 |
| Valid responses = | 11 | 29 | 22 | 58 | 0 | 0 | 38 | 0.4 |

Invalid responses include no response.

22M2) During the past 3 months, how often have you failed to do what was normally expected of you because of your use of the following substance(s)?

(only includes students who have used this substance within the last 3 months)

Alcoholic beverages (beer, wine, liquor, etc.)

| | Male | | Female | | Unknown | | Total | |
|-------------------------|-------|------|--------|------|---------|------|-------|------|
| | Freq. | Pct. | Freq. | Pct. | Freq. | Pct. | Freq. | Pct. |
| 0 Never | 1237 | 91 | 3578 | 91 | 6 | 100 | 4994 | 91.1 |
| 5 Once or twice | 90 | 7 | 295 | 8 | 0 | 0 | 397 | 7.2 |
| 6 Monthly | 14 | 1 | 34 | 1 | 0 | 0 | 50 | 0.9 |
| 7 Weekly | 14 | 1 | 18 | 1 | 0 | 0 | 34 | 0.6 |
| 8 Daily or almost daily | 4 | 0 | 2 | 0 | 0 | 0 | 6 | 0.1 |
| Valid responses = | 1359 | 25 | 3927 | 72 | 6 | 0 | 5481 | 61.9 |

Invalid responses include no response.



AMERICAN COLLEGE HEALTH ASSOCIATION

American College Health Association-National College Health Assessment (ACHA-NCHA III)

Reference Group Data Report - Fall 2020

American College Health Association

8455 Colesville Road, Suite 740

Silver Spring, MD 20910

(410) 859-1500

www.acha.org

Undergraduate Students

December 18, 2023

FREQUENCY REPORT

Number of Surveys (n) =

8851 Web Surveys

22M3) During the past 3 months, how often have you failed to do what was normally expected of you because of your use of the following substance(s)?

(only includes students who have used this substance within the last 3 months)

Cannabis (marijuana, weed, hash, edibles, vaped cannabis, etc.) [Please report nonmedical use only.]

| | Male | | Female | | Unknown | | Total | |
|-------------------------|-------|------|--------|------|---------|------|-------|------|
| | Freq. | Pct. | Freq. | Pct. | Freq. | Pct. | Freq. | Pct. |
| 0 Never | 485 | 88 | 1280 | 88 | 2 | 100 | 1852 | 87.4 |
| 5 Once or twice | 48 | 9 | 138 | 10 | 0 | 0 | 201 | 9.5 |
| 6 Monthly | 6 | 1 | 23 | 2 | 0 | 0 | 31 | 1.5 |
| 7 Weekly | 11 | 2 | 14 | 1 | 0 | 0 | 26 | 1.2 |
| 8 Daily or almost daily | 3 | 1 | 5 | 0 | 0 | 0 | 9 | 0.4 |
| Valid responses = | 553 | 26 | 1460 | 69 | 2 | 0 | 2119 | 23.9 |

Invalid responses include no response.

22M4) During the past 3 months, how often have you failed to do what was normally expected of you because of your use of the following substance(s)?

(only includes students who have used this substance within the last 3 months)

Cocaine (coke, crack, etc.)

| | Male | | Female | | Unknown | | Total | |
|-------------------------|-------|------|--------|------|---------|------|-------|------|
| | Freq. | Pct. | Freq. | Pct. | Freq. | Pct. | Freq. | Pct. |
| 0 Never | 52 | 96 | 63 | 91 | 0 | 0 | 117 | 93.6 |
| 5 Once or twice | 0 | 0 | 4 | 6 | 0 | 0 | 4 | 3.2 |
| 6 Monthly | 2 | 4 | 2 | 3 | 0 | 0 | 4 | 3.2 |
| 7 Weekly | 0 | 0 | 0 | 0 | 0 | 0 | 0 | 0.0 |
| 8 Daily or almost daily | 0 | 0 | 0 | 0 | 0 | 0 | 0 | 0.0 |
| Valid responses = | 54 | 43 | 69 | 55 | 0 | 0 | 125 | 1.4 |

Invalid responses include no response.

22M5) During the past 3 months, how often have you failed to do what was normally expected of you because of your use of the following substance(s)?

(only includes students who have used this substance within the last 3 months)

Prescription stimulants (Ritalin, Concerta, Dexedrine, Adderall, diet pills, etc.) [Please report nonmedical use only.]

| | Male | | Female | | Unknown | | Total | |
|-------------------------|-------|------|--------|------|---------|------|-------|------|
| | Freq. | Pct. | Freq. | Pct. | Freq. | Pct. | Freq. | Pct. |
| 0 Never | 86 | 97 | 161 | 98 | 0 | 0 | 257 | 97.7 |
| 5 Once or twice | 1 | 1 | 1 | 1 | 0 | 0 | 2 | 0.8 |
| 6 Monthly | 1 | 1 | 0 | 0 | 0 | 0 | 1 | 0.4 |
| 7 Weekly | 1 | 1 | 2 | 1 | 0 | 0 | 3 | 1.1 |
| 8 Daily or almost daily | 0 | 0 | 0 | 0 | 0 | 0 | 0 | 0.0 |
| Valid responses = | 89 | 34 | 164 | 62 | 0 | 0 | 263 | 3.0 |

Invalid responses include no response.

22M6) During the past 3 months, how often have you failed to do what was normally expected of you because of your use of the following substance(s)?

(only includes students who have used this substance within the last 3 months)

Methamphetamine (speed, crystal meth, ice, etc.)

| | Male | | Female | | Unknown | | Total | |
|-------------------------|-------|------|--------|------|---------|------|-------|------|
| | Freq. | Pct. | Freq. | Pct. | Freq. | Pct. | Freq. | Pct. |
| 0 Never | 1 | 50 | 3 | 43 | 0 | 0 | 4 | 44.4 |
| 5 Once or twice | 1 | 50 | 2 | 29 | 0 | 0 | 3 | 33.3 |
| 6 Monthly | 0 | 0 | 1 | 14 | 0 | 0 | 1 | 11.1 |
| 7 Weekly | 0 | 0 | 1 | 14 | 0 | 0 | 1 | 11.1 |
| 8 Daily or almost daily | 0 | 0 | 0 | 0 | 0 | 0 | 0 | 0.0 |
| Valid responses = | 2 | 22 | 7 | 78 | 0 | 0 | 9 | 0.1 |

Invalid responses include no response.

22M7) During the past 3 months, how often have you failed to do what was normally expected of you because of your use of the following substance(s)?

(only includes students who were prescribed this substance)

Inhalants (poppers, nitrous, glue, gas, paint thinner, etc.)

| | Male | | Female | | Unknown | | Total | |
|-------------------------|-------|------|--------|------|---------|------|-------|------|
| | Freq. | Pct. | Freq. | Pct. | Freq. | Pct. | Freq. | Pct. |
| 0 Never | 20 | 95 | 30 | 97 | 0 | 0 | 56 | 94.9 |
| 5 Once or twice | 1 | 5 | 1 | 3 | 0 | 0 | 3 | 5.1 |
| 6 Monthly | 0 | 0 | 0 | 0 | 0 | 0 | 0 | 0.0 |
| 7 Weekly | 0 | 0 | 0 | 0 | 0 | 0 | 0 | 0.0 |
| 8 Daily or almost daily | 0 | 0 | 0 | 0 | 0 | 0 | 0 | 0.0 |
| Valid responses = | 21 | 36 | 31 | 53 | 0 | 0 | 59 | 0.7 |

Invalid responses include no response.



AMERICAN COLLEGE HEALTH ASSOCIATION

American College Health Association-National College Health Assessment (ACHA-NCHA III)

Reference Group Data Report - Fall 2020

American College Health Association

8455 Colesville Road, Suite 740

Silver Spring, MD 20910

(410) 859-1500

www.acha.org

Undergraduate Students

December 18, 2023

FREQUENCY REPORT

Number of Surveys (n) =

8851 Web Surveys

22M8) During the past 3 months, how often have you failed to do what was normally expected of you because of your use of the following substance(s)?

(only includes students who were prescribed this substance)

Sedatives or Sleeping Pills (Valium, Ativan, Xanax, Klonopin, Librium, Rohypnol, GHB, etc.) [Please report nonmedical use only.]

| | Male | | Female | | Unknown | | Total | |
|-------------------------|-------|------|--------|------|---------|------|-------|------|
| | Freq. | Pct. | Freq. | Pct. | Freq. | Pct. | Freq. | Pct. |
| 0 Never | 32 | 80 | 81 | 87 | 1 | 100 | 119 | 85.0 |
| 5 Once or twice | 6 | 15 | 8 | 9 | 0 | 0 | 15 | 10.7 |
| 6 Monthly | 1 | 3 | 0 | 0 | 0 | 0 | 1 | 0.7 |
| 7 Weekly | 0 | 0 | 3 | 3 | 0 | 0 | 3 | 2.1 |
| 8 Daily or almost daily | 1 | 3 | 1 | 1 | 0 | 0 | 2 | 1.4 |
| Valid responses = | 40 | 29 | 93 | 66 | 1 | 1 | 140 | 1.6 |

Invalid responses include no response.

22M9) During the past 3 months, how often have you failed to do what was normally expected of you because of your use of the following substance(s)?

(only includes students who were prescribed this substance)

Hallucinogens (Ecstasy, MDMA, Molly, LSD, acid, mushrooms, PCP, Special K, etc.)

| | Male | | Female | | Unknown | | Total | |
|-------------------------|-------|------|--------|------|---------|------|-------|------|
| | Freq. | Pct. | Freq. | Pct. | Freq. | Pct. | Freq. | Pct. |
| 0 Never | 95 | 94 | 138 | 93 | 1 | 100 | 252 | 93.3 |
| 5 Once or twice | 5 | 5 | 9 | 6 | 0 | 0 | 16 | 5.9 |
| 6 Monthly | 1 | 1 | 0 | 0 | 0 | 0 | 1 | 0.4 |
| 7 Weekly | 0 | 0 | 1 | 1 | 0 | 0 | 1 | 0.4 |
| 8 Daily or almost daily | 0 | 0 | 0 | 0 | 0 | 0 | 0 | 0.0 |
| Valid responses = | 101 | 37 | 148 | 55 | 1 | 0 | 270 | 3.1 |

Invalid responses include no response.

22M10) During the past 3 months, how often have you failed to do what was normally expected of you because of your use of the following substance(s)?

(only includes students who were prescribed this substance)

Heroin

| | Male | | Female | | Unknown | | Total | |
|-------------------------|-------|------|--------|------|---------|------|-------|------|
| | Freq. | Pct. | Freq. | Pct. | Freq. | Pct. | Freq. | Pct. |
| 0 Never | 1 | 50 | 0 | 0 | 0 | 0 | 1 | 33.3 |
| 5 Once or twice | 0 | 0 | 1 | 100 | 0 | 0 | 1 | 33.3 |
| 6 Monthly | 0 | 0 | 0 | 0 | 0 | 0 | 0 | 0.0 |
| 7 Weekly | 1 | 50 | 0 | 0 | 0 | 0 | 1 | 33.3 |
| 8 Daily or almost daily | 0 | 0 | 0 | 0 | 0 | 0 | 0 | 0.0 |
| Valid responses = | 2 | 67 | 1 | 33 | 0 | 0 | 3 | 0.0 |

Invalid responses include no response.

22M11) During the past 3 months, how often have you failed to do what was normally expected of you because of your use of the following substance(s)?

(only includes students who were prescribed this substance)

Prescription opioids (morphine, codeine, fentanyl, oxycodone [OxyContin, Percocet], hydrocodone [Vicodin], methadone, buprenorphine [Suboxone], etc.)

[Please report nonmedical use only.]

| | Male | | Female | | Unknown | | Total | |
|-------------------------|-------|------|--------|------|---------|------|-------|------|
| | Freq. | Pct. | Freq. | Pct. | Freq. | Pct. | Freq. | Pct. |
| 0 Never | 21 | 91 | 27 | 87 | 0 | 0 | 50 | 89.3 |
| 5 Once or twice | 1 | 4 | 3 | 10 | 0 | 0 | 4 | 7.1 |
| 6 Monthly | 0 | 0 | 0 | 0 | 0 | 0 | 0 | 0.0 |
| 7 Weekly | 1 | 4 | 1 | 3 | 0 | 0 | 2 | 3.6 |
| 8 Daily or almost daily | 0 | 0 | 0 | 0 | 0 | 0 | 0 | 0.0 |
| Valid responses = | 23 | 41 | 31 | 55 | 0 | 0 | 56 | 0.6 |

Invalid responses include no response.

22M12) During the past 3 months, how often have you failed to do what was normally expected of you because of your use of the following substance(s)?

of you because of your use of the following substance(s)? (only includes students who were prescribed this substance)

Other

| | Male | | Female | | Unknown | | Total | |
|-------------------------|-------|------|--------|------|---------|------|-------|------|
| | Freq. | Pct. | Freq. | Pct. | Freq. | Pct. | Freq. | Pct. |
| 0 Never | 10 | 91 | 21 | 91 | 0 | 0 | 35 | 89.7 |
| 5 Once or twice | 0 | 0 | 2 | 9 | 0 | 0 | 3 | 7.7 |
| 6 Monthly | 1 | 9 | 0 | 0 | 0 | 0 | 1 | 2.6 |
| 7 Weekly | 0 | 0 | 0 | 0 | 0 | 0 | 0 | 0.0 |
| 8 Daily or almost daily | 0 | 0 | 0 | 0 | 0 | 0 | 0 | 0.0 |
| Valid responses = | 11 | 28 | 23 | 59 | 0 | 0 | 39 | 0.4 |

Invalid responses include no response.

22N1) Has a friend or relative or anyone else ever expressed concern about your use of the following substance(s)?

(only includes students who have ever used this substance)

Tobacco or nicotine delivery products (cigarettes, e-cigarettes, Juul or other vape products, water pipe or hookah, chewing tobacco, cigars, etc.)

| | Male | | Female | | Unknown | | Total | |
|---------------------------------|-------|------|--------|------|---------|------|-------|------|
| | Freq. | Pct. | Freq. | Pct. | Freq. | Pct. | Freq. | Pct. |
| 0 No, Never | 582 | 71 | 1512 | 79 | 0 | 0 | 2173 | 76.2 |
| 3 Yes, not in the past 3 months | 121 | 15 | 192 | 10 | 0 | 0 | 331 | 11.6 |
| 6 Yes, in the past 3 months | 120 | 15 | 215 | 11 | 0 | 0 | 348 | 12.2 |
| Valid responses = | 823 | 29 | 1919 | 67 | 0 | 0 | 2852 | 32.2 |

Invalid responses include no response.



AMERICAN COLLEGE HEALTH ASSOCIATION

American College Health Association-National College Health Assessment (ACHA-NCHA III)
Reference Group Data Report - Fall 2020
 American College Health Association
 8455 Colesville Road, Suite 740
 Silver Spring, MD 20910
 (410) 859-1500
www.acha.org

December 18, 2023
 FREQUENCY REPORT
 Number of Surveys (n) = 8851 Web Surveys

22N2) Has a friend or relative or anyone else ever expressed concern about your use of the following substance(s)?

(only includes students who have ever used this substance)

Alcoholic beverages (beer, wine, liquor, etc.)

| | Male | | Female | | Unknown | | Total | |
|---------------------------------|-------|------|--------|------|---------|------|-------|------|
| | Freq. | Pct. | Freq. | Pct. | Freq. | Pct. | Freq. | Pct. |
| 0 No, Never | 1329 | 89 | 3878 | 92 | 5 | 83 | 5396 | 90.7 |
| 3 Yes, not in the past 3 months | 90 | 6 | 178 | 4 | 1 | 17 | 294 | 4.9 |
| 6 Yes, in the past 3 months | 74 | 5 | 174 | 4 | 0 | 0 | 258 | 4.3 |
| Valid responses = | 1493 | 25 | 4230 | 71 | 6 | 0 | 5948 | 67.2 |

Invalid responses include no response.

22N3) Has a friend or relative or anyone else ever expressed concern about your use of the following substance(s)?

(only includes students who have ever used this substance)

Cannabis (marijuana, weed, hash, edibles, vaped cannabis, etc.) [Please report nonmedical use only.]

| | Male | | Female | | Unknown | | Total | |
|---------------------------------|-------|------|--------|------|---------|------|-------|------|
| | Freq. | Pct. | Freq. | Pct. | Freq. | Pct. | Freq. | Pct. |
| 0 No, Never | 666 | 83 | 1952 | 90 | 2 | 100 | 2742 | 87.8 |
| 3 Yes, not in the past 3 months | 83 | 10 | 120 | 6 | 0 | 0 | 220 | 7.0 |
| 6 Yes, in the past 3 months | 50 | 6 | 101 | 5 | 0 | 0 | 161 | 5.2 |
| Valid responses = | 799 | 26 | 2173 | 70 | 2 | 0 | 3123 | 35.3 |

Invalid responses include no response.

22N4) Has a friend or relative or anyone else ever expressed concern about your use of the following substance(s)?

(only includes students who have ever used this substance)

Cocaine (coke, crack, etc.)

| | Male | | Female | | Unknown | | Total | |
|---------------------------------|-------|------|--------|------|---------|------|-------|------|
| | Freq. | Pct. | Freq. | Pct. | Freq. | Pct. | Freq. | Pct. |
| 0 No, Never | 115 | 84 | 194 | 84 | 0 | 0 | 320 | 83.8 |
| 3 Yes, not in the past 3 months | 16 | 12 | 29 | 13 | 0 | 0 | 48 | 12.6 |
| 6 Yes, in the past 3 months | 6 | 4 | 8 | 4 | 0 | 0 | 14 | 3.7 |
| Valid responses = | 137 | 36 | 231 | 60 | 0 | 0 | 382 | 4.3 |

Invalid responses include no response.

22N5) Has a friend or relative or anyone else ever expressed concern about your use of the following substance(s)?

(only includes students who have ever used this substance)

Prescription stimulants (Ritalin, Concerta, Dexedrine, Adderall, diet pills, etc.) [Please report nonmedical use only.]

| | Male | | Female | | Unknown | | Total | |
|---------------------------------|-------|------|--------|------|---------|------|-------|------|
| | Freq. | Pct. | Freq. | Pct. | Freq. | Pct. | Freq. | Pct. |
| 0 No, Never | 194 | 90 | 338 | 88 | 1 | 100 | 556 | 88.7 |
| 3 Yes, not in the past 3 months | 15 | 7 | 32 | 8 | 0 | 0 | 52 | 8.3 |
| 6 Yes, in the past 3 months | 6 | 3 | 13 | 3 | 0 | 0 | 19 | 3.0 |
| Valid responses = | 215 | 34 | 383 | 61 | 1 | 0 | 627 | 7.1 |

Invalid responses include no response.

22N6) Has a friend or relative or anyone else ever expressed concern about your use of the following substance(s)?

(only includes students who have ever used this substance)

Methamphetamine (speed, crystal meth, ice, etc.)

| | Male | | Female | | Unknown | | Total | |
|---------------------------------|-------|------|--------|------|---------|------|-------|------|
| | Freq. | Pct. | Freq. | Pct. | Freq. | Pct. | Freq. | Pct. |
| 0 No, Never | 11 | 69 | 21 | 54 | 0 | 0 | 35 | 60.3 |
| 3 Yes, not in the past 3 months | 4 | 25 | 14 | 36 | 0 | 0 | 18 | 31.0 |
| 6 Yes, in the past 3 months | 1 | 6 | 4 | 10 | 0 | 0 | 5 | 8.6 |
| Valid responses = | 16 | 28 | 39 | 67 | 0 | 0 | 58 | 0.7 |

Invalid responses include no response.

22N7) Has a friend or relative or anyone else ever expressed concern about your use of the following substance(s)?

(only includes students who have ever used this substance)

Inhalants (poppers, nitrous, glue, gas, paint thinner, etc.)

| | Male | | Female | | Unknown | | Total | |
|---------------------------------|-------|------|--------|------|---------|------|-------|------|
| | Freq. | Pct. | Freq. | Pct. | Freq. | Pct. | Freq. | Pct. |
| 0 No, Never | 55 | 93 | 83 | 91 | 0 | 0 | 157 | 92.9 |
| 3 Yes, not in the past 3 months | 2 | 3 | 5 | 6 | 0 | 0 | 7 | 4.1 |
| 6 Yes, in the past 3 months | 2 | 3 | 3 | 3 | 0 | 0 | 5 | 3.0 |
| Valid responses = | 59 | 35 | 91 | 54 | 0 | 0 | 169 | 1.9 |

Invalid responses include no response.

22N8) Has a friend or relative or anyone else ever expressed concern about your use of the following substance(s)?

(only includes students who have ever used this substance)

Sedatives or Sleeping Pills (Valium, Ativan, Xanax, Klonopin, Librium, Rohypnol, GHB, etc.) [Please report nonmedical use only.]

| | Male | | Female | | Unknown | | Total | |
|---------------------------------|-------|------|--------|------|---------|------|-------|------|
| | Freq. | Pct. | Freq. | Pct. | Freq. | Pct. | Freq. | Pct. |
| 0 No, Never | 96 | 87 | 190 | 83 | 1 | 100 | 308 | 84.8 |
| 3 Yes, not in the past 3 months | 12 | 11 | 29 | 13 | 0 | 0 | 42 | 11.6 |
| 6 Yes, in the past 3 months | 3 | 3 | 10 | 4 | 0 | 0 | 13 | 3.6 |
| Valid responses = | 111 | 31 | 229 | 63 | 1 | 0 | 363 | 4.1 |

Invalid responses include no response.



AMERICAN COLLEGE HEALTH ASSOCIATION

American College Health Association-National College Health Assessment (ACHA-NCHA III)
Reference Group Data Report - Fall 2020
 American College Health Association
 8455 Colesville Road, Suite 740
 Silver Spring, MD 20910
 (410) 859-1500
www.acha.org

December 18, 2023
 FREQUENCY REPORT
 Number of Surveys (n) = 8851 Web Surveys

22N9) Has a friend or relative or anyone else ever expressed concern about your use of the following substance(s)?

(only includes students who have ever used this substance)

Hallucinogens (Ecstasy, MDMA, Molly, LSD, acid, mushrooms, PCP, Special K, etc.)

| | Male | | Female | | Unknown | | Total | |
|---------------------------------|-------|------|--------|------|---------|------|-------|------|
| | Freq. | Pct. | Freq. | Pct. | Freq. | Pct. | Freq. | Pct. |
| 0 No, Never | 204 | 87 | 337 | 90 | 0 | 0 | 575 | 88.2 |
| 3 Yes, not in the past 3 months | 20 | 9 | 26 | 7 | 1 | 100 | 51 | 7.8 |
| 6 Yes, in the past 3 months | 11 | 5 | 12 | 3 | 0 | 0 | 26 | 4.0 |
| Valid responses = | 235 | 36 | 375 | 58 | 1 | 0 | 652 | 7.4 |

Invalid responses include no response.

22N10) Has a friend or relative or anyone else ever expressed concern about your use of the following substance(s)?

(only includes students who have ever used this substance)

Heroin

| | Male | | Female | | Unknown | | Total | |
|---------------------------------|-------|------|--------|------|---------|------|-------|------|
| | Freq. | Pct. | Freq. | Pct. | Freq. | Pct. | Freq. | Pct. |
| 0 No, Never | 8 | 67 | 13 | 68 | 0 | 0 | 21 | 65.6 |
| 3 Yes, not in the past 3 months | 3 | 25 | 6 | 32 | 0 | 0 | 10 | 31.3 |
| 6 Yes, in the past 3 months | 1 | 8 | 0 | 0 | 0 | 0 | 1 | 3.1 |
| Valid responses = | 12 | 38 | 19 | 59 | 0 | 0 | 32 | 0.4 |

Invalid responses include no response.

22N11) Has a friend or relative or anyone else ever expressed concern about your use of the following substance(s)?

(only includes students who have ever used this substance)

Prescription opioids (morphine, codeine, fentanyl, oxycodone [OxyContin, Percocet], hydrocodone [Vicodin], methadone, buprenorphine [Suboxone], etc.)

[Please report nonmedical use only.]

| | Male | | Female | | Unknown | | Total | |
|---------------------------------|-------|------|--------|------|---------|------|-------|------|
| | Freq. | Pct. | Freq. | Pct. | Freq. | Pct. | Freq. | Pct. |
| 0 No, Never | 75 | 84 | 119 | 83 | 0 | 0 | 208 | 83.5 |
| 3 Yes, not in the past 3 months | 9 | 10 | 20 | 14 | 0 | 0 | 32 | 12.9 |
| 6 Yes, in the past 3 months | 5 | 6 | 4 | 3 | 0 | 0 | 9 | 3.6 |
| Valid responses = | 89 | 36 | 143 | 57 | 0 | 0 | 249 | 2.8 |

Invalid responses include no response.

22N12) Has a friend or relative or anyone else ever expressed concern about your use of the following substance(s)?

(only includes students who have ever used this substance)

Other

| | Male | | Female | | Unknown | | Total | |
|---------------------------------|-------|------|--------|------|---------|------|-------|------|
| | Freq. | Pct. | Freq. | Pct. | Freq. | Pct. | Freq. | Pct. |
| 0 No, Never | 20 | 87 | 24 | 86 | 0 | 0 | 48 | 84.2 |
| 3 Yes, not in the past 3 months | 2 | 9 | 1 | 4 | 0 | 0 | 3 | 5.3 |
| 6 Yes, in the past 3 months | 1 | 4 | 3 | 11 | 0 | 0 | 6 | 10.5 |
| Valid responses = | 23 | 40 | 28 | 49 | 0 | 0 | 57 | 0.6 |

Invalid responses include no response.

22O1) Have you ever tried and failed to control, cut down or stop using the following substance(s)? (only includes students who have ever used this substance)

Tobacco or nicotine delivery products (cigarettes, e-cigarettes, Juul or other vape products, water pipe or hookah, chewing tobacco, cigars, etc.)

| | Male | | Female | | Unknown | | Total | |
|---------------------------------|-------|------|--------|------|---------|------|-------|------|
| | Freq. | Pct. | Freq. | Pct. | Freq. | Pct. | Freq. | Pct. |
| 0 No, Never | 562 | 68 | 1426 | 74 | 0 | 0 | 2063 | 71.7 |
| 3 Yes, not in the past 3 months | 129 | 16 | 219 | 11 | 0 | 0 | 361 | 12.5 |
| 6 Yes, in the past 3 months | 137 | 17 | 296 | 15 | 0 | 0 | 453 | 15.7 |
| Valid responses = | 828 | 29 | 1941 | 67 | 0 | 0 | 2877 | 32.5 |

Invalid responses include no response.

22O2) Have you ever tried and failed to control, cut down or stop using the following substance(s)? (only includes students who have ever used this substance)

Alcoholic beverages (beer, wine, liquor, etc.)

| | Male | | Female | | Unknown | | Total | |
|---------------------------------|-------|------|--------|------|---------|------|-------|------|
| | Freq. | Pct. | Freq. | Pct. | Freq. | Pct. | Freq. | Pct. |
| 0 No, Never | 1378 | 92 | 4027 | 95 | 5 | 83 | 5607 | 93.7 |
| 3 Yes, not in the past 3 months | 55 | 4 | 93 | 2 | 1 | 17 | 161 | 2.7 |
| 6 Yes, in the past 3 months | 66 | 4 | 139 | 3 | 0 | 0 | 216 | 3.6 |
| Valid responses = | 1499 | 25 | 4259 | 71 | 6 | 0 | 5984 | 67.6 |

Invalid responses include no response.

22O3) Have you ever tried and failed to control, cut down or stop using the following substance(s)? (only includes students who have ever used this substance)

Cannabis (marijuana, weed, hash, edibles, vaped cannabis, etc.) [Please report nonmedical use only.]

| | Male | | Female | | Unknown | | Total | |
|---------------------------------|-------|------|--------|------|---------|------|-------|------|
| | Freq. | Pct. | Freq. | Pct. | Freq. | Pct. | Freq. | Pct. |
| 0 No, Never | 694 | 86 | 1975 | 90 | 2 | 100 | 2803 | 89.2 |
| 3 Yes, not in the past 3 months | 49 | 6 | 85 | 4 | 0 | 0 | 144 | 4.6 |
| 6 Yes, in the past 3 months | 60 | 8 | 127 | 6 | 0 | 0 | 195 | 6.2 |
| Valid responses = | 803 | 26 | 2187 | 70 | 2 | 0 | 3142 | 35.5 |

Invalid responses include no response.



AMERICAN COLLEGE HEALTH ASSOCIATION

American College Health Association-National College Health Assessment (ACHA-NCHA III)

Reference Group Data Report - Fall 2020

American College Health Association

8455 Colesville Road, Suite 740

Silver Spring, MD 20910

(410) 859-1500

www.acha.org

Undergraduate Students

December 18, 2023

FREQUENCY REPORT

Number of Surveys (n) =

8851 Web Surveys

2204) Have you ever tried and failed to control, cut down or stop using the following substance(s)? (only includes students who have ever used this substance)
Cocaine (coke, crack, etc.)

| | Male | | Female | | Unknown | | Total | |
|---------------------------------|-------|------|--------|------|---------|------|-------|------|
| | Freq. | Pct. | Freq. | Pct. | Freq. | Pct. | Freq. | Pct. |
| 0 No, Never | 121 | 88 | 209 | 89 | 0 | 0 | 344 | 89.1 |
| 3 Yes, not in the past 3 months | 13 | 10 | 19 | 8 | 0 | 0 | 32 | 8.3 |
| 6 Yes, in the past 3 months | 3 | 2 | 7 | 3 | 0 | 0 | 10 | 2.6 |
| Valid responses = | 137 | 35 | 235 | 61 | 0 | 0 | 386 | 4.4 |

Invalid responses include no response.

2205) Have you ever tried and failed to control, cut down or stop using the following substance(s)? (only includes students who have ever used this substance)
Prescription stimulants (Ritalin, Concerta, Dexedrine, Adderall, diet pills, etc.) [Please report nonmedical use only.]

| | Male | | Female | | Unknown | | Total | |
|---------------------------------|-------|------|--------|------|---------|------|-------|------|
| | Freq. | Pct. | Freq. | Pct. | Freq. | Pct. | Freq. | Pct. |
| 0 No, Never | 203 | 94 | 350 | 91 | 1 | 100 | 579 | 91.9 |
| 3 Yes, not in the past 3 months | 11 | 5 | 24 | 6 | 0 | 0 | 38 | 6.0 |
| 6 Yes, in the past 3 months | 3 | 1 | 10 | 3 | 0 | 0 | 13 | 2.1 |
| Valid responses = | 217 | 34 | 384 | 61 | 1 | 0 | 630 | 7.1 |

Invalid responses include no response.

2206) Have you ever tried and failed to control, cut down or stop using the following substance(s)? (only includes students who have ever used this substance)
Methamphetamine (speed, crystal meth, ice, etc.)

| | Male | | Female | | Unknown | | Total | |
|---------------------------------|-------|------|--------|------|---------|------|-------|------|
| | Freq. | Pct. | Freq. | Pct. | Freq. | Pct. | Freq. | Pct. |
| 0 No, Never | 11 | 69 | 25 | 63 | 0 | 0 | 39 | 66.1 |
| 3 Yes, not in the past 3 months | 5 | 31 | 13 | 33 | 0 | 0 | 18 | 30.5 |
| 6 Yes, in the past 3 months | 0 | 0 | 2 | 5 | 0 | 0 | 2 | 3.4 |
| Valid responses = | 16 | 27 | 40 | 68 | 0 | 0 | 59 | 0.7 |

Invalid responses include no response.

2207) Have you ever tried and failed to control, cut down or stop using the following substance(s)? (only includes students who have ever used this substance)
Inhalants (poppers, nitrous, glue, gas, paint thinner, etc.)

| | Male | | Female | | Unknown | | Total | |
|---------------------------------|-------|------|--------|------|---------|------|-------|------|
| | Freq. | Pct. | Freq. | Pct. | Freq. | Pct. | Freq. | Pct. |
| 0 No, Never | 53 | 91 | 84 | 91 | 0 | 0 | 156 | 92.3 |
| 3 Yes, not in the past 3 months | 3 | 5 | 7 | 8 | 0 | 0 | 10 | 5.9 |
| 6 Yes, in the past 3 months | 2 | 3 | 1 | 1 | 0 | 0 | 3 | 1.8 |
| Valid responses = | 58 | 34 | 92 | 54 | 0 | 0 | 169 | 1.9 |

Invalid responses include no response.

2208) Have you ever tried and failed to control, cut down or stop using the following substance(s)? (only includes students who have ever used this substance)
Sedatives or Sleeping Pills (Valium, Ativan, Xanax, Klonopin, Librium, Rohypnol, GHB, etc.) [Please report nonmedical use only.]

| | Male | | Female | | Unknown | | Total | |
|---------------------------------|-------|------|--------|------|---------|------|-------|------|
| | Freq. | Pct. | Freq. | Pct. | Freq. | Pct. | Freq. | Pct. |
| 0 No, Never | 102 | 92 | 197 | 87 | 1 | 100 | 318 | 88.3 |
| 3 Yes, not in the past 3 months | 8 | 7 | 23 | 10 | 0 | 0 | 34 | 9.4 |
| 6 Yes, in the past 3 months | 1 | 1 | 6 | 3 | 0 | 0 | 8 | 2.2 |
| Valid responses = | 111 | 31 | 226 | 63 | 1 | 0 | 360 | 4.1 |

Invalid responses include no response.

2209) Have you ever tried and failed to control, cut down or stop using the following substance(s)? (only includes students who have ever used this substance)
Hallucinogens (Ecstasy, MDMA, Molly, LSD, acid, mushrooms, PCP, Special K, etc.)

| | Male | | Female | | Unknown | | Total | |
|---------------------------------|-------|------|--------|------|---------|------|-------|------|
| | Freq. | Pct. | Freq. | Pct. | Freq. | Pct. | Freq. | Pct. |
| 0 No, Never | 222 | 95 | 352 | 94 | 1 | 100 | 615 | 94.5 |
| 3 Yes, not in the past 3 months | 10 | 4 | 16 | 4 | 0 | 0 | 27 | 4.1 |
| 6 Yes, in the past 3 months | 3 | 1 | 6 | 2 | 0 | 0 | 9 | 1.4 |
| Valid responses = | 235 | 36 | 374 | 57 | 1 | 0 | 651 | 7.4 |

Invalid responses include no response.

22010) Have you ever tried and failed to control, cut down or stop using the following substance(s)? (only includes students who have ever used this substance)
Heroin

| | Male | | Female | | Unknown | | Total | |
|---------------------------------|-------|------|--------|------|---------|------|-------|------|
| | Freq. | Pct. | Freq. | Pct. | Freq. | Pct. | Freq. | Pct. |
| 0 No, Never | 7 | 58 | 13 | 72 | 0 | 0 | 21 | 67.7 |
| 3 Yes, not in the past 3 months | 4 | 33 | 5 | 28 | 0 | 0 | 9 | 29.0 |
| 6 Yes, in the past 3 months | 1 | 8 | 0 | 0 | 0 | 0 | 1 | 3.2 |
| Valid responses = | 12 | 39 | 18 | 58 | 0 | 0 | 31 | 0.4 |

Invalid responses include no response.



AMERICAN COLLEGE HEALTH ASSOCIATION

American College Health Association-National College Health Assessment (ACHA-NCHA III)

Reference Group Data Report - Fall 2020

American College Health Association

8455 Colesville Road, Suite 740

Silver Spring, MD 20910

(410) 859-1500

www.acha.org

Undergraduate Students

December 18, 2023

FREQUENCY REPORT

Number of Surveys (n) =

8851 Web Surveys

22O11) Have you ever tried and failed to control, cut down or stop using the following substance(s)? (only includes students who have ever used this substance)
Prescription opioids (morphine, codeine, fentanyl, oxycodone [OxyContin, Percocet], hydrocodone [Vicodin], methadone, buprenorphine [Suboxone], etc.)
[Please report nonmedical use only.]

| | Male | | Female | | Unknown | | Total | |
|---------------------------------|-------|------|--------|------|---------|------|-------|------|
| | Freq. | Pct. | Freq. | Pct. | Freq. | Pct. | Freq. | Pct. |
| 0 No, Never | 78 | 88 | 120 | 85 | 0 | 0 | 212 | 85.8 |
| 3 Yes, not in the past 3 months | 10 | 11 | 18 | 13 | 0 | 0 | 31 | 12.6 |
| 6 Yes, in the past 3 months | 1 | 1 | 3 | 2 | 0 | 0 | 4 | 1.6 |
| Valid responses = | 89 | 36 | 141 | 57 | 0 | 0 | 247 | 2.8 |

Invalid responses include no response.

22O12) Have you ever tried and failed to control, cut down or stop using the following substance(s)? (only includes students who have ever used this substance)
Other

| | Male | | Female | | Unknown | | Total | |
|---------------------------------|-------|------|--------|------|---------|------|-------|------|
| | Freq. | Pct. | Freq. | Pct. | Freq. | Pct. | Freq. | Pct. |
| 0 No, Never | 19 | 86 | 24 | 83 | 0 | 0 | 49 | 86.0 |
| 3 Yes, not in the past 3 months | 3 | 14 | 3 | 10 | 0 | 0 | 6 | 10.5 |
| 6 Yes, in the past 3 months | 0 | 0 | 2 | 7 | 0 | 0 | 2 | 3.5 |
| Valid responses = | 22 | 39 | 29 | 51 | 0 | 0 | 57 | 0.6 |

Invalid responses include no response.

22P) Have you ever used any drug by injection? [RECREATIONAL or NON-MEDICAL USE ONLY] (only includes students who have ever used any substance)

| | Male | | Female | | Unknown | | Total | |
|---------------------------------|-------|------|--------|------|---------|------|-------|------|
| | Freq. | Pct. | Freq. | Pct. | Freq. | Pct. | Freq. | Pct. |
| 0 No, Never | 1554 | 100 | 4398 | 100 | 5 | 100 | 6187 | 99.6 |
| 1 Yes, not in the past 3 months | 6 | 0 | 13 | 0 | 0 | 0 | 21 | 0.3 |
| 2 Yes, in the past 3 months | 2 | 0 | 2 | 0 | 0 | 0 | 4 | 0.1 |
| Valid responses = | 1562 | 25 | 4413 | 71 | 5 | 0 | 6212 | 70.2 |

Invalid responses include no response.

22Q) In the past 3 months, how often have you injected drugs? [RECREATIONAL or NON-MEDICAL USE ONLY]
(only includes students who have used drugs by injection within the last 3 months)

| | Male | | Female | | Unknown | | Total | |
|---------------------------|-------|------|--------|------|---------|------|-------|------|
| | Freq. | Pct. | Freq. | Pct. | Freq. | Pct. | Freq. | Pct. |
| 0 Once per week or less | 1 | 50 | 2 | 100 | 0 | 0 | 3 | 75.0 |
| 1 More than once per week | 1 | 50 | 0 | 0 | 0 | 0 | 1 | 25.0 |
| Valid responses = | 2 | 50 | 2 | 50 | 0 | 0 | 4 | 0.0 |

Invalid responses include no response.

23A) Within the last 3 months, which tobacco products have you used? (only includes students who have used tobacco or nicotine in the last 3 months)
Cigarettes

| | Male | | Female | | Unknown | | Total | |
|-------------------|-------|------|--------|------|---------|------|-------|------|
| | Freq. | Pct. | Freq. | Pct. | Freq. | Pct. | Freq. | Pct. |
| 1 No | 370 | 62 | 928 | 72 | 0 | 0 | 1329 | 67.5 |
| 2 Yes | 229 | 38 | 366 | 28 | 0 | 0 | 641 | 32.5 |
| Valid responses = | 599 | 30 | 1294 | 66 | 0 | 0 | 1970 | 22.3 |

Invalid responses include no response.

23B) Within the last 3 months, which tobacco products have you used? (only includes students who have used tobacco or nicotine in the last 3 months)
E-cigarettes or other vape products (for example: Juul, etc.)

| | Male | | Female | | Unknown | | Total | |
|-------------------|-------|------|--------|------|---------|------|-------|------|
| | Freq. | Pct. | Freq. | Pct. | Freq. | Pct. | Freq. | Pct. |
| 1 No | 151 | 25 | 251 | 19 | 0 | 0 | 431 | 21.8 |
| 2 Yes | 448 | 75 | 1051 | 81 | 0 | 0 | 1547 | 78.2 |
| Valid responses = | 599 | 30 | 1302 | 66 | 0 | 0 | 1978 | 22.3 |

Invalid responses include no response.

23C) Within the last 3 months, which tobacco products have you used? (only includes students who have used tobacco or nicotine in the last 3 months)
Water pipe or hookah

| | Male | | Female | | Unknown | | Total | |
|-------------------|-------|------|--------|------|---------|------|-------|------|
| | Freq. | Pct. | Freq. | Pct. | Freq. | Pct. | Freq. | Pct. |
| 1 No | 518 | 89 | 1156 | 90 | 0 | 0 | 1746 | 89.9 |
| 2 Yes | 66 | 11 | 126 | 10 | 0 | 0 | 197 | 10.1 |
| Valid responses = | 584 | 30 | 1282 | 66 | 0 | 0 | 1943 | 22.0 |

Invalid responses include no response.

23D) Within the last 3 months, which tobacco products have you used? (only includes students who have used tobacco or nicotine in the last 3 months)
Chewing or smokeless tobacco

| | Male | | Female | | Unknown | | Total | |
|-------------------|-------|------|--------|------|---------|------|-------|------|
| | Freq. | Pct. | Freq. | Pct. | Freq. | Pct. | Freq. | Pct. |
| 1 No | 464 | 79 | 1247 | 97 | 0 | 0 | 1783 | 91.5 |
| 2 Yes | 127 | 22 | 33 | 3 | 0 | 0 | 165 | 8.5 |
| Valid responses = | 591 | 30 | 1280 | 66 | 0 | 0 | 1948 | 22.0 |

Invalid responses include no response.



AMERICAN COLLEGE HEALTH ASSOCIATION

American College Health Association-National College Health Assessment (ACHA-NCHA III)

Reference Group Data Report - Fall 2020

American College Health Association

8455 Colesville Road, Suite 740

Silver Spring, MD 20910

(410) 859-1500

www.acha.org

Undergraduate Students

December 18, 2023

FREQUENCY REPORT

Number of Surveys (n) =

8851

Web

Surveys

23E) Within the last 3 months, which tobacco products have you used? (only includes students who have used tobacco or nicotine in the last 3 months)

Cigars or little cigars

| | Male | | Female | | Unknown | | Total | |
|-------------------|-------|------|--------|------|---------|------|-------|------|
| | Freq. | Pct. | Freq. | Pct. | Freq. | Pct. | Freq. | Pct. |
| 1 No | 410 | 69 | 1183 | 93 | 0 | 0 | 1658 | 85.1 |
| 2 Yes | 184 | 31 | 95 | 7 | 0 | 0 | 291 | 14.9 |
| Valid responses = | 594 | 30 | 1278 | 66 | 0 | 0 | 1949 | 22.0 |

Invalid responses include no response.

23F) Within the last 3 months, which tobacco products have you used? (only includes students who have used tobacco or nicotine in the last 3 months)

Other

| | Male | | Female | | Unknown | | Total | |
|-------------------|-------|------|--------|------|---------|------|-------|------|
| | Freq. | Pct. | Freq. | Pct. | Freq. | Pct. | Freq. | Pct. |
| 1 No | 459 | 96 | 1090 | 99 | 0 | 0 | 1608 | 97.9 |
| 2 Yes | 21 | 4 | 12 | 1 | 0 | 0 | 35 | 2.1 |
| Valid responses = | 480 | 29 | 1102 | 67 | 0 | 0 | 1643 | 18.6 |

Invalid responses include no response.

24) When, if ever, was the last time you used cannabis/marijuana? Please include medical and non-medical use.

| | Male | | Female | | Unknown | | Total | |
|---|-------|------|--------|------|---------|------|-------|------|
| | Freq. | Pct. | Freq. | Pct. | Freq. | Pct. | Freq. | Pct. |
| 1 Never | 1365 | 60 | 3665 | 59 | 15 | 83 | 5211 | 59.1 |
| 2 Within the last 2 weeks | 340 | 15 | 868 | 14 | 2 | 11 | 1277 | 14.5 |
| 3 More than 2 weeks but within 30 days | 84 | 4 | 233 | 4 | 0 | 0 | 328 | 3.7 |
| 4 More than 30 days but within 3 months | 129 | 6 | 287 | 5 | 1 | 6 | 437 | 5.0 |
| 5 More than 3 months but within 12 months | 137 | 6 | 465 | 8 | 0 | 0 | 630 | 7.1 |
| 6 More than 12 months ago | 233 | 10 | 660 | 11 | 0 | 0 | 930 | 10.6 |
| Valid responses = | 2288 | 26 | 6178 | 70 | 18 | 0 | 8813 | 99.6 |

Invalid responses include no response.

25A) When, if ever, was the last time you drank alcohol?

| | Male | | Female | | Unknown | | Total | |
|---|-------|------|--------|------|---------|------|-------|------|
| | Freq. | Pct. | Freq. | Pct. | Freq. | Pct. | Freq. | Pct. |
| 1 Never | 623 | 27 | 1457 | 24 | 8 | 42 | 2177 | 24.7 |
| 2 Within the last 2 weeks | 1047 | 46 | 2879 | 47 | 4 | 21 | 4058 | 46.0 |
| 3 More than 2 weeks but within 30 days | 177 | 8 | 644 | 10 | 2 | 11 | 861 | 9.8 |
| 4 More than 30 days but within 3 months | 164 | 7 | 524 | 9 | 1 | 5 | 716 | 8.1 |
| 5 More than 3 months but within 12 months | 146 | 6 | 428 | 7 | 2 | 11 | 605 | 6.9 |
| 6 More than 12 months ago | 134 | 6 | 253 | 4 | 2 | 11 | 408 | 4.6 |
| Valid responses = | 2291 | 26 | 6185 | 70 | 19 | 0 | 8825 | 99.7 |

Invalid responses include no response.

25B1) The last time you drank alcohol: (only includes students who drank alcohol within the last 3 months)

Did you get drunk?

| | Male | | Female | | Unknown | | Total | |
|-------------------|-------|------|--------|------|---------|------|-------|------|
| | Freq. | Pct. | Freq. | Pct. | Freq. | Pct. | Freq. | Pct. |
| 1 No | 822 | 60 | 2548 | 63 | 4 | 67 | 3496 | 62.4 |
| 2 Yes | 560 | 41 | 1479 | 37 | 2 | 33 | 2110 | 37.6 |
| Valid responses = | 1382 | 25 | 4027 | 72 | 6 | 0 | 5606 | 63.3 |

Invalid responses include no response.

25B2) The last time you drank alcohol: (only includes students who drank alcohol within the last 3 months)

Did you intend to get drunk?

| | Male | | Female | | Unknown | | Total | |
|-------------------|-------|------|--------|------|---------|------|-------|------|
| | Freq. | Pct. | Freq. | Pct. | Freq. | Pct. | Freq. | Pct. |
| 1 No | 793 | 58 | 2509 | 62 | 4 | 67 | 3419 | 61.0 |
| 2 Yes | 587 | 43 | 1520 | 38 | 2 | 33 | 2189 | 39.0 |
| Valid responses = | 1380 | 25 | 4029 | 72 | 6 | 0 | 5608 | 63.4 |

Invalid responses include no response.



AMERICAN COLLEGE HEALTH ASSOCIATION

American College Health Association-National College Health Assessment (ACHA-NCHA III)

Reference Group Data Report - Fall 2020

American College Health Association

8455 Colesville Road, Suite 740

Silver Spring, MD 20910

(410) 859-1500

www.acha.org

Undergraduate Students

December 18, 2023

FREQUENCY REPORT

Number of Surveys (n) =

8851

Web

Surveys

26) One drink of alcohol is defined as a 12 oz. can or bottle of beer or wine cooler, a 4 oz. glass of wine, or a shot of liquor straight or in a mixed drink.

(only includes students who drank alcohol within the last 3 months)

The last time you drank alcohol in a social setting, how many drinks of alcohol did you have?

| | Male | | Female | | Unknown | | Total | | |
|---------------------|-------|------|--------|------|---------|------|-------|------|--|
| | Freq. | Pct. | Freq. | Pct. | Freq. | Pct. | Freq. | Pct. | |
| 0 0 Drinks | 33 | 2 | 94 | 2 | 2 | 40 | 136 | 2.4 | |
| 1 1 to 2 Drinks | 519 | 38 | 2002 | 50 | 2 | 40 | 2625 | 46.9 | |
| 2 3 to 4 Drinks | 316 | 23 | 1079 | 27 | 1 | 20 | 1443 | 25.8 | |
| 3 5 to 6 Drinks | 219 | 16 | 555 | 14 | 0 | 0 | 793 | 14.2 | |
| 4 7 to 8 Drinks | 112 | 8 | 175 | 4 | 0 | 0 | 297 | 5.3 | |
| 5 9 to 10 Drinks | 84 | 6 | 74 | 2 | 0 | 0 | 160 | 2.9 | |
| 6 11 or More Drinks | 97 | 7 | 48 | 1 | 0 | 0 | 148 | 2.6 | |
| Total | 1380 | 25 | 4027 | 72 | 5 | 0 | 5602 | 63.3 | |

Invalid responses include no response.

| | Mean | Median | Std Dev | Min | Max |
|---------|------|--------|---------|-----|-----|
| Male | 4.50 | 3.00 | 4.46 | 0 | 85 |
| Female | 3.06 | 2.00 | 2.49 | 0 | 40 |
| Overall | 3.41 | 3.00 | 3.16 | 0 | 85 |

27) One drink of alcohol is defined as a 12 oz. can or bottle of beer or wine cooler, a 4 oz. glass of wine, or a shot of liquor straight or in a mixed drink.

(only includes students who drank alcohol within the last 3 months)

The last time you drank alcohol in a social setting, over how many hours did you drink alcohol?

| | Male | | Female | | Unknown | | Total | | |
|--------------------|-------|------|--------|------|---------|------|-------|------|--|
| | Freq. | Pct. | Freq. | Pct. | Freq. | Pct. | Freq. | Pct. | |
| 0 0 Hours | 58 | 4 | 126 | 3 | 2 | 40 | 193 | 3.4 | |
| 1 1 to 2 Hours | 521 | 38 | 1577 | 39 | 2 | 40 | 2183 | 39.0 | |
| 2 3 to 4 Hours | 478 | 35 | 1406 | 35 | 1 | 20 | 1953 | 34.9 | |
| 3 5 to 6 Hours | 251 | 18 | 739 | 18 | 0 | 0 | 1017 | 18.2 | |
| 4 7 to 8 Hours | 45 | 3 | 130 | 3 | 0 | 0 | 178 | 3.2 | |
| 5 9 to 10 Hours | 11 | 1 | 27 | 1 | 0 | 0 | 40 | 0.7 | |
| 6 11 or More Hours | 18 | 1 | 19 | 1 | 0 | 0 | 37 | 0.7 | |
| Total | 1382 | 25 | 4024 | 72 | 5 | 0 | 5601 | 63.3 | |

Invalid responses include no response.

| | Mean | Median | Std Dev | Min | Max |
|---------|------|--------|---------|-----|-----|
| Male | 3.23 | 3.00 | 2.33 | 0 | 33 |
| Female | 3.16 | 3.00 | 1.98 | 0 | 20 |
| Overall | 3.17 | 3.00 | 2.06 | 0 | 33 |

28) Over the last two weeks, how many times have you had five or more drinks (males) or four or more drinks (females) containing any kind of alcohol at a sitting?

(only includes students who drank alcohol within the last 2 weeks)

| | Male | | Female | | Unknown | | Total | | |
|---------------------|-------|------|--------|------|---------|------|-------|------|--|
| | Freq. | Pct. | Freq. | Pct. | Freq. | Pct. | Freq. | Pct. | |
| 1 None | 442 | 42 | 1469 | 51 | 3 | 100 | 1990 | 49.2 | |
| 2 1 time | 234 | 22 | 709 | 25 | 0 | 0 | 969 | 24.0 | |
| 3 2 times | 166 | 16 | 348 | 12 | 0 | 0 | 524 | 13.0 | |
| 4 3 times | 78 | 8 | 149 | 5 | 0 | 0 | 234 | 5.8 | |
| 5 4 times | 50 | 5 | 115 | 4 | 0 | 0 | 169 | 4.2 | |
| 6 5 times | 29 | 3 | 27 | 1 | 0 | 0 | 57 | 1.4 | |
| 7 6 times | 19 | 2 | 23 | 1 | 0 | 0 | 43 | 1.1 | |
| 8 7 times | 6 | 1 | 10 | 0 | 0 | 0 | 17 | 0.4 | |
| 9 8 times | 5 | 1 | 7 | 0 | 0 | 0 | 12 | 0.3 | |
| 10 9 times | 3 | 0 | 2 | 0 | 0 | 0 | 7 | 0.2 | |
| 11 10 or more times | 12 | 1 | 10 | 0 | 0 | 0 | 22 | 0.5 | |
| Total | 1044 | 26 | 2869 | 71 | 3 | 0 | 4044 | 45.7 | |

Invalid responses include no response.

29A) Within the last 12 months, have you experienced any of the following when drinking alcohol? (only includes students who drank alcohol within the last 12 months)

Did something I later regretted

| | Male | | Female | | Unknown | | Total | | |
|-------------------|-------|------|--------|------|---------|------|-------|------|--|
| | Freq. | Pct. | Freq. | Pct. | Freq. | Pct. | Freq. | Pct. | |
| 1 No | 1273 | 83 | 3654 | 82 | 6 | 86 | 5114 | 82.4 | |
| 2 Yes | 259 | 17 | 795 | 18 | 1 | 14 | 1095 | 17.6 | |
| Valid responses = | 1532 | 25 | 4449 | 72 | 7 | 0 | 6209 | 70.2 | |

Invalid responses include no response.



AMERICAN COLLEGE HEALTH ASSOCIATION

American College Health Association-National College Health Assessment (ACHA-NCHA III)
Reference Group Data Report - Fall 2020
 American College Health Association
 8455 Colesville Road, Suite 740
 Silver Spring, MD 20910
 (410) 859-1500
www.acha.org

December 18, 2023
 FREQUENCY REPORT
 Number of Surveys (n) = 8851 Web Surveys

29B) Within the last 12 months, have you experienced any of the following when drinking alcohol? (only includes students who drank alcohol within the last 12 months)
Blackout (forgot where I was or what I did for a large period of time and cannot remember, even when someone reminds me)

| | Male | | Female | | Unknown | | Total | |
|-------------------|-------|------|--------|------|---------|------|-------|------|
| | Freq. | Pct. | Freq. | Pct. | Freq. | Pct. | Freq. | Pct. |
| 1 No | 1341 | 88 | 3960 | 89 | 6 | 86 | 5509 | 88.7 |
| 2 Yes | 188 | 12 | 492 | 11 | 1 | 14 | 700 | 11.3 |
| Valid responses = | 1529 | 25 | 4452 | 72 | 7 | 0 | 6209 | 70.2 |

Invalid responses include no response.

29C) Within the last 12 months, have you experienced any of the following when drinking alcohol? (only includes students who drank alcohol within the last 12 months)
Brownout (forgot where I was or what I did for short periods of time, but can remember once someone reminds me)

| | Male | | Female | | Unknown | | Total | |
|-------------------|-------|------|--------|------|---------|------|-------|------|
| | Freq. | Pct. | Freq. | Pct. | Freq. | Pct. | Freq. | Pct. |
| 1 No | 1216 | 80 | 3466 | 78 | 6 | 86 | 4871 | 78.5 |
| 2 Yes | 311 | 20 | 982 | 22 | 1 | 14 | 1333 | 21.5 |
| Valid responses = | 1527 | 25 | 4448 | 72 | 7 | 0 | 6204 | 70.1 |

Invalid responses include no response.

29D) Within the last 12 months, have you experienced any of the following when drinking alcohol? (only includes students who drank alcohol within the last 12 months)
Got in trouble with the police

| | Male | | Female | | Unknown | | Total | |
|-------------------|-------|------|--------|------|---------|------|-------|------|
| | Freq. | Pct. | Freq. | Pct. | Freq. | Pct. | Freq. | Pct. |
| 1 No | 1508 | 99 | 4418 | 99 | 7 | 100 | 6154 | 99.0 |
| 2 Yes | 23 | 2 | 39 | 1 | 0 | 0 | 63 | 1.0 |
| Valid responses = | 1531 | 25 | 4457 | 72 | 7 | 0 | 6217 | 70.2 |

Invalid responses include no response.

29E) Within the last 12 months, have you experienced any of the following when drinking alcohol? (only includes students who drank alcohol within the last 12 months)
Got in trouble with college/university authorities

| | Male | | Female | | Unknown | | Total | |
|-------------------|-------|------|--------|------|---------|------|-------|------|
| | Freq. | Pct. | Freq. | Pct. | Freq. | Pct. | Freq. | Pct. |
| 1 No | 1514 | 99 | 4418 | 99 | 6 | 86 | 6158 | 99.2 |
| 2 Yes | 15 | 1 | 31 | 1 | 1 | 14 | 49 | 0.8 |
| Valid responses = | 1529 | 25 | 4449 | 72 | 7 | 0 | 6207 | 70.1 |

Invalid responses include no response.

29F) Within the last 12 months, have you experienced any of the following when drinking alcohol? (only includes students who drank alcohol within the last 12 months)
Someone had sex with me without my consent

| | Male | | Female | | Unknown | | Total | |
|-------------------|-------|------|--------|------|---------|------|-------|------|
| | Freq. | Pct. | Freq. | Pct. | Freq. | Pct. | Freq. | Pct. |
| 1 No | 1523 | 100 | 4354 | 98 | 7 | 100 | 6098 | 98.2 |
| 2 Yes | 7 | 1 | 99 | 2 | 0 | 0 | 113 | 1.8 |
| Valid responses = | 1530 | 25 | 4453 | 72 | 7 | 0 | 6211 | 70.2 |

Invalid responses include no response.

29G) Within the last 12 months, have you experienced any of the following when drinking alcohol? (only includes students who drank alcohol within the last 12 months)
Had sex with someone without their consent

| | Male | | Female | | Unknown | | Total | |
|-------------------|-------|------|--------|------|---------|------|-------|------|
| | Freq. | Pct. | Freq. | Pct. | Freq. | Pct. | Freq. | Pct. |
| 1 No | 1527 | 100 | 4443 | 100 | 7 | 100 | 6198 | 99.8 |
| 2 Yes | 4 | 0 | 9 | 0 | 0 | 0 | 14 | 0.2 |
| Valid responses = | 1531 | 25 | 4452 | 72 | 7 | 0 | 6212 | 70.2 |

Invalid responses include no response.

29H) Within the last 12 months, have you experienced any of the following when drinking alcohol? (only includes students who drank alcohol within the last 12 months)
Had unprotected sex

| | Male | | Female | | Unknown | | Total | |
|-------------------|-------|------|--------|------|---------|------|-------|------|
| | Freq. | Pct. | Freq. | Pct. | Freq. | Pct. | Freq. | Pct. |
| 1 No | 1339 | 88 | 3851 | 87 | 5 | 71 | 5394 | 87.0 |
| 2 Yes | 182 | 12 | 599 | 14 | 2 | 29 | 805 | 13.0 |
| Valid responses = | 1521 | 25 | 4450 | 72 | 7 | 0 | 6199 | 70.0 |

Invalid responses include no response.

29I) Within the last 12 months, have you experienced any of the following when drinking alcohol? (only includes students who drank alcohol within the last 12 months)
Physically injured myself

| | Male | | Female | | Unknown | | Total | |
|-------------------|-------|------|--------|------|---------|------|-------|------|
| | Freq. | Pct. | Freq. | Pct. | Freq. | Pct. | Freq. | Pct. |
| 1 No | 1416 | 93 | 4149 | 93 | 6 | 86 | 5773 | 92.9 |
| 2 Yes | 109 | 7 | 308 | 7 | 1 | 14 | 438 | 7.1 |
| Valid responses = | 1525 | 25 | 4457 | 72 | 7 | 0 | 6211 | 70.2 |

Invalid responses include no response.



AMERICAN COLLEGE HEALTH ASSOCIATION

American College Health Association-National College Health Assessment (ACHA-NCHA III)

Reference Group Data Report - Fall 2020

American College Health Association

8455 Colesville Road, Suite 740

Silver Spring, MD 20910

(410) 859-1500

www.acha.org

Undergraduate Students

December 18, 2023

FREQUENCY REPORT

Number of Surveys (n) =

8851 Web Surveys

29J) Within the last 12 months, have you experienced any of the following when drinking alcohol? (only includes students who drank alcohol within the last 12 months)
Physically injured another person

| | Male | | Female | | Unknown | | Total | |
|-------------------|-------|------|--------|------|---------|------|-------|------|
| | Freq. | Pct. | Freq. | Pct. | Freq. | Pct. | Freq. | Pct. |
| 1 No | 1512 | 99 | 4431 | 99 | 7 | 100 | 6167 | 99.3 |
| 2 Yes | 17 | 1 | 25 | 1 | 0 | 0 | 46 | 0.7 |
| Valid responses = | 1529 | 25 | 4456 | 72 | 7 | 0 | 6213 | 70.2 |

Invalid responses include no response.

29K) Within the last 12 months, have you experienced any of the following when drinking alcohol? (only includes students who drank alcohol within the last 12 months)
Seriously considered suicide

| | Male | | Female | | Unknown | | Total | |
|-------------------|-------|------|--------|------|---------|------|-------|------|
| | Freq. | Pct. | Freq. | Pct. | Freq. | Pct. | Freq. | Pct. |
| 1 No | 1473 | 97 | 4335 | 98 | 7 | 100 | 6020 | 97.1 |
| 2 Yes | 52 | 3 | 109 | 3 | 0 | 0 | 178 | 2.9 |
| Valid responses = | 1525 | 25 | 4444 | 72 | 7 | 0 | 6198 | 70.0 |

Invalid responses include no response.

29L) Within the last 12 months, have you experienced any of the following when drinking alcohol? (only includes students who drank alcohol within the last 12 months)
Needed medical help

| | Male | | Female | | Unknown | | Total | |
|-------------------|-------|------|--------|------|---------|------|-------|------|
| | Freq. | Pct. | Freq. | Pct. | Freq. | Pct. | Freq. | Pct. |
| 1 No | 1509 | 99 | 4404 | 99 | 7 | 100 | 6134 | 99.0 |
| 2 Yes | 16 | 1 | 40 | 1 | 0 | 0 | 63 | 1.0 |
| Valid responses = | 1525 | 25 | 4444 | 72 | 7 | 0 | 6197 | 70.0 |

Invalid responses include no response.

30A) Within the last 30 days, did you drive after drinking any alcohol at all?

(only includes students who drank alcohol within the last 30 days AND drove a car within the last 30 days)

| | Male | | Female | | Unknown | | Total | |
|-------------------|-------|------|--------|------|---------|------|-------|------|
| | Freq. | Pct. | Freq. | Pct. | Freq. | Pct. | Freq. | Pct. |
| 1 No | 923 | 86 | 2770 | 91 | 4 | 100 | 3799 | 89.5 |
| 2 Yes | 148 | 14 | 277 | 9 | 0 | 0 | 444 | 10.5 |
| Valid responses = | 1071 | 25 | 3047 | 72 | 4 | 0 | 4243 | 47.9 |

Invalid responses include no response.

30B) Within the last 12 months, to what extent did your alcohol use affect your academic performance? (only includes students who drank alcohol within the last 12 months)

| | Male | | Female | | Unknown | | Total | |
|--|-------|------|--------|------|---------|------|-------|------|
| | Freq. | Pct. | Freq. | Pct. | Freq. | Pct. | Freq. | Pct. |
| 1 Alcohol use did not affect academic performance | 1482 | 97 | 4361 | 98 | 6 | 86 | 6065 | 97.8 |
| 2 Alcohol use negatively impacted performance in class | 43 | 3 | 67 | 2 | 0 | 0 | 113 | 1.8 |
| 3 Alcohol use delayed progress towards degree | 4 | 0 | 17 | 0 | 1 | 14 | 24 | 0.4 |
| Valid responses = | 1529 | 25 | 4445 | 72 | 7 | 0 | 6202 | 70.1 |

Invalid responses include no response.

31A) Within the last 30 days, did you drive within 6 hours of using cannabis/marijuana?

(only includes students who used cannabis within the last 30 days AND drove a car within the last 30 days)

| | Male | | Female | | Unknown | | Total | |
|-------------------|-------|------|--------|------|---------|------|-------|------|
| | Freq. | Pct. | Freq. | Pct. | Freq. | Pct. | Freq. | Pct. |
| 1 No | 219 | 63 | 625 | 69 | 0 | 0 | 879 | 67.3 |
| 2 Yes | 129 | 37 | 279 | 31 | 1 | 100 | 428 | 32.7 |
| Valid responses = | 348 | 27 | 904 | 69 | 1 | 0 | 1307 | 14.8 |

Invalid responses include no response.

31B) Within the last 12 months, to what extent did your cannabis/marijuana use affect your academic performance?

(only includes students who used cannabis within the last 12 months)

| | Male | | Female | | Unknown | | Total | |
|--|-------|------|--------|------|---------|------|-------|------|
| | Freq. | Pct. | Freq. | Pct. | Freq. | Pct. | Freq. | Pct. |
| 1 Marijuana use did not affect academic performance | 621 | 94 | 1731 | 96 | 0 | 0 | 2461 | 95.4 |
| 2 Marijuana use negatively impacted performance in class | 32 | 5 | 58 | 3 | 2 | 100 | 100 | 3.9 |
| 3 Marijuana use delayed progress towards degree | 6 | 1 | 12 | 1 | 0 | 0 | 20 | 0.8 |
| Valid responses = | 659 | 26 | 1801 | 70 | 2 | 0 | 2581 | 29.2 |

Invalid responses include no response.

32) Do you identify as a person in recovery from alcohol or other drug use?

| | Male | | Female | | Unknown | | Total | |
|-------------------|-------|------|--------|------|---------|------|-------|------|
| | Freq. | Pct. | Freq. | Pct. | Freq. | Pct. | Freq. | Pct. |
| 1 No | 1628 | 98 | 4665 | 99 | 9 | 100 | 6531 | 98.4 |
| 2 Yes | 33 | 2 | 59 | 1 | 0 | 0 | 104 | 1.6 |
| Valid responses = | 1661 | 25 | 4724 | 71 | 9 | 0 | 6635 | 75.0 |

Invalid responses include no response.



AMERICAN COLLEGE HEALTH ASSOCIATION

American College Health Association-National College Health Assessment (ACHA-NCHA III)

Reference Group Data Report - Fall 2020

American College Health Association

8455 Colesville Road, Suite 740

Silver Spring, MD 20910

(410) 859-1500

www.acha.org

Undergraduate Students

December 18, 2023

FREQUENCY REPORT

Number of Surveys (n) =

8851

Web

Surveys

The following text was displayed to students before this section:

As you answer questions in this section, please include only sexual experiences for which you gave consent and exclude any sexual contact for which you did not consent.

33A) When, if ever, was the last time you had:

Oral sex (oral/genital contact)?

| | Male | | Female | | Unknown | | Total | |
|---|-------|------|--------|------|---------|------|-------|------|
| | Freq. | Pct. | Freq. | Pct. | Freq. | Pct. | Freq. | Pct. |
| 1 Never | 900 | 40 | 2282 | 37 | 11 | 61 | 3319 | 37.9 |
| 2 Within the last 2 weeks | 609 | 27 | 1965 | 32 | 1 | 6 | 2661 | 30.4 |
| 3 More than 2 weeks but within 30 days | 132 | 6 | 468 | 8 | 1 | 6 | 623 | 7.1 |
| 4 More than 30 days but within 3 months | 158 | 7 | 456 | 7 | 1 | 6 | 633 | 7.2 |
| 5 More than 3 months but within 12 months | 254 | 11 | 545 | 9 | 2 | 11 | 841 | 9.6 |
| 6 More than 12 months ago | 224 | 10 | 423 | 7 | 2 | 11 | 688 | 7.8 |
| Valid responses = | 2277 | 26 | 6139 | 70 | 18 | 0 | 8765 | 99.0 |

Invalid responses include no response.

33B) When, if ever, was the last time you had:

Vaginal intercourse (penis in vagina)?

| | Male | | Female | | Unknown | | Total | |
|---|-------|------|--------|------|---------|------|-------|------|
| | Freq. | Pct. | Freq. | Pct. | Freq. | Pct. | Freq. | Pct. |
| 1 Never | 1056 | 47 | 2400 | 39 | 11 | 61 | 3656 | 41.7 |
| 2 Within the last 2 weeks | 593 | 26 | 2196 | 36 | 2 | 11 | 2855 | 32.6 |
| 3 More than 2 weeks but within 30 days | 94 | 4 | 382 | 6 | 1 | 6 | 490 | 5.6 |
| 4 More than 30 days but within 3 months | 122 | 5 | 371 | 6 | 1 | 6 | 506 | 5.8 |
| 5 More than 3 months but within 12 months | 206 | 9 | 433 | 7 | 2 | 11 | 666 | 7.6 |
| 6 More than 12 months ago | 199 | 9 | 359 | 6 | 1 | 6 | 587 | 6.7 |
| Valid responses = | 2270 | 26 | 6141 | 70 | 18 | 0 | 8760 | 99.0 |

Invalid responses include no response.

33C) When, if ever, was the last time you had:

Anal intercourse (penis in anus)?

| | Male | | Female | | Unknown | | Total | |
|---|-------|------|--------|------|---------|------|-------|------|
| | Freq. | Pct. | Freq. | Pct. | Freq. | Pct. | Freq. | Pct. |
| 1 Never | 1851 | 82 | 5116 | 84 | 15 | 83 | 7246 | 83.1 |
| 2 Within the last 2 weeks | 85 | 4 | 117 | 2 | 0 | 0 | 216 | 2.5 |
| 3 More than 2 weeks but within 30 days | 24 | 1 | 73 | 1 | 1 | 6 | 105 | 1.2 |
| 4 More than 30 days but within 3 months | 49 | 2 | 116 | 2 | 0 | 0 | 171 | 2.0 |
| 5 More than 3 months but within 12 months | 76 | 3 | 233 | 4 | 1 | 6 | 323 | 3.7 |
| 6 More than 12 months ago | 175 | 8 | 457 | 8 | 1 | 6 | 656 | 7.5 |
| Valid responses = | 2260 | 26 | 6112 | 70 | 18 | 0 | 8717 | 98.5 |

Invalid responses include no response.

34) Within the last 12 months, with how many partners have you had oral sex, vaginal intercourse, or anal intercourse?

(only includes students that have had oral sex or vaginal/anal intercourse in the last 12 months)

| | Male | | Female | | Unknown | | Total | |
|-----------------------|-------|------|--------|------|---------|------|-------|------|
| | Freq. | Pct. | Freq. | Pct. | Freq. | Pct. | Freq. | Pct. |
| 0 0 Partners | 2 | 0 | 6 | 0 | 0 | 0 | 8 | 0.2 |
| 1 1 Partner | 774 | 65 | 2548 | 69 | 3 | 75 | 3441 | 67.7 |
| 2 2 Partners | 179 | 15 | 482 | 13 | 1 | 25 | 687 | 13.5 |
| 3 3 Partners | 99 | 8 | 277 | 8 | 0 | 0 | 391 | 7.7 |
| 4 4 Partners | 33 | 3 | 146 | 4 | 0 | 0 | 188 | 3.7 |
| 5 5 Partners | 35 | 3 | 98 | 3 | 0 | 0 | 136 | 2.7 |
| 6 6 Partners | 19 | 2 | 35 | 1 | 0 | 0 | 55 | 1.1 |
| 7 7 Partners | 9 | 1 | 29 | 1 | 0 | 0 | 40 | 0.8 |
| 8 8 to 10 Partners | 30 | 3 | 44 | 1 | 0 | 0 | 77 | 1.5 |
| 9 11 or More Partners | 20 | 2 | 39 | 1 | 0 | 0 | 61 | 1.2 |
| Valid responses = | 1200 | 24 | 3704 | 73 | 4 | 0 | 5084 | 57.4 |

Invalid responses include no response.

| | Mean | Median | Std Dev | Min | Max |
|---------|------|--------|---------|-----|-----|
| Male | 2.20 | 1.00 | 3.47 | 0 | 44 |
| Female | 1.84 | 1.00 | 2.02 | 0 | 30 |
| Overall | 1.93 | 1.00 | 2.44 | 0 | 44 |

35A) Within the last 12 months, did you have sexual partner(s) who were: (only includes students with 1 or more sexual partners in the last 12 months)

Women or females

| | Male | | Female | | Unknown | | Total | |
|-------------------|-------|------|--------|------|---------|------|-------|------|
| | Freq. | Pct. | Freq. | Pct. | Freq. | Pct. | Freq. | Pct. |
| 1 No | 112 | 9 | 3380 | 93 | 2 | 50 | 3586 | 71.5 |
| 2 Yes | 1078 | 91 | 268 | 7 | 2 | 50 | 1426 | 28.5 |
| Valid responses = | 1190 | 24 | 3648 | 73 | 4 | 0 | 5012 | 56.6 |

Invalid responses include no response.



AMERICAN COLLEGE HEALTH ASSOCIATION

American College Health Association-National College Health Assessment (ACHA-NCHA III)

Reference Group Data Report - Fall 2020

American College Health Association

8455 Colesville Road, Suite 740

Silver Spring, MD 20910

(410) 859-1500

www.acha.org

Undergraduate Students

December 18, 2023

FREQUENCY REPORT

Number of Surveys (n) =

8851

Web

Surveys

35B) Within the last 12 months, did you have sexual partner(s) who were: (only includes students with 1 or more sexual partners in the last 12 months)

Men or males

| | Male | | Female | | Unknown | | Total | |
|-------------------|-------|------|--------|------|---------|------|-------|------|
| | Freq. | Pct. | Freq. | Pct. | Freq. | Pct. | Freq. | Pct. |
| 1 No | 1050 | 90 | 141 | 4 | 2 | 50 | 1266 | 25.2 |
| 2 Yes | 120 | 10 | 3539 | 96 | 2 | 50 | 3760 | 74.8 |
| Valid responses = | 1170 | 23 | 3680 | 73 | 4 | 0 | 5026 | 56.8 |

Invalid responses include no response.

35C) Within the last 12 months, did you have sexual partner(s) who were: (only includes students with 1 or more sexual partners in the last 12 months)

Trans women

| | Male | | Female | | Unknown | | Total | |
|-------------------|-------|------|--------|------|---------|------|-------|------|
| | Freq. | Pct. | Freq. | Pct. | Freq. | Pct. | Freq. | Pct. |
| 1 No | 1156 | 99 | 3629 | 100 | 4 | 100 | 4942 | 99.4 |
| 2 Yes | 9 | 1 | 10 | 0 | 0 | 0 | 31 | 0.6 |
| Valid responses = | 1165 | 23 | 3639 | 73 | 4 | 0 | 4973 | 56.2 |

Invalid responses include no response.

35D) Within the last 12 months, did you have sexual partner(s) who were: (only includes students with 1 or more sexual partners in the last 12 months)

Trans men

| | Male | | Female | | Unknown | | Total | |
|-------------------|-------|------|--------|------|---------|------|-------|------|
| | Freq. | Pct. | Freq. | Pct. | Freq. | Pct. | Freq. | Pct. |
| 1 No | 1155 | 99 | 3614 | 99 | 4 | 100 | 4926 | 99.0 |
| 2 Yes | 11 | 1 | 25 | 1 | 0 | 0 | 49 | 1.0 |
| Valid responses = | 1166 | 23 | 3639 | 73 | 4 | 0 | 4975 | 56.2 |

Invalid responses include no response.

35E) Within the last 12 months, did you have sexual partner(s) who were: (only includes students with 1 or more sexual partners in the last 12 months)

Genderqueer

| | Male | | Female | | Unknown | | Total | |
|-------------------|-------|------|--------|------|---------|------|-------|------|
| | Freq. | Pct. | Freq. | Pct. | Freq. | Pct. | Freq. | Pct. |
| 1 No | 1150 | 99 | 3608 | 99 | 3 | 100 | 4861 | 98.4 |
| 2 Yes | 13 | 1 | 31 | 1 | 0 | 0 | 78 | 1.6 |
| Valid responses = | 1163 | 23 | 3639 | 73 | 3 | 0 | 4971 | 56.2 |

Invalid responses include no response.

35F) Within the last 12 months, did you have sexual partner(s) who were: (only includes students with 1 or more sexual partners in the last 12 months)

Person(s) with another identity

| | Male | | Female | | Unknown | | Total | |
|-------------------|-------|------|--------|------|---------|------|-------|------|
| | Freq. | Pct. | Freq. | Pct. | Freq. | Pct. | Freq. | Pct. |
| 1 No | 1157 | 99 | 3613 | 99 | 3 | 100 | 4973 | 99.0 |
| 2 Yes | 10 | 1 | 22 | 1 | 0 | 0 | 51 | 1.0 |
| Valid responses = | 1167 | 23 | 3635 | 73 | 3 | 0 | 4974 | 56.2 |

Invalid responses include no response.

36A) Within the last 30 days, how often did you or your partner(s) use a condom or other protective barrier (for example: male condom, female condom, dam, or glove) during:

(only includes students that have had oral sex within the last 30 days)

Oral sex (oral/genital contact)?

| | Male | | Female | | Unknown | | Total | |
|--------------------|-------|------|--------|------|---------|------|-------|------|
| | Freq. | Pct. | Freq. | Pct. | Freq. | Pct. | Freq. | Pct. |
| 1 Never | 656 | 89 | 2128 | 88 | 2 | 100 | 2877 | 87.8 |
| 2 Rarely | 26 | 4 | 99 | 4 | 0 | 0 | 131 | 4.0 |
| 3 Sometimes | 13 | 2 | 61 | 3 | 0 | 0 | 76 | 2.3 |
| 4 Most of the time | 13 | 2 | 42 | 2 | 0 | 0 | 60 | 1.8 |
| 5 Always | 32 | 4 | 95 | 4 | 0 | 0 | 131 | 4.0 |
| Valid responses = | 740 | 23 | 2425 | 74 | 2 | 0 | 3275 | 37.0 |

Invalid responses include no response.

36B) Within the last 30 days, how often did you or your partner(s) use a condom or other protective barrier (for example: male condom, female condom, dam, or glove) during:

(only includes students that have had vaginal intercourse within the last 30 days)

Vaginal intercourse (penis in vagina)?

| | Male | | Female | | Unknown | | Total | |
|--------------------|-------|------|--------|------|---------|------|-------|------|
| | Freq. | Pct. | Freq. | Pct. | Freq. | Pct. | Freq. | Pct. |
| 1 Never | 243 | 35 | 1014 | 40 | 2 | 67 | 1288 | 38.7 |
| 2 Rarely | 57 | 8 | 249 | 10 | 0 | 0 | 309 | 9.3 |
| 3 Sometimes | 78 | 11 | 257 | 10 | 0 | 0 | 343 | 10.3 |
| 4 Most of the time | 96 | 14 | 361 | 14 | 0 | 0 | 472 | 14.2 |
| 5 Always | 212 | 31 | 684 | 27 | 1 | 33 | 919 | 27.6 |
| Valid responses = | 686 | 21 | 2565 | 77 | 3 | 0 | 3331 | 37.6 |

Invalid responses include no response.



AMERICAN COLLEGE HEALTH ASSOCIATION

American College Health Association-National College Health Assessment (ACHA-NCHA III)

Reference Group Data Report - Fall 2020

American College Health Association

8455 Colesville Road, Suite 740

Silver Spring, MD 20910

(410) 859-1500

www.acha.org

Undergraduate Students

December 18, 2023

FREQUENCY REPORT

Number of Surveys (n) =

8851

Web

Surveys

36C) Within the last 30 days, how often did you or your partner(s) use a condom or other protective barrier (for example: male condom, female condom, dam, or glove) during:
(only includes students that have had anal intercourse within the last 30 days)

Anal intercourse (penis in anus)?

| | Male | | Female | | Unknown | | Total | | |
|--------------------|-------|------|--------|------|---------|------|-------|------|--|
| | Freq. | Pct. | Freq. | Pct. | Freq. | Pct. | Freq. | Pct. | |
| 1 Never | 62 | 57 | 127 | 67 | 0 | 0 | 198 | 61.9 | |
| 2 Rarely | 12 | 11 | 12 | 6 | 0 | 0 | 25 | 7.8 | |
| 3 Sometimes | 7 | 7 | 8 | 4 | 0 | 0 | 16 | 5.0 | |
| 4 Most of the time | 10 | 9 | 5 | 3 | 1 | 100 | 20 | 6.3 | |
| 5 Always | 17 | 16 | 38 | 20 | 0 | 0 | 61 | 19.1 | |
| Valid responses = | 108 | 34 | 190 | 59 | 1 | 0 | 320 | 3.6 | |

Invalid responses include no response.

37) Did you or your partner use any method to prevent pregnancy the last time you had vaginal intercourse (penis in vagina)?

(only includes students that have had vaginal intercourse within the last 12 months)

| | Male | | Female | | Unknown | | Total | | |
|----------------------------------|-------|------|--------|------|---------|------|-------|------|--|
| | Freq. | Pct. | Freq. | Pct. | Freq. | Pct. | Freq. | Pct. | |
| 1 Yes | 860 | 85 | 2876 | 86 | 4 | 67 | 3829 | 85.4 | |
| 2 No, not want prevent pregnancy | 19 | 2 | 63 | 2 | 1 | 17 | 84 | 1.9 | |
| 3 No, did not use any method | 113 | 11 | 379 | 11 | 1 | 17 | 513 | 11.4 | |
| 4 Don't know | 16 | 2 | 35 | 1 | 0 | 0 | 55 | 1.2 | |
| Valid responses = | 1008 | 22 | 3353 | 75 | 6 | 0 | 4481 | 50.6 | |

Invalid responses include no response.

38A) Please indicate which of the following method(s) you or your partner used to prevent pregnancy the last time you had vaginal intercourse. (Please select ALL that apply)

(only includes students who used a method of pregnancy prevention the last time they had vaginal intercourse)

Birth control pills (monthly or extended cycle)

| | Male | | Female | | Unknown | | Total | | |
|-------------------|-------|------|--------|------|---------|------|-------|------|--|
| | Freq. | Pct. | Freq. | Pct. | Freq. | Pct. | Freq. | Pct. | |
| 0 Not selected | 392 | 46 | 1376 | 48 | 3 | 75 | 1816 | 47.4 | |
| 1 Selected | 468 | 54 | 1500 | 52 | 1 | 25 | 2013 | 52.6 | |
| Valid responses = | 860 | 22 | 2876 | 75 | 4 | 0 | 3829 | 43.3 | |

Invalid responses include no response.

38B) Please indicate which of the following method(s) you or your partner used to prevent pregnancy the last time you had vaginal intercourse. (Please select ALL that apply)

(only includes students who used a method of pregnancy prevention the last time they had vaginal intercourse)

Birth control shots

| | Male | | Female | | Unknown | | Total | | |
|-------------------|-------|------|--------|------|---------|------|-------|------|--|
| | Freq. | Pct. | Freq. | Pct. | Freq. | Pct. | Freq. | Pct. | |
| 0 Not selected | 835 | 97 | 2816 | 98 | 3 | 75 | 3737 | 97.6 | |
| 1 Selected | 25 | 3 | 60 | 2 | 1 | 25 | 92 | 2.4 | |
| Valid responses = | 860 | 22 | 2876 | 75 | 4 | 0 | 3829 | 43.3 | |

Invalid responses include no response.

38C) Please indicate which of the following method(s) you or your partner used to prevent pregnancy the last time you had vaginal intercourse. (Please select ALL that apply)

(only includes students who used a method of pregnancy prevention the last time they had vaginal intercourse)

Birth control implants

| | Male | | Female | | Unknown | | Total | | |
|-------------------|-------|------|--------|------|---------|------|-------|------|--|
| | Freq. | Pct. | Freq. | Pct. | Freq. | Pct. | Freq. | Pct. | |
| 0 Not selected | 788 | 92 | 2644 | 92 | 4 | 100 | 3519 | 91.9 | |
| 1 Selected | 72 | 8 | 232 | 8 | 0 | 0 | 310 | 8.1 | |
| Valid responses = | 860 | 22 | 2876 | 75 | 4 | 0 | 3829 | 43.3 | |

Invalid responses include no response.

38D) Please indicate which of the following method(s) you or your partner used to prevent pregnancy the last time you had vaginal intercourse. (Please select ALL that apply)

(only includes students who used a method of pregnancy prevention the last time they had vaginal intercourse)

Birth control patch

| | Male | | Female | | Unknown | | Total | | |
|-------------------|-------|------|--------|------|---------|------|-------|------|--|
| | Freq. | Pct. | Freq. | Pct. | Freq. | Pct. | Freq. | Pct. | |
| 0 Not selected | 853 | 99 | 2854 | 99 | 4 | 100 | 3798 | 99.2 | |
| 1 Selected | 7 | 1 | 22 | 1 | 0 | 0 | 31 | 0.8 | |
| Valid responses = | 860 | 22 | 2876 | 75 | 4 | 0 | 3829 | 43.3 | |

Invalid responses include no response.

38E) Please indicate which of the following method(s) you or your partner used to prevent pregnancy the last time you had vaginal intercourse. (Please select ALL that apply)

(only includes students who used a method of pregnancy prevention the last time they had vaginal intercourse)

The ring

| | Male | | Female | | Unknown | | Total | | |
|-------------------|-------|------|--------|------|---------|------|-------|------|--|
| | Freq. | Pct. | Freq. | Pct. | Freq. | Pct. | Freq. | Pct. | |
| 0 Not selected | 848 | 99 | 2817 | 98 | 4 | 100 | 3758 | 98.1 | |
| 1 Selected | 12 | 1 | 59 | 2 | 0 | 0 | 71 | 1.9 | |
| Valid responses = | 860 | 22 | 2876 | 75 | 4 | 0 | 3829 | 43.3 | |

Invalid responses include no response.



AMERICAN COLLEGE HEALTH ASSOCIATION

American College Health Association-National College Health Assessment (ACHA-NCHA III)

Reference Group Data Report - Fall 2020

American College Health Association

8455 Colesville Road, Suite 740

Silver Spring, MD 20910

(410) 859-1500

www.acha.org

Undergraduate Students

December 18, 2023

FREQUENCY REPORT

Number of Surveys (n) =

8851

Web

Surveys

38F) Please indicate which of the following method(s) you or your partner used to prevent pregnancy the last time you had vaginal intercourse. (Please select ALL that apply)
(only includes students who used a method of pregnancy prevention the last time they had vaginal intercourse)
Emergency contraception ("morning after pill" or "Plan B")

| | Male | | Female | | Unknown | | Total | |
|-------------------|-------|------|--------|------|---------|------|-------|------|
| | Freq. | Pct. | Freq. | Pct. | Freq. | Pct. | Freq. | Pct. |
| 0 Not selected | 818 | 95 | 2730 | 95 | 4 | 100 | 3635 | 94.9 |
| 1 Selected | 42 | 5 | 146 | 5 | 0 | 0 | 194 | 5.1 |
| Valid responses = | 860 | 22 | 2876 | 75 | 4 | 0 | 3829 | 43.3 |

Invalid responses include no response.

38G) Please indicate which of the following method(s) you or your partner used to prevent pregnancy the last time you had vaginal intercourse. (Please select ALL that apply)
(only includes students who used a method of pregnancy prevention the last time they had vaginal intercourse)
Intrauterine device (IUD)

| | Male | | Female | | Unknown | | Total | |
|-------------------|-------|------|--------|------|---------|------|-------|------|
| | Freq. | Pct. | Freq. | Pct. | Freq. | Pct. | Freq. | Pct. |
| 0 Not selected | 761 | 89 | 2528 | 88 | 3 | 75 | 3371 | 88.0 |
| 1 Selected | 99 | 12 | 348 | 12 | 1 | 25 | 458 | 12.0 |
| Valid responses = | 860 | 22 | 2876 | 75 | 4 | 0 | 3829 | 43.3 |

Invalid responses include no response.

38H) Please indicate which of the following method(s) you or your partner used to prevent pregnancy the last time you had vaginal intercourse. (Please select ALL that apply)
(only includes students who used a method of pregnancy prevention the last time they had vaginal intercourse)
Male (external) condom

| | Male | | Female | | Unknown | | Total | |
|-------------------|-------|------|--------|------|---------|------|-------|------|
| | Freq. | Pct. | Freq. | Pct. | Freq. | Pct. | Freq. | Pct. |
| 0 Not selected | 356 | 41 | 1447 | 50 | 3 | 75 | 1842 | 48.1 |
| 1 Selected | 504 | 59 | 1429 | 50 | 1 | 25 | 1987 | 51.9 |
| Valid responses = | 860 | 22 | 2876 | 75 | 4 | 0 | 3829 | 43.3 |

Invalid responses include no response.

38I) Please indicate which of the following method(s) you or your partner used to prevent pregnancy the last time you had vaginal intercourse. (Please select ALL that apply)
(only includes students who used a method of pregnancy prevention the last time they had vaginal intercourse)
Female (internal) condom

| | Male | | Female | | Unknown | | Total | |
|-------------------|-------|------|--------|------|---------|------|-------|------|
| | Freq. | Pct. | Freq. | Pct. | Freq. | Pct. | Freq. | Pct. |
| 0 Not selected | 859 | 100 | 2873 | 100 | 4 | 100 | 3823 | 99.8 |
| 1 Selected | 1 | 0 | 3 | 0 | 0 | 0 | 6 | 0.2 |
| Valid responses = | 860 | 22 | 2876 | 75 | 4 | 0 | 3829 | 43.3 |

Invalid responses include no response.

38J) Please indicate which of the following method(s) you or your partner used to prevent pregnancy the last time you had vaginal intercourse. (Please select ALL that apply)
(only includes students who used a method of pregnancy prevention the last time they had vaginal intercourse)
Diaphragm or cervical cap

| | Male | | Female | | Unknown | | Total | |
|-------------------|-------|------|--------|------|---------|------|-------|------|
| | Freq. | Pct. | Freq. | Pct. | Freq. | Pct. | Freq. | Pct. |
| 0 Not selected | 860 | 100 | 2873 | 100 | 4 | 100 | 3826 | 99.9 |
| 1 Selected | 0 | 0 | 3 | 0 | 0 | 0 | 3 | 0.1 |
| Valid responses = | 860 | 22 | 2876 | 75 | 4 | 0 | 3829 | 43.3 |

Invalid responses include no response.

38K) Please indicate which of the following method(s) you or your partner used to prevent pregnancy the last time you had vaginal intercourse. (Please select ALL that apply)
(only includes students who used a method of pregnancy prevention the last time they had vaginal intercourse)
Contraceptive sponge

| | Male | | Female | | Unknown | | Total | |
|-------------------|-------|------|--------|------|---------|------|-------|------|
| | Freq. | Pct. | Freq. | Pct. | Freq. | Pct. | Freq. | Pct. |
| 0 Not selected | 859 | 100 | 2874 | 100 | 4 | 100 | 3825 | 99.9 |
| 1 Selected | 1 | 0 | 2 | 0 | 0 | 0 | 4 | 0.1 |
| Valid responses = | 860 | 22 | 2876 | 75 | 4 | 0 | 3829 | 43.3 |

Invalid responses include no response.

38L) Please indicate which of the following method(s) you or your partner used to prevent pregnancy the last time you had vaginal intercourse. (Please select ALL that apply)
(only includes students who used a method of pregnancy prevention the last time they had vaginal intercourse)
Withdrawal

| | Male | | Female | | Unknown | | Total | |
|-------------------|-------|------|--------|------|---------|------|-------|------|
| | Freq. | Pct. | Freq. | Pct. | Freq. | Pct. | Freq. | Pct. |
| 0 Not selected | 663 | 77 | 2069 | 72 | 3 | 75 | 2799 | 73.1 |
| 1 Selected | 197 | 23 | 807 | 28 | 1 | 25 | 1030 | 26.9 |
| Valid responses = | 860 | 22 | 2876 | 75 | 4 | 0 | 3829 | 43.3 |

Invalid responses include no response.



AMERICAN COLLEGE HEALTH ASSOCIATION

American College Health Association-National College Health Assessment (ACHA-NCHA III)

Reference Group Data Report - Fall 2020

American College Health Association

8455 Colesville Road, Suite 740

Silver Spring, MD 20910

(410) 859-1500

www.acha.org

Undergraduate Students

December 18, 2023

FREQUENCY REPORT

Number of Surveys (n) =

8851 Web Surveys

38M) Please indicate which of the following method(s) you or your partner used to prevent pregnancy the last time you had vaginal intercourse. (Please select ALL that apply)
(only includes students who used a method of pregnancy prevention the last time they had vaginal intercourse)

Fertility awareness (for example: calendar, mucous, and basal body temperature)

| | Male | | Female | | Unknown | | Total | |
|-------------------|-------|------|--------|------|---------|------|-------|------|
| | Freq. | Pct. | Freq. | Pct. | Freq. | Pct. | Freq. | Pct. |
| 0 Not selected | 826 | 96 | 2706 | 94 | 4 | 100 | 3621 | 94.6 |
| 1 Selected | 34 | 4 | 170 | 6 | 0 | 0 | 208 | 5.4 |
| Valid responses = | 860 | 22 | 2876 | 75 | 4 | 0 | 3829 | 43.3 |

Invalid responses include no response.

38N) Please indicate which of the following method(s) you or your partner used to prevent pregnancy the last time you had vaginal intercourse. (Please select ALL that apply)
(only includes students who used a method of pregnancy prevention the last time they had vaginal intercourse)

Sterilization (for example: hysterectomy, tubes tied, or vasectomy)

| | Male | | Female | | Unknown | | Total | |
|-------------------|-------|------|--------|------|---------|------|-------|------|
| | Freq. | Pct. | Freq. | Pct. | Freq. | Pct. | Freq. | Pct. |
| 0 Not selected | 849 | 99 | 2834 | 99 | 4 | 100 | 3771 | 98.5 |
| 1 Selected | 11 | 1 | 42 | 2 | 0 | 0 | 58 | 1.5 |
| Valid responses = | 860 | 22 | 2876 | 75 | 4 | 0 | 3829 | 43.3 |

Invalid responses include no response.

38O) Please indicate which of the following method(s) you or your partner used to prevent pregnancy the last time you had vaginal intercourse. (Please select ALL that apply)
(only includes students who used a method of pregnancy prevention the last time they had vaginal intercourse)

Don't know

| | Male | | Female | | Unknown | | Total | |
|-------------------|-------|------|--------|------|---------|------|-------|------|
| | Freq. | Pct. | Freq. | Pct. | Freq. | Pct. | Freq. | Pct. |
| 0 Not selected | 853 | 99 | 2872 | 100 | 4 | 100 | 3817 | 99.7 |
| 1 Selected | 7 | 1 | 4 | 0 | 0 | 0 | 12 | 0.3 |
| Valid responses = | 860 | 22 | 2876 | 75 | 4 | 0 | 3829 | 43.3 |

Invalid responses include no response.

38P) Please indicate which of the following method(s) you or your partner used to prevent pregnancy the last time you had vaginal intercourse. (Please select ALL that apply)
(only includes students who used a method of pregnancy prevention the last time they had vaginal intercourse)

Other method

| | Male | | Female | | Unknown | | Total | |
|-------------------|-------|------|--------|------|---------|------|-------|------|
| | Freq. | Pct. | Freq. | Pct. | Freq. | Pct. | Freq. | Pct. |
| 0 Not selected | 852 | 99 | 2846 | 99 | 4 | 100 | 3791 | 99.0 |
| 1 Selected | 8 | 1 | 30 | 1 | 0 | 0 | 38 | 1.0 |
| Valid responses = | 860 | 22 | 2876 | 75 | 4 | 0 | 3829 | 43.3 |

Invalid responses include no response.

39) Within the last 12 months, have you or your partner(s) used emergency contraception ("morning after pill" or "Plan B")?
(only includes students that have had vaginal intercourse within the last 12 months)

| | Male | | Female | | Unknown | | Total | |
|-------------------|-------|------|--------|------|---------|------|-------|------|
| | Freq. | Pct. | Freq. | Pct. | Freq. | Pct. | Freq. | Pct. |
| 1 No | 807 | 80 | 2676 | 79 | 5 | 83 | 3575 | 79.4 |
| 2 Yes | 164 | 16 | 646 | 19 | 1 | 17 | 828 | 18.4 |
| 3 Don't know | 26 | 3 | 13 | 0 | 0 | 0 | 43 | 1.0 |
| 4 Not applicable | 14 | 1 | 39 | 1 | 0 | 0 | 59 | 1.3 |
| Valid responses = | 1011 | 22 | 3374 | 75 | 6 | 0 | 4505 | 50.9 |

Invalid responses include no response.

40) Within the last 12 months, have you or your partner(s) become pregnant? (only includes students that have had vaginal intercourse within the last 12 months)

| | Male | | Female | | Unknown | | Total | |
|------------------------|-------|------|--------|------|---------|------|-------|------|
| | Freq. | Pct. | Freq. | Pct. | Freq. | Pct. | Freq. | Pct. |
| 1 No | 993 | 98 | 3289 | 97 | 6 | 100 | 4396 | 97.4 |
| 2 Yes, unintentionally | 6 | 1 | 48 | 1 | 0 | 0 | 59 | 1.3 |
| 3 Yes, intentionally | 9 | 1 | 31 | 1 | 0 | 0 | 40 | 0.9 |
| 4 Don't know | 6 | 1 | 11 | 0 | 0 | 0 | 18 | 0.4 |
| Valid responses = | 1014 | 22 | 3379 | 75 | 6 | 0 | 4513 | 51.0 |

Invalid responses include no response.

41A) Below are 8 statements with which you may agree or disagree.

Using the scale below, indicate your agreement with each item by indicating that response for each statement.

I lead a purposeful and meaningful life.

| | Male | | Female | | Unknown | | Total | |
|------------------------------|-------|------|--------|------|---------|------|-------|------|
| | Freq. | Pct. | Freq. | Pct. | Freq. | Pct. | Freq. | Pct. |
| 1 Strongly disagree | 75 | 3 | 83 | 1 | 1 | 6 | 182 | 2.1 |
| 2 Disagree | 89 | 4 | 198 | 3 | 0 | 0 | 325 | 3.7 |
| 3 Slightly disagree | 129 | 6 | 308 | 5 | 2 | 12 | 482 | 5.5 |
| 4 Neither agree nor disagree | 218 | 10 | 533 | 9 | 3 | 18 | 792 | 9.0 |
| 5 Slightly agree | 425 | 19 | 1215 | 20 | 3 | 18 | 1707 | 19.3 |
| 6 Agree | 791 | 35 | 2396 | 39 | 5 | 29 | 3277 | 37.1 |
| 7 Strongly agree | 562 | 25 | 1459 | 24 | 3 | 18 | 2064 | 23.4 |
| Valid responses = | 2289 | 26 | 6192 | 70 | 17 | 0 | 8829 | 99.8 |

Invalid responses include no response.



AMERICAN COLLEGE HEALTH ASSOCIATION

American College Health Association-National College Health Assessment (ACHA-NCHA III)

Reference Group Data Report - Fall 2020

American College Health Association

8455 Colesville Road, Suite 740

Silver Spring, MD 20910

(410) 859-1500

www.acha.org

Undergraduate Students

December 18, 2023

FREQUENCY REPORT

Number of Surveys (n) =

8851

Web

Surveys

41B) Below are 8 statements with which you may agree or disagree.

Using the scale below, indicate your agreement with each item by indicating that response for each statement.

My social relationships are supportive and rewarding.

| | Male | | Female | | Unknown | | Total | |
|------------------------------|-------|------|--------|------|---------|------|-------|------|
| | Freq. | Pct. | Freq. | Pct. | Freq. | Pct. | Freq. | Pct. |
| 1 Strongly disagree | 37 | 2 | 62 | 1 | 0 | 0 | 110 | 1.2 |
| 2 Disagree | 62 | 3 | 117 | 2 | 0 | 0 | 194 | 2.2 |
| 3 Slightly disagree | 83 | 4 | 208 | 3 | 2 | 12 | 325 | 3.7 |
| 4 Neither agree nor disagree | 192 | 8 | 433 | 7 | 3 | 18 | 645 | 7.3 |
| 5 Slightly agree | 478 | 21 | 1198 | 19 | 7 | 41 | 1760 | 19.9 |
| 6 Agree | 912 | 40 | 2594 | 42 | 2 | 12 | 3623 | 41.1 |
| 7 Strongly agree | 527 | 23 | 1574 | 25 | 3 | 18 | 2168 | 24.6 |
| Valid responses = | 2291 | 26 | 6186 | 70 | 17 | 0 | 8825 | 99.7 |

Invalid responses include no response.

41C) Below are 8 statements with which you may agree or disagree.

Using the scale below, indicate your agreement with each item by indicating that response for each statement.

I am engaged and interested in my daily activities.

| | Male | | Female | | Unknown | | Total | |
|------------------------------|-------|------|--------|------|---------|------|-------|------|
| | Freq. | Pct. | Freq. | Pct. | Freq. | Pct. | Freq. | Pct. |
| 1 Strongly disagree | 74 | 3 | 96 | 2 | 0 | 0 | 200 | 2.3 |
| 2 Disagree | 125 | 6 | 284 | 5 | 2 | 12 | 440 | 5.0 |
| 3 Slightly disagree | 141 | 6 | 509 | 8 | 2 | 12 | 713 | 8.1 |
| 4 Neither agree nor disagree | 201 | 9 | 548 | 9 | 3 | 18 | 786 | 8.9 |
| 5 Slightly agree | 540 | 24 | 1562 | 25 | 5 | 29 | 2188 | 24.8 |
| 6 Agree | 803 | 35 | 2160 | 35 | 5 | 29 | 3031 | 34.3 |
| 7 Strongly agree | 406 | 18 | 1031 | 17 | 0 | 0 | 1470 | 16.7 |
| Valid responses = | 2290 | 26 | 6190 | 70 | 17 | 0 | 8828 | 99.7 |

Invalid responses include no response.

41D) Below are 8 statements with which you may agree or disagree.

Using the scale below, indicate your agreement with each item by indicating that response for each statement.

I actively contribute to the happiness and well-being of others.

| | Male | | Female | | Unknown | | Total | |
|------------------------------|-------|------|--------|------|---------|------|-------|------|
| | Freq. | Pct. | Freq. | Pct. | Freq. | Pct. | Freq. | Pct. |
| 1 Strongly disagree | 33 | 1 | 51 | 1 | 1 | 6 | 94 | 1.1 |
| 2 Disagree | 34 | 2 | 70 | 1 | 2 | 12 | 122 | 1.4 |
| 3 Slightly disagree | 58 | 3 | 113 | 2 | 1 | 6 | 187 | 2.1 |
| 4 Neither agree nor disagree | 226 | 10 | 425 | 7 | 1 | 6 | 689 | 7.8 |
| 5 Slightly agree | 481 | 21 | 1208 | 20 | 6 | 35 | 1772 | 20.1 |
| 6 Agree | 873 | 38 | 2721 | 44 | 6 | 35 | 3720 | 42.2 |
| 7 Strongly agree | 581 | 25 | 1600 | 26 | 0 | 0 | 2238 | 25.4 |
| Valid responses = | 2286 | 26 | 6188 | 70 | 17 | 0 | 8822 | 99.7 |

Invalid responses include no response.

41E) Below are 8 statements with which you may agree or disagree.

Using the scale below, indicate your agreement with each item by indicating that response for each statement.

I am competent and capable in the activities that are important to me.

| | Male | | Female | | Unknown | | Total | |
|------------------------------|-------|------|--------|------|---------|------|-------|------|
| | Freq. | Pct. | Freq. | Pct. | Freq. | Pct. | Freq. | Pct. |
| 1 Strongly disagree | 40 | 2 | 45 | 1 | 1 | 6 | 101 | 1.1 |
| 2 Disagree | 28 | 1 | 85 | 1 | 0 | 0 | 128 | 1.4 |
| 3 Slightly disagree | 59 | 3 | 175 | 3 | 3 | 17 | 266 | 3.0 |
| 4 Neither agree nor disagree | 106 | 5 | 322 | 5 | 0 | 0 | 459 | 5.2 |
| 5 Slightly agree | 352 | 15 | 1020 | 17 | 3 | 17 | 1447 | 16.4 |
| 6 Agree | 981 | 43 | 2742 | 44 | 5 | 28 | 3830 | 43.4 |
| 7 Strongly agree | 723 | 32 | 1801 | 29 | 6 | 33 | 2597 | 29.4 |
| Valid responses = | 2289 | 26 | 6190 | 70 | 18 | 0 | 8828 | 99.7 |

Invalid responses include no response.

41F) Below are 8 statements with which you may agree or disagree.

Using the scale below, indicate your agreement with each item by indicating that response for each statement.

I am a good person and live a good life.

| | Male | | Female | | Unknown | | Total | |
|------------------------------|-------|------|--------|------|---------|------|-------|------|
| | Freq. | Pct. | Freq. | Pct. | Freq. | Pct. | Freq. | Pct. |
| 1 Strongly disagree | 36 | 2 | 41 | 1 | 0 | 0 | 89 | 1.0 |
| 2 Disagree | 41 | 2 | 68 | 1 | 2 | 11 | 127 | 1.4 |
| 3 Slightly disagree | 71 | 3 | 131 | 2 | 0 | 0 | 233 | 2.6 |
| 4 Neither agree nor disagree | 192 | 8 | 444 | 7 | 1 | 6 | 681 | 7.7 |
| 5 Slightly agree | 381 | 17 | 987 | 16 | 5 | 28 | 1458 | 16.5 |
| 6 Agree | 888 | 39 | 2662 | 43 | 5 | 28 | 3648 | 41.3 |
| 7 Strongly agree | 683 | 30 | 1856 | 30 | 5 | 28 | 2594 | 29.4 |
| Valid responses = | 2292 | 26 | 6189 | 70 | 18 | 0 | 8830 | 99.8 |

Invalid responses include no response.



AMERICAN COLLEGE HEALTH ASSOCIATION

American College Health Association-National College Health Assessment (ACHA-NCHA III)

Reference Group Data Report - Fall 2020

American College Health Association

8455 Colesville Road, Suite 740

Silver Spring, MD 20910

(410) 859-1500

www.acha.org

Undergraduate Students

December 18, 2023

FREQUENCY REPORT

Number of Surveys (n) =

8851 Web Surveys

41G) Below are 8 statements with which you may agree or disagree.

Using the scale below, indicate your agreement with each item by indicating that response for each statement.

I am optimistic about my future.

| | Male | | Female | | Unknown | | Total | |
|------------------------------|-------|------|--------|------|---------|------|-------|------|
| | Freq. | Pct. | Freq. | Pct. | Freq. | Pct. | Freq. | Pct. |
| 1 Strongly disagree | 77 | 3 | 98 | 2 | 1 | 6 | 207 | 2.3 |
| 2 Disagree | 78 | 3 | 170 | 3 | 0 | 0 | 280 | 3.2 |
| 3 Slightly disagree | 109 | 5 | 320 | 5 | 0 | 0 | 473 | 5.4 |
| 4 Neither agree nor disagree | 220 | 10 | 492 | 8 | 4 | 22 | 771 | 8.7 |
| 5 Slightly agree | 380 | 17 | 1182 | 19 | 4 | 22 | 1631 | 18.5 |
| 6 Agree | 737 | 32 | 2202 | 36 | 6 | 33 | 3004 | 34.0 |
| 7 Strongly agree | 688 | 30 | 1722 | 28 | 3 | 17 | 2458 | 27.9 |
| Valid responses = | 2289 | 26 | 6186 | 70 | 18 | 0 | 8824 | 99.7 |

Invalid responses include no response.

41H) Below are 8 statements with which you may agree or disagree.

Using the scale below, indicate your agreement with each item by indicating that response for each statement.

People respect me.

| | Male | | Female | | Unknown | | Total | |
|------------------------------|-------|------|--------|------|---------|------|-------|------|
| | Freq. | Pct. | Freq. | Pct. | Freq. | Pct. | Freq. | Pct. |
| 1 Strongly disagree | 32 | 1 | 51 | 1 | 0 | 0 | 96 | 1.1 |
| 2 Disagree | 52 | 2 | 82 | 1 | 0 | 0 | 158 | 1.8 |
| 3 Slightly disagree | 77 | 3 | 183 | 3 | 1 | 6 | 286 | 3.2 |
| 4 Neither agree nor disagree | 266 | 12 | 586 | 10 | 3 | 17 | 911 | 10.3 |
| 5 Slightly agree | 416 | 18 | 1120 | 18 | 3 | 17 | 1613 | 18.3 |
| 6 Agree | 931 | 41 | 2727 | 44 | 9 | 50 | 3765 | 42.6 |
| 7 Strongly agree | 518 | 23 | 1438 | 23 | 2 | 11 | 1999 | 22.6 |
| Valid responses = | 2292 | 26 | 6187 | 70 | 18 | 0 | 8828 | 99.7 |

Invalid responses include no response.

42A) Please indicate how much you agree with the following statements as they apply to you over the last month

If a particular situation has not occurred recently, answer according to how you think you would have felt.

I am able to adapt when changes occur.

| | Male | | Female | | Unknown | | Total | |
|----------------------------|-------|------|--------|------|---------|------|-------|------|
| | Freq. | Pct. | Freq. | Pct. | Freq. | Pct. | Freq. | Pct. |
| 0 Not at all true | 14 | 1 | 50 | 1 | 1 | 6 | 71 | 0.8 |
| 1 Rarely true | 50 | 2 | 184 | 3 | 0 | 0 | 248 | 2.8 |
| 2 Sometimes true | 433 | 19 | 1508 | 24 | 6 | 33 | 2048 | 23.3 |
| 3 Often true | 1114 | 49 | 3087 | 50 | 9 | 50 | 4353 | 49.5 |
| 4 True nearly all the time | 672 | 29 | 1342 | 22 | 2 | 11 | 2082 | 23.7 |
| Valid responses = | 2283 | 26 | 6171 | 70 | 18 | 0 | 8802 | 99.4 |

Invalid responses include no response.

42B) Please indicate how much you agree with the following statements as they apply to you over the last month

If a particular situation has not occurred recently, answer according to how you think you would have felt.

I tend to bounce back after illness, injury, or other hardships.

| | Male | | Female | | Unknown | | Total | |
|----------------------------|-------|------|--------|------|---------|------|-------|------|
| | Freq. | Pct. | Freq. | Pct. | Freq. | Pct. | Freq. | Pct. |
| 0 Not at all true | 15 | 1 | 56 | 1 | 0 | 0 | 83 | 0.9 |
| 1 Rarely true | 56 | 3 | 219 | 4 | 1 | 6 | 297 | 3.4 |
| 2 Sometimes true | 384 | 17 | 1346 | 22 | 6 | 33 | 1841 | 20.9 |
| 3 Often true | 962 | 42 | 2928 | 48 | 6 | 33 | 4019 | 45.7 |
| 4 True nearly all the time | 863 | 38 | 1619 | 26 | 5 | 28 | 2557 | 29.1 |
| Valid responses = | 2280 | 26 | 6168 | 70 | 18 | 0 | 8797 | 99.4 |

Invalid responses include no response.

43) If in the future you were having a personal problem that was really bothering you, would you consider seeking help from a mental health professional?

| | Male | | Female | | Unknown | | Total | |
|-------------------|-------|------|--------|------|---------|------|-------|------|
| | Freq. | Pct. | Freq. | Pct. | Freq. | Pct. | Freq. | Pct. |
| 1 No | 765 | 34 | 1149 | 19 | 4 | 24 | 1987 | 22.6 |
| 2 Yes | 1517 | 67 | 5019 | 81 | 13 | 77 | 6810 | 77.4 |
| Valid responses = | 2282 | 26 | 6168 | 70 | 17 | 0 | 8797 | 99.4 |

Invalid responses include no response.

44A) The next 6 questions ask about how you have been feeling during the past 30 days.

For each question, please select the response that best describes how often you had this feeling.

During the past 30 days, about how often did you feel nervous?

| | Male | | Female | | Unknown | | Total | |
|------------------------|-------|------|--------|------|---------|------|-------|------|
| | Freq. | Pct. | Freq. | Pct. | Freq. | Pct. | Freq. | Pct. |
| 0 None of the time | 193 | 8 | 259 | 4 | 2 | 11 | 460 | 5.2 |
| 1 A little of the time | 674 | 29 | 1108 | 18 | 5 | 26 | 1831 | 20.7 |
| 2 Some of the time | 878 | 38 | 2297 | 37 | 5 | 26 | 3272 | 37.1 |
| 3 Most of the time | 378 | 17 | 1655 | 27 | 5 | 26 | 2152 | 24.4 |
| 4 All of the time | 169 | 7 | 868 | 14 | 2 | 11 | 1114 | 12.6 |
| Valid responses = | 2292 | 26 | 6187 | 70 | 19 | 0 | 8829 | 99.8 |

Invalid responses include no response.



AMERICAN COLLEGE HEALTH ASSOCIATION

American College Health Association-National College Health Assessment (ACHA-NCHA III)

Reference Group Data Report - Fall 2020

American College Health Association

8455 Colesville Road, Suite 740

Silver Spring, MD 20910

(410) 859-1500

www.acha.org

Undergraduate Students

December 18, 2023

FREQUENCY REPORT

Number of Surveys (n) =

8851 Web Surveys

44B) The next 6 questions ask about how you have been feeling during the past 30 days.

For each question, please select the response that best describes how often you had this feeling.

During the past 30 days, about how often did you feel hopeless?

| | Male | | Female | | Unknown | | Total | |
|------------------------|-------|------|--------|------|---------|------|-------|------|
| | Freq. | Pct. | Freq. | Pct. | Freq. | Pct. | Freq. | Pct. |
| 0 None of the time | 868 | 38 | 1824 | 30 | 8 | 42 | 2742 | 31.1 |
| 1 A little of the time | 661 | 29 | 1758 | 29 | 4 | 21 | 2498 | 28.3 |
| 2 Some of the time | 508 | 22 | 1740 | 28 | 6 | 32 | 2373 | 26.9 |
| 3 Most of the time | 171 | 8 | 597 | 10 | 0 | 0 | 826 | 9.4 |
| 4 All of the time | 80 | 4 | 256 | 4 | 1 | 5 | 373 | 4.2 |
| Valid responses = | 2288 | 26 | 6175 | 70 | 19 | 0 | 8812 | 99.6 |

Invalid responses include no response.

44C) The next 6 questions ask about how you have been feeling during the past 30 days.

For each question, please select the response that best describes how often you had this feeling.

During the past 30 days, about how often did you feel restless or fidgety?

| | Male | | Female | | Unknown | | Total | |
|------------------------|-------|------|--------|------|---------|------|-------|------|
| | Freq. | Pct. | Freq. | Pct. | Freq. | Pct. | Freq. | Pct. |
| 0 None of the time | 438 | 19 | 897 | 15 | 4 | 21 | 1363 | 15.5 |
| 1 A little of the time | 581 | 25 | 1283 | 21 | 1 | 5 | 1910 | 21.7 |
| 2 Some of the time | 731 | 32 | 2014 | 33 | 4 | 21 | 2839 | 32.2 |
| 3 Most of the time | 384 | 17 | 1334 | 22 | 8 | 42 | 1824 | 20.7 |
| 4 All of the time | 156 | 7 | 651 | 11 | 2 | 11 | 883 | 10.0 |
| Valid responses = | 2290 | 26 | 6179 | 70 | 19 | 0 | 8819 | 99.6 |

Invalid responses include no response.

44D) The next 6 questions ask about how you have been feeling during the past 30 days.

For each question, please select the response that best describes how often you had this feeling.

During the past 30 days, about how often did you feel so sad nothing could cheer you up?

| | Male | | Female | | Unknown | | Total | |
|------------------------|-------|------|--------|------|---------|------|-------|------|
| | Freq. | Pct. | Freq. | Pct. | Freq. | Pct. | Freq. | Pct. |
| 0 None of the time | 1121 | 49 | 2210 | 36 | 9 | 47 | 3423 | 38.8 |
| 1 A little of the time | 624 | 27 | 1903 | 31 | 5 | 26 | 2616 | 29.7 |
| 2 Some of the time | 373 | 16 | 1419 | 23 | 4 | 21 | 1888 | 21.4 |
| 3 Most of the time | 123 | 5 | 467 | 8 | 0 | 0 | 640 | 7.3 |
| 4 All of the time | 48 | 2 | 183 | 3 | 1 | 5 | 254 | 2.9 |
| Valid responses = | 2289 | 26 | 6182 | 70 | 19 | 0 | 8821 | 99.7 |

Invalid responses include no response.

44E) The next 6 questions ask about how you have been feeling during the past 30 days.

For each question, please select the response that best describes how often you had this feeling.

During the past 30 days, about how often did you feel that everything was an effort?

| | Male | | Female | | Unknown | | Total | |
|------------------------|-------|------|--------|------|---------|------|-------|------|
| | Freq. | Pct. | Freq. | Pct. | Freq. | Pct. | Freq. | Pct. |
| 0 None of the time | 627 | 27 | 1314 | 21 | 5 | 28 | 1970 | 22.3 |
| 1 A little of the time | 649 | 28 | 1576 | 26 | 2 | 11 | 2288 | 25.9 |
| 2 Some of the time | 558 | 24 | 1702 | 28 | 4 | 22 | 2357 | 26.7 |
| 3 Most of the time | 308 | 13 | 1079 | 17 | 5 | 28 | 1479 | 16.8 |
| 4 All of the time | 150 | 7 | 513 | 8 | 2 | 11 | 731 | 8.3 |
| Valid responses = | 2292 | 26 | 6184 | 70 | 18 | 0 | 8825 | 99.7 |

Invalid responses include no response.

44F) The next 6 questions ask about how you have been feeling during the past 30 days.

For each question, please select the response that best describes how often you had this feeling.

During the past 30 days, about how often did you feel worthless?

| | Male | | Female | | Unknown | | Total | |
|------------------------|-------|------|--------|------|---------|------|-------|------|
| | Freq. | Pct. | Freq. | Pct. | Freq. | Pct. | Freq. | Pct. |
| 0 None of the time | 1254 | 55 | 2971 | 48 | 9 | 50 | 4330 | 49.0 |
| 1 A little of the time | 510 | 22 | 1465 | 24 | 4 | 22 | 2058 | 23.3 |
| 2 Some of the time | 297 | 13 | 1059 | 17 | 1 | 6 | 1442 | 16.3 |
| 3 Most of the time | 140 | 6 | 451 | 7 | 2 | 11 | 630 | 7.1 |
| 4 All of the time | 92 | 4 | 242 | 4 | 2 | 11 | 369 | 4.2 |
| Valid responses = | 2293 | 26 | 6188 | 70 | 18 | 0 | 8829 | 99.8 |

Invalid responses include no response.

45A) Indicate how often each of the statements below is descriptive of you.

How often do you feel that you lack companionship?

| | Male | | Female | | Unknown | | Total | |
|--------------------|-------|------|--------|------|---------|------|-------|------|
| | Freq. | Pct. | Freq. | Pct. | Freq. | Pct. | Freq. | Pct. |
| 1 Hardly ever | 815 | 36 | 2265 | 37 | 7 | 37 | 3158 | 35.9 |
| 2 Some of the time | 964 | 42 | 2783 | 45 | 8 | 42 | 3907 | 44.4 |
| 3 Often | 509 | 22 | 1116 | 18 | 4 | 21 | 1737 | 19.7 |
| Valid responses = | 2288 | 26 | 6164 | 70 | 19 | 0 | 8802 | 99.4 |

Invalid responses include no response.



AMERICAN COLLEGE HEALTH ASSOCIATION

American College Health Association-National College Health Assessment (ACHA-NCHA III)

Reference Group Data Report - Fall 2020

American College Health Association

8455 Colesville Road, Suite 740

Silver Spring, MD 20910

(410) 859-1500

www.acha.org

Undergraduate Students

December 18, 2023

FREQUENCY REPORT

Number of Surveys (n) =

8851 Web Surveys

45B) Indicate how often each of the statements below is descriptive of you.

How often do you feel left out?

| | Male | | Female | | Unknown | | Total | | |
|--------------------|-------|------|--------|------|---------|------|-------|------|--|
| | Freq. | Pct. | Freq. | Pct. | Freq. | Pct. | Freq. | Pct. | |
| 1 Hardly ever | 913 | 40 | 1945 | 32 | 4 | 22 | 2928 | 33.3 | |
| 2 Some of the time | 1001 | 44 | 3055 | 50 | 12 | 67 | 4219 | 47.9 | |
| 3 Often | 370 | 16 | 1172 | 19 | 2 | 11 | 1658 | 18.8 | |
| Valid responses = | 2284 | 26 | 6172 | 70 | 18 | 0 | 8805 | 99.5 | |

Invalid responses include no response.

45C) Indicate how often each of the statements below is descriptive of you.

How often do you feel isolated from others?

| | Male | | Female | | Unknown | | Total | | |
|--------------------|-------|------|--------|------|---------|------|-------|------|--|
| | Freq. | Pct. | Freq. | Pct. | Freq. | Pct. | Freq. | Pct. | |
| 1 Hardly ever | 829 | 36 | 1953 | 32 | 3 | 17 | 2835 | 32.2 | |
| 2 Some of the time | 948 | 42 | 2767 | 45 | 12 | 67 | 3860 | 43.8 | |
| 3 Often | 510 | 22 | 1455 | 24 | 3 | 17 | 2116 | 24.0 | |
| Valid responses = | 2287 | 26 | 6175 | 70 | 18 | 0 | 8811 | 99.5 | |

Invalid responses include no response.

46) Within the last 12 months, how often have you intentionally cut, burned, bruised, or otherwise injured yourself?

| | Male | | Female | | Unknown | | Total | | |
|-------------------------|-------|------|--------|------|---------|------|-------|------|--|
| | Freq. | Pct. | Freq. | Pct. | Freq. | Pct. | Freq. | Pct. | |
| 1 Never | 2125 | 94 | 5441 | 89 | 16 | 84 | 7809 | 89.3 | |
| 2 Once or twice | 117 | 5 | 563 | 9 | 0 | 0 | 750 | 8.6 | |
| 3 Monthly | 19 | 1 | 78 | 1 | 2 | 11 | 118 | 1.3 | |
| 4 Weekly | 7 | 0 | 32 | 1 | 1 | 5 | 47 | 0.5 | |
| 5 Daily or almost daily | 3 | 0 | 17 | 0 | 0 | 0 | 24 | 0.3 | |
| Valid responses = | 2271 | 26 | 6131 | 70 | 19 | 0 | 8748 | 98.8 | |

Invalid responses include no response.

47A1) Within the last 12 months, have you had problems or challenges with any the following?

Academics

| | Male | | Female | | Unknown | | Total | | |
|-------------------|-------|------|--------|------|---------|------|-------|------|--|
| | Freq. | Pct. | Freq. | Pct. | Freq. | Pct. | Freq. | Pct. | |
| 1 No | 1156 | 51 | 2975 | 48 | 7 | 39 | 4244 | 48.1 | |
| 2 Yes | 1133 | 50 | 3202 | 52 | 11 | 61 | 4571 | 51.9 | |
| Valid responses = | 2289 | 26 | 6177 | 70 | 18 | 0 | 8815 | 99.6 | |

Invalid responses include no response.

47A2) Within the last 12 months, have you had problems or challenges with any the following?

Career

| | Male | | Female | | Unknown | | Total | | |
|-------------------|-------|------|--------|------|---------|------|-------|------|--|
| | Freq. | Pct. | Freq. | Pct. | Freq. | Pct. | Freq. | Pct. | |
| 1 No | 1620 | 71 | 4124 | 67 | 13 | 68 | 5927 | 67.2 | |
| 2 Yes | 671 | 29 | 2053 | 33 | 6 | 32 | 2891 | 32.8 | |
| Valid responses = | 2291 | 26 | 6177 | 70 | 19 | 0 | 8818 | 99.6 | |

Invalid responses include no response.

47A3) Within the last 12 months, have you had problems or challenges with any the following?

Finances

| | Male | | Female | | Unknown | | Total | | |
|-------------------|-------|------|--------|------|---------|------|-------|------|--|
| | Freq. | Pct. | Freq. | Pct. | Freq. | Pct. | Freq. | Pct. | |
| 1 No | 1399 | 61 | 3097 | 50 | 13 | 72 | 4652 | 52.8 | |
| 2 Yes | 889 | 39 | 3079 | 50 | 5 | 28 | 4161 | 47.2 | |
| Valid responses = | 2288 | 26 | 6176 | 70 | 18 | 0 | 8813 | 99.6 | |

Invalid responses include no response.

47A4) Within the last 12 months, have you had problems or challenges with any the following?

Procrastination

| | Male | | Female | | Unknown | | Total | | |
|-------------------|-------|------|--------|------|---------|------|-------|------|--|
| | Freq. | Pct. | Freq. | Pct. | Freq. | Pct. | Freq. | Pct. | |
| 1 No | 572 | 25 | 1373 | 22 | 3 | 18 | 1997 | 22.7 | |
| 2 Yes | 1709 | 75 | 4797 | 78 | 14 | 82 | 6802 | 77.3 | |
| Valid responses = | 2281 | 26 | 6170 | 70 | 17 | 0 | 8799 | 99.4 | |

Invalid responses include no response.

47A5) Within the last 12 months, have you had problems or challenges with any the following?

Faculty

| | Male | | Female | | Unknown | | Total | | |
|-------------------|-------|------|--------|------|---------|------|-------|------|--|
| | Freq. | Pct. | Freq. | Pct. | Freq. | Pct. | Freq. | Pct. | |
| 1 No | 1998 | 88 | 5404 | 88 | 16 | 89 | 7688 | 87.4 | |
| 2 Yes | 286 | 13 | 757 | 12 | 2 | 11 | 1105 | 12.6 | |
| Valid responses = | 2284 | 26 | 6161 | 70 | 18 | 0 | 8793 | 99.3 | |

Invalid responses include no response.



AMERICAN COLLEGE HEALTH ASSOCIATION

American College Health Association-National College Health Assessment (ACHA-NCHA III)

Reference Group Data Report - Fall 2020

American College Health Association

8455 Colesville Road, Suite 740

Silver Spring, MD 20910

(410) 859-1500

www.acha.org

Undergraduate Students

December 18, 2023

FREQUENCY REPORT

Number of Surveys (n) =

8851 Web Surveys

47A6) Within the last 12 months, have you had problems or challenges with any the following?

Family

| | Male | | Female | | Unknown | | Total | |
|-------------------|-------|------|--------|------|---------|------|-------|------|
| | Freq. | Pct. | Freq. | Pct. | Freq. | Pct. | Freq. | Pct. |
| 1 No | 1681 | 74 | 3647 | 59 | 12 | 67 | 5469 | 62.1 |
| 2 Yes | 604 | 26 | 2524 | 41 | 6 | 33 | 3336 | 37.9 |
| Valid responses = | 2285 | 26 | 6171 | 70 | 18 | 0 | 8805 | 99.5 |

Invalid responses include no response.

47A7) Within the last 12 months, have you had problems or challenges with any the following?

Intimate relationships

| | Male | | Female | | Unknown | | Total | |
|-------------------|-------|------|--------|------|---------|------|-------|------|
| | Freq. | Pct. | Freq. | Pct. | Freq. | Pct. | Freq. | Pct. |
| 1 No | 1508 | 66 | 3926 | 64 | 14 | 78 | 5651 | 64.1 |
| 2 Yes | 779 | 34 | 2250 | 36 | 4 | 22 | 3161 | 35.9 |
| Valid responses = | 2287 | 26 | 6176 | 70 | 18 | 0 | 8812 | 99.6 |

Invalid responses include no response.

47A8) Within the last 12 months, have you had problems or challenges with any the following?

Roommate/housemate

| | Male | | Female | | Unknown | | Total | |
|-------------------|-------|------|--------|------|---------|------|-------|------|
| | Freq. | Pct. | Freq. | Pct. | Freq. | Pct. | Freq. | Pct. |
| 1 No | 1835 | 80 | 4440 | 72 | 16 | 89 | 6525 | 74.0 |
| 2 Yes | 451 | 20 | 1737 | 28 | 2 | 11 | 2287 | 26.0 |
| Valid responses = | 2286 | 26 | 6177 | 70 | 18 | 0 | 8812 | 99.6 |

Invalid responses include no response.

47A9) Within the last 12 months, have you had problems or challenges with any the following?

Peers

| | Male | | Female | | Unknown | | Total | |
|-------------------|-------|------|--------|------|---------|------|-------|------|
| | Freq. | Pct. | Freq. | Pct. | Freq. | Pct. | Freq. | Pct. |
| 1 No | 1832 | 80 | 4616 | 75 | 13 | 72 | 6695 | 76.1 |
| 2 Yes | 451 | 20 | 1548 | 25 | 5 | 28 | 2100 | 23.9 |
| Valid responses = | 2283 | 26 | 6164 | 70 | 18 | 0 | 8795 | 99.4 |

Invalid responses include no response.

47A10) Within the last 12 months, have you had problems or challenges with any the following?

Personal appearance

| | Male | | Female | | Unknown | | Total | |
|-------------------|-------|------|--------|------|---------|------|-------|------|
| | Freq. | Pct. | Freq. | Pct. | Freq. | Pct. | Freq. | Pct. |
| 1 No | 1501 | 66 | 2712 | 44 | 10 | 59 | 4328 | 49.2 |
| 2 Yes | 783 | 34 | 3450 | 56 | 7 | 41 | 4466 | 50.8 |
| Valid responses = | 2284 | 26 | 6162 | 70 | 17 | 0 | 8794 | 99.4 |

Invalid responses include no response.

47A11) Within the last 12 months, have you had problems or challenges with any the following?

Health of someone close to me

| | Male | | Female | | Unknown | | Total | |
|-------------------|-------|------|--------|------|---------|------|-------|------|
| | Freq. | Pct. | Freq. | Pct. | Freq. | Pct. | Freq. | Pct. |
| 1 No | 1638 | 72 | 3746 | 61 | 13 | 77 | 5564 | 63.2 |
| 2 Yes | 645 | 28 | 2426 | 39 | 4 | 24 | 3239 | 36.8 |
| Valid responses = | 2283 | 26 | 6172 | 70 | 17 | 0 | 8803 | 99.5 |

Invalid responses include no response.

47A12) Within the last 12 months, have you had problems or challenges with any the following?

Death of a family member, friend, or someone close to me

| | Male | | Female | | Unknown | | Total | |
|-------------------|-------|------|--------|------|---------|------|-------|------|
| | Freq. | Pct. | Freq. | Pct. | Freq. | Pct. | Freq. | Pct. |
| 1 No | 1832 | 80 | 4617 | 75 | 14 | 82 | 6703 | 76.1 |
| 2 Yes | 451 | 20 | 1558 | 25 | 3 | 18 | 2102 | 23.9 |
| Valid responses = | 2283 | 26 | 6175 | 70 | 17 | 0 | 8805 | 99.5 |

Invalid responses include no response.

47A13) Within the last 12 months, have you had problems or challenges with any the following?

Bullying (for example: making threats, spreading rumors, physical or verbal attacks, or excluding someone from a group)

| | Male | | Female | | Unknown | | Total | |
|-------------------|-------|------|--------|------|---------|------|-------|------|
| | Freq. | Pct. | Freq. | Pct. | Freq. | Pct. | Freq. | Pct. |
| 1 No | 2191 | 96 | 5790 | 94 | 17 | 100 | 8294 | 94.1 |
| 2 Yes | 97 | 4 | 388 | 6 | 0 | 0 | 520 | 5.9 |
| Valid responses = | 2288 | 26 | 6178 | 70 | 17 | 0 | 8814 | 99.6 |

Invalid responses include no response.



AMERICAN COLLEGE HEALTH ASSOCIATION

American College Health Association-National College Health Assessment (ACHA-NCHA III)

Reference Group Data Report - Fall 2020

American College Health Association

8455 Colesville Road, Suite 740

Silver Spring, MD 20910

(410) 859-1500

www.acha.org

Undergraduate Students

December 18, 2023

FREQUENCY REPORT

Number of Surveys (n) =

8851 Web Surveys

47A14) Within the last 12 months, have you had problems or challenges with any the following?

Cyberbullying (use of technology to harass, threaten, embarrass, or target another person)

| | Male | | Female | | Unknown | | Total | |
|-------------------|-------|------|--------|------|---------|------|-------|------|
| | Freq. | Pct. | Freq. | Pct. | Freq. | Pct. | Freq. | Pct. |
| 1 No | 2232 | 98 | 5945 | 96 | 17 | 100 | 8494 | 96.4 |
| 2 Yes | 53 | 2 | 233 | 4 | 0 | 0 | 317 | 3.6 |
| Valid responses = | 2285 | 26 | 6178 | 70 | 17 | 0 | 8811 | 99.5 |

Invalid responses include no response.

47A15) Within the last 12 months, have you had problems or challenges with any the following?

Hazing (rituals, challenges, and other activities involving harassment, abuse, embarrassment, ridicule, or humiliation used as a way of initiating a person into a group)

| | Male | | Female | | Unknown | | Total | |
|-------------------|-------|------|--------|------|---------|------|-------|------|
| | Freq. | Pct. | Freq. | Pct. | Freq. | Pct. | Freq. | Pct. |
| 1 No | 2267 | 99 | 6139 | 100 | 17 | 100 | 8750 | 99.4 |
| 2 Yes | 21 | 1 | 32 | 1 | 0 | 0 | 57 | 0.6 |
| Valid responses = | 2288 | 26 | 6171 | 70 | 17 | 0 | 8807 | 99.5 |

Invalid responses include no response.

47A16) Within the last 12 months, have you had problems or challenges with any the following?

Microaggression (a subtle but offensive comment or action directed at a minority or other non-dominant group, whether intentional or unintentional, that reinforces a stereotype)

| | Male | | Female | | Unknown | | Total | |
|-------------------|-------|------|--------|------|---------|------|-------|------|
| | Freq. | Pct. | Freq. | Pct. | Freq. | Pct. | Freq. | Pct. |
| 1 No | 2081 | 91 | 5293 | 86 | 15 | 88 | 7583 | 86.0 |
| 2 Yes | 205 | 9 | 886 | 14 | 2 | 12 | 1230 | 14.0 |
| Valid responses = | 2286 | 26 | 6179 | 70 | 17 | 0 | 8813 | 99.6 |

Invalid responses include no response.

47A17) Within the last 12 months, have you had problems or challenges with any the following?

Sexual Harassment (unwelcomed sexual advances, requests for sexual favors, and other verbal or physical conduct of a sexual nature)

| | Male | | Female | | Unknown | | Total | |
|-------------------|-------|------|--------|------|---------|------|-------|------|
| | Freq. | Pct. | Freq. | Pct. | Freq. | Pct. | Freq. | Pct. |
| 1 No | 2233 | 98 | 5486 | 89 | 17 | 100 | 8023 | 91.0 |
| 2 Yes | 53 | 2 | 692 | 11 | 0 | 0 | 789 | 9.0 |
| Valid responses = | 2286 | 26 | 6178 | 70 | 17 | 0 | 8812 | 99.6 |

Invalid responses include no response.

47A18) Within the last 12 months, have you had problems or challenges with any the following?

Discrimination (the unjust or prejudicial treatment of a person based on the group, class, or category to which the person is perceived to belong)

| | Male | | Female | | Unknown | | Total | |
|-------------------|-------|------|--------|------|---------|------|-------|------|
| | Freq. | Pct. | Freq. | Pct. | Freq. | Pct. | Freq. | Pct. |
| 1 No | 2140 | 94 | 5594 | 91 | 16 | 94 | 8001 | 90.8 |
| 2 Yes | 147 | 6 | 582 | 9 | 1 | 6 | 810 | 9.2 |
| Valid responses = | 2287 | 26 | 6176 | 70 | 17 | 0 | 8811 | 99.5 |

Invalid responses include no response.

47B1) Within the last 12 months, to what extent did the following issue(s) cause you distress?

(only includes students that had problems or challenges with this issue within the last 12 months)

Academics

| | Male | | Female | | Unknown | | Total | |
|---------------------|-------|------|--------|------|---------|------|-------|------|
| | Freq. | Pct. | Freq. | Pct. | Freq. | Pct. | Freq. | Pct. |
| 1 No Distress | 11 | 1 | 15 | 1 | 0 | 0 | 26 | 0.6 |
| 2 Minimal Distress | 188 | 17 | 308 | 10 | 2 | 18 | 512 | 11.2 |
| 3 Moderate Distress | 505 | 45 | 1368 | 43 | 3 | 27 | 1971 | 43.3 |
| 4 High Distress | 426 | 38 | 1501 | 47 | 6 | 55 | 2048 | 44.9 |
| Valid responses = | 1130 | 25 | 3192 | 70 | 11 | 0 | 4557 | 51.5 |

Invalid responses include no response.

47B2) Within the last 12 months, to what extent did the following issue(s) cause you distress?

(only includes students that had problems or challenges with this issue within the last 12 months)

Career

| | Male | | Female | | Unknown | | Total | |
|---------------------|-------|------|--------|------|---------|------|-------|------|
| | Freq. | Pct. | Freq. | Pct. | Freq. | Pct. | Freq. | Pct. |
| 1 No Distress | 12 | 2 | 38 | 2 | 0 | 0 | 51 | 1.8 |
| 2 Minimal Distress | 195 | 29 | 483 | 24 | 2 | 33 | 714 | 24.8 |
| 3 Moderate Distress | 296 | 44 | 926 | 45 | 3 | 50 | 1300 | 45.2 |
| 4 High Distress | 163 | 25 | 600 | 29 | 1 | 17 | 814 | 28.3 |
| Valid responses = | 666 | 23 | 2047 | 71 | 6 | 0 | 2879 | 32.5 |

Invalid responses include no response.



AMERICAN COLLEGE HEALTH ASSOCIATION

American College Health Association-National College Health Assessment (ACHA-NCHA III)

Reference Group Data Report - Fall 2020

American College Health Association

8455 Colesville Road, Suite 740

Silver Spring, MD 20910

(410) 859-1500

www.acha.org

Undergraduate Students

December 18, 2023

FREQUENCY REPORT

Number of Surveys (n) =

8851 Web Surveys

47B3) Within the last 12 months, to what extent did the following issue(s) cause you distress?

(only includes students that had problems or challenges with this issue within the last 12 months)

Finances

| | Male | | Female | | Unknown | | Total | |
|---------------------|-------|------|--------|------|---------|------|-------|------|
| | Freq. | Pct. | Freq. | Pct. | Freq. | Pct. | Freq. | Pct. |
| 1 No Distress | 10 | 1 | 21 | 1 | 0 | 0 | 31 | 0.7 |
| 2 Minimal Distress | 220 | 25 | 634 | 21 | 2 | 40 | 895 | 21.6 |
| 3 Moderate Distress | 409 | 46 | 1310 | 43 | 1 | 20 | 1788 | 43.1 |
| 4 High Distress | 249 | 28 | 1107 | 36 | 2 | 40 | 1438 | 34.6 |
| Valid responses = | 888 | 21 | 3072 | 74 | 5 | 0 | 4152 | 46.9 |

Invalid responses include no response.

47B4) Within the last 12 months, to what extent did the following issue(s) cause you distress?

(only includes students that had problems or challenges with this issue within the last 12 months)

Procrastination

| | Male | | Female | | Unknown | | Total | |
|---------------------|-------|------|--------|------|---------|------|-------|------|
| | Freq. | Pct. | Freq. | Pct. | Freq. | Pct. | Freq. | Pct. |
| 1 No Distress | 64 | 4 | 90 | 2 | 1 | 7 | 160 | 2.4 |
| 2 Minimal Distress | 612 | 36 | 1295 | 27 | 4 | 29 | 1969 | 29.1 |
| 3 Moderate Distress | 652 | 38 | 2073 | 43 | 5 | 36 | 2830 | 41.8 |
| 4 High Distress | 371 | 22 | 1317 | 28 | 4 | 29 | 1810 | 26.7 |
| Valid responses = | 1699 | 25 | 4775 | 71 | 14 | 0 | 6769 | 76.5 |

Invalid responses include no response.

47B5) Within the last 12 months, to what extent did the following issue(s) cause you distress?

(only includes students that had problems or challenges with this issue within the last 12 months)

Faculty

| | Male | | Female | | Unknown | | Total | |
|---------------------|-------|------|--------|------|---------|------|-------|------|
| | Freq. | Pct. | Freq. | Pct. | Freq. | Pct. | Freq. | Pct. |
| 1 No Distress | 11 | 4 | 32 | 4 | 0 | 0 | 48 | 4.4 |
| 2 Minimal Distress | 112 | 39 | 339 | 45 | 0 | 0 | 483 | 43.9 |
| 3 Moderate Distress | 114 | 40 | 268 | 36 | 1 | 100 | 396 | 36.0 |
| 4 High Distress | 48 | 17 | 116 | 15 | 0 | 0 | 174 | 15.8 |
| Valid responses = | 285 | 26 | 755 | 69 | 1 | 0 | 1101 | 12.4 |

Invalid responses include no response.

47B6) Within the last 12 months, to what extent did the following issue(s) cause you distress?

(only includes students that had problems or challenges with this issue within the last 12 months)

Family

| | Male | | Female | | Unknown | | Total | |
|---------------------|-------|------|--------|------|---------|------|-------|------|
| | Freq. | Pct. | Freq. | Pct. | Freq. | Pct. | Freq. | Pct. |
| 1 No Distress | 14 | 2 | 42 | 2 | 1 | 17 | 58 | 1.7 |
| 2 Minimal Distress | 232 | 39 | 730 | 29 | 0 | 0 | 1022 | 30.8 |
| 3 Moderate Distress | 225 | 37 | 1020 | 41 | 2 | 33 | 1315 | 39.6 |
| 4 High Distress | 130 | 22 | 723 | 29 | 3 | 50 | 928 | 27.9 |
| Valid responses = | 601 | 18 | 2515 | 76 | 6 | 0 | 3323 | 37.5 |

Invalid responses include no response.

47B7) Within the last 12 months, to what extent did the following issue(s) cause you distress?

(only includes students that had problems or challenges with this issue within the last 12 months)

Intimate relationships

| | Male | | Female | | Unknown | | Total | |
|---------------------|-------|------|--------|------|---------|------|-------|------|
| | Freq. | Pct. | Freq. | Pct. | Freq. | Pct. | Freq. | Pct. |
| 1 No Distress | 35 | 5 | 66 | 3 | 1 | 25 | 103 | 3.3 |
| 2 Minimal Distress | 259 | 33 | 755 | 34 | 1 | 25 | 1052 | 33.4 |
| 3 Moderate Distress | 285 | 37 | 834 | 37 | 2 | 50 | 1173 | 37.2 |
| 4 High Distress | 198 | 26 | 589 | 26 | 0 | 0 | 824 | 26.1 |
| Valid responses = | 777 | 25 | 2244 | 71 | 4 | 0 | 3152 | 35.6 |

Invalid responses include no response.

47B8) Within the last 12 months, to what extent did the following issue(s) cause you distress?

(only includes students that had problems or challenges with this issue within the last 12 months)

Roommate/housemate

| | Male | | Female | | Unknown | | Total | |
|---------------------|-------|------|--------|------|---------|------|-------|------|
| | Freq. | Pct. | Freq. | Pct. | Freq. | Pct. | Freq. | Pct. |
| 1 No Distress | 19 | 4 | 57 | 3 | 0 | 0 | 79 | 3.5 |
| 2 Minimal Distress | 228 | 51 | 648 | 37 | 1 | 50 | 906 | 39.7 |
| 3 Moderate Distress | 138 | 31 | 640 | 37 | 1 | 50 | 818 | 35.9 |
| 4 High Distress | 63 | 14 | 389 | 22 | 0 | 0 | 478 | 21.0 |
| Valid responses = | 448 | 20 | 1734 | 76 | 2 | 0 | 2281 | 25.8 |

Invalid responses include no response.



AMERICAN COLLEGE HEALTH ASSOCIATION

American College Health Association-National College Health Assessment (ACHA-NCHA III)

Reference Group Data Report - Fall 2020

American College Health Association

8455 Colesville Road, Suite 740

Silver Spring, MD 20910

(410) 859-1500

www.acha.org

Undergraduate Students

December 18, 2023

FREQUENCY REPORT

Number of Surveys (n) =

8851 Web Surveys

47B9) Within the last 12 months, to what extent did the following issue(s) cause you distress?

(only includes students that had problems or challenges with this issue within the last 12 months)

Peers

| | Male | | Female | | Unknown | | Total | |
|---------------------|-------|------|--------|------|---------|------|-------|------|
| | Freq. | Pct. | Freq. | Pct. | Freq. | Pct. | Freq. | Pct. |
| 1 No Distress | 32 | 7 | 72 | 5 | 0 | 0 | 106 | 5.1 |
| 2 Minimal Distress | 232 | 52 | 757 | 49 | 1 | 20 | 1027 | 49.2 |
| 3 Moderate Distress | 139 | 31 | 520 | 34 | 4 | 80 | 703 | 33.7 |
| 4 High Distress | 47 | 10 | 189 | 12 | 0 | 0 | 252 | 12.1 |
| Valid responses = | 450 | 22 | 1538 | 74 | 5 | 0 | 2088 | 23.6 |

Invalid responses include no response.

47B10) Within the last 12 months, to what extent did the following issue(s) cause you distress?

(only includes students that had problems or challenges with this issue within the last 12 months)

Personal appearance

| | Male | | Female | | Unknown | | Total | |
|---------------------|-------|------|--------|------|---------|------|-------|------|
| | Freq. | Pct. | Freq. | Pct. | Freq. | Pct. | Freq. | Pct. |
| 1 No Distress | 28 | 4 | 39 | 1 | 0 | 0 | 68 | 1.5 |
| 2 Minimal Distress | 364 | 47 | 1124 | 33 | 0 | 0 | 1548 | 34.8 |
| 3 Moderate Distress | 273 | 35 | 1401 | 41 | 3 | 43 | 1758 | 39.5 |
| 4 High Distress | 115 | 15 | 871 | 25 | 4 | 57 | 1072 | 24.1 |
| Valid responses = | 780 | 18 | 3435 | 77 | 7 | 0 | 4446 | 50.2 |

Invalid responses include no response.

47B11) Within the last 12 months, to what extent did the following issue(s) cause you distress?

(only includes students that had problems or challenges with this issue within the last 12 months)

Health of someone close to me

| | Male | | Female | | Unknown | | Total | |
|---------------------|-------|------|--------|------|---------|------|-------|------|
| | Freq. | Pct. | Freq. | Pct. | Freq. | Pct. | Freq. | Pct. |
| 1 No Distress | 29 | 5 | 66 | 3 | 0 | 0 | 95 | 2.9 |
| 2 Minimal Distress | 237 | 37 | 673 | 28 | 0 | 0 | 954 | 29.5 |
| 3 Moderate Distress | 240 | 37 | 967 | 40 | 2 | 50 | 1281 | 39.7 |
| 4 High Distress | 137 | 21 | 713 | 30 | 2 | 50 | 900 | 27.9 |
| Valid responses = | 643 | 20 | 2419 | 75 | 4 | 0 | 3230 | 36.5 |

Invalid responses include no response.

47B12) Within the last 12 months, to what extent did the following issue(s) cause you distress?

(only includes students that had problems or challenges with this issue within the last 12 months)

Death of a family member, friend, or someone close to me

| | Male | | Female | | Unknown | | Total | |
|---------------------|-------|------|--------|------|---------|------|-------|------|
| | Freq. | Pct. | Freq. | Pct. | Freq. | Pct. | Freq. | Pct. |
| 1 No Distress | 18 | 4 | 35 | 2 | 0 | 0 | 55 | 2.6 |
| 2 Minimal Distress | 123 | 28 | 324 | 21 | 0 | 0 | 464 | 22.2 |
| 3 Moderate Distress | 175 | 39 | 536 | 35 | 2 | 67 | 739 | 35.3 |
| 4 High Distress | 132 | 30 | 659 | 42 | 1 | 33 | 836 | 39.9 |
| Valid responses = | 448 | 21 | 1554 | 74 | 3 | 0 | 2094 | 23.7 |

Invalid responses include no response.

47B13) Within the last 12 months, to what extent did the following issue(s) cause you distress?

(only includes students that had problems or challenges with this issue within the last 12 months)

Bullying (for example: making threats, spreading rumors, physical or verbal attacks, or excluding someone from a group)

| | Male | | Female | | Unknown | | Total | |
|---------------------|-------|------|--------|------|---------|------|-------|------|
| | Freq. | Pct. | Freq. | Pct. | Freq. | Pct. | Freq. | Pct. |
| 1 No Distress | 14 | 14 | 24 | 6 | 0 | 0 | 38 | 7.3 |
| 2 Minimal Distress | 42 | 43 | 146 | 38 | 0 | 0 | 202 | 38.8 |
| 3 Moderate Distress | 22 | 23 | 132 | 34 | 0 | 0 | 172 | 33.1 |
| 4 High Distress | 19 | 20 | 86 | 22 | 0 | 0 | 108 | 20.8 |
| Valid responses = | 97 | 19 | 388 | 75 | 0 | 0 | 520 | 5.9 |

Invalid responses include no response.

47B14) Within the last 12 months, to what extent did the following issue(s) cause you distress?

(only includes students that had problems or challenges with this issue within the last 12 months)

Cyberbullying (use of technology to harass, threaten, embarrass, or target another person)

| | Male | | Female | | Unknown | | Total | |
|---------------------|-------|------|--------|------|---------|------|-------|------|
| | Freq. | Pct. | Freq. | Pct. | Freq. | Pct. | Freq. | Pct. |
| 1 No Distress | 12 | 23 | 21 | 9 | 0 | 0 | 33 | 10.4 |
| 2 Minimal Distress | 22 | 42 | 94 | 41 | 0 | 0 | 126 | 39.9 |
| 3 Moderate Distress | 9 | 17 | 69 | 30 | 0 | 0 | 92 | 29.1 |
| 4 High Distress | 10 | 19 | 48 | 21 | 0 | 0 | 65 | 20.6 |
| Valid responses = | 53 | 17 | 232 | 73 | 0 | 0 | 316 | 3.6 |

Invalid responses include no response.



AMERICAN COLLEGE HEALTH ASSOCIATION

American College Health Association-National College Health Assessment (ACHA-NCHA III)

Reference Group Data Report - Fall 2020

American College Health Association

8455 Colesville Road, Suite 740

Silver Spring, MD 20910

(410) 859-1500

www.acha.org

Undergraduate Students

December 18, 2023

FREQUENCY REPORT

Number of Surveys (n) =

8851 Web Surveys

47B15) Within the last 12 months, to what extent did the following issue(s) cause you distress?

(only includes students that had problems or challenges with this issue within the last 12 months)

Hazing (rituals, challenges, and other activities involving harassment, abuse, embarrassment, ridicule, or humiliation used as a way of initiating a person into a group)

| | Male | | Female | | Unknown | | Total | |
|---------------------|-------|------|--------|------|---------|------|-------|------|
| | Freq. | Pct. | Freq. | Pct. | Freq. | Pct. | Freq. | Pct. |
| 1 No Distress | 4 | 19 | 3 | 9 | 0 | 0 | 7 | 12.3 |
| 2 Minimal Distress | 8 | 38 | 8 | 25 | 0 | 0 | 16 | 28.1 |
| 3 Moderate Distress | 3 | 14 | 11 | 34 | 0 | 0 | 16 | 28.1 |
| 4 High Distress | 6 | 29 | 10 | 31 | 0 | 0 | 18 | 31.6 |
| Valid responses = | 21 | 37 | 32 | 56 | 0 | 0 | 57 | 0.6 |

Invalid responses include no response.

47B16) Within the last 12 months, to what extent did the following issue(s) cause you distress?

(only includes students that had problems or challenges with this issue within the last 12 months)

Microaggression (a subtle but offensive comment or action directed at a minority or other non-dominant group, whether intentional or unintentional, that reinforces a stereotype)

| | Male | | Female | | Unknown | | Total | |
|---------------------|-------|------|--------|------|---------|------|-------|------|
| | Freq. | Pct. | Freq. | Pct. | Freq. | Pct. | Freq. | Pct. |
| 1 No Distress | 41 | 20 | 67 | 8 | 1 | 50 | 112 | 9.1 |
| 2 Minimal Distress | 111 | 54 | 453 | 51 | 1 | 50 | 627 | 51.1 |
| 3 Moderate Distress | 37 | 18 | 267 | 30 | 0 | 0 | 358 | 29.2 |
| 4 High Distress | 15 | 7 | 96 | 11 | 0 | 0 | 129 | 10.5 |
| Valid responses = | 204 | 17 | 883 | 72 | 2 | 0 | 1226 | 13.9 |

Invalid responses include no response.

47B17) Within the last 12 months, to what extent did the following issue(s) cause you distress?

(only includes students that had problems or challenges with this issue within the last 12 months)

Sexual Harassment (unwelcomed sexual advances, requests for sexual favors, and other verbal or physical conduct of a sexual nature)

| | Male | | Female | | Unknown | | Total | |
|---------------------|-------|------|--------|------|---------|------|-------|------|
| | Freq. | Pct. | Freq. | Pct. | Freq. | Pct. | Freq. | Pct. |
| 1 No Distress | 8 | 15 | 27 | 4 | 0 | 0 | 36 | 4.6 |
| 2 Minimal Distress | 26 | 49 | 277 | 40 | 0 | 0 | 313 | 39.7 |
| 3 Moderate Distress | 8 | 15 | 215 | 31 | 0 | 0 | 242 | 30.7 |
| 4 High Distress | 11 | 21 | 172 | 25 | 0 | 0 | 197 | 25.0 |
| Valid responses = | 53 | 7 | 691 | 88 | 0 | 0 | 788 | 8.9 |

Invalid responses include no response.

47B18) Within the last 12 months, to what extent did the following issue(s) cause you distress?

(only includes students that had problems or challenges with this issue within the last 12 months)

Discrimination (the unjust or prejudicial treatment of a person based on the group, class, or category to which the person is perceived to belong)

| | Male | | Female | | Unknown | | Total | |
|---------------------|-------|------|--------|------|---------|------|-------|------|
| | Freq. | Pct. | Freq. | Pct. | Freq. | Pct. | Freq. | Pct. |
| 1 No Distress | 20 | 14 | 26 | 5 | 1 | 100 | 48 | 6.0 |
| 2 Minimal Distress | 68 | 47 | 221 | 38 | 0 | 0 | 318 | 39.5 |
| 3 Moderate Distress | 38 | 26 | 222 | 38 | 0 | 0 | 293 | 36.4 |
| 4 High Distress | 20 | 14 | 111 | 19 | 0 | 0 | 147 | 18.2 |
| Valid responses = | 146 | 18 | 580 | 72 | 1 | 0 | 806 | 9.1 |

Invalid responses include no response.

47C2) Within the last 12 months, to what extent did the following issue(s) negatively affect your academic performance?

(only includes students that had problems or challenges with this issue within the last 12 months)

Career

| | Male | | Female | | Unknown | | Total | |
|--|-------|------|--------|------|---------|------|-------|------|
| | Freq. | Pct. | Freq. | Pct. | Freq. | Pct. | Freq. | Pct. |
| 1 Did not affect academic performance | 413 | 62 | 1303 | 64 | 4 | 80 | 1809 | 62.8 |
| 2 Negatively impacted performance in a class | 209 | 31 | 563 | 28 | 1 | 20 | 828 | 28.8 |
| 3 Delayed progress towards degree | 47 | 7 | 179 | 9 | 0 | 0 | 242 | 8.4 |
| Valid responses = | 669 | 23 | 2045 | 71 | 5 | 0 | 2879 | 32.5 |

Invalid responses include no response.

47C3) Within the last 12 months, to what extent did the following issue(s) negatively affect your academic performance?

(only includes students that had problems or challenges with this issue within the last 12 months)

Finances

| | Male | | Female | | Unknown | | Total | |
|--|-------|------|--------|------|---------|------|-------|------|
| | Freq. | Pct. | Freq. | Pct. | Freq. | Pct. | Freq. | Pct. |
| 1 Did not affect academic performance | 541 | 61 | 1963 | 64 | 5 | 100 | 2611 | 62.9 |
| 2 Negatively impacted performance in a class | 268 | 30 | 808 | 26 | 0 | 0 | 1133 | 27.3 |
| 3 Delayed progress towards degree | 76 | 9 | 299 | 10 | 0 | 0 | 404 | 9.7 |
| Valid responses = | 885 | 21 | 3070 | 74 | 5 | 0 | 4148 | 46.9 |

Invalid responses include no response.



AMERICAN COLLEGE HEALTH ASSOCIATION

American College Health Association-National College Health Assessment (ACHA-NCHA III)

Reference Group Data Report - Fall 2020

American College Health Association

8455 Colesville Road, Suite 740

Silver Spring, MD 20910

(410) 859-1500

www.acha.org

Undergraduate Students

December 18, 2023

FREQUENCY REPORT

Number of Surveys (n) =

8851 Web Surveys

47C4) Within the last 12 months, to what extent did the following issue(s) negatively affect your academic performance?

(only includes students that had problems or challenges with this issue within the last 12 months)

Procrastination

| | Male | | Female | | Unknown | | Total | |
|--|-------|------|--------|------|---------|------|-------|------|
| | Freq. | Pct. | Freq. | Pct. | Freq. | Pct. | Freq. | Pct. |
| 1 Did not affect academic performance | 562 | 33 | 1732 | 36 | 5 | 36 | 2365 | 34.9 |
| 2 Negatively impacted performance in a class | 1002 | 59 | 2607 | 55 | 9 | 64 | 3787 | 55.9 |
| 3 Delayed progress towards degree | 139 | 8 | 437 | 9 | 0 | 0 | 623 | 9.2 |
| Valid responses = | 1703 | 25 | 4776 | 70 | 14 | 0 | 6775 | 76.5 |

Invalid responses include no response.

47C5) Within the last 12 months, to what extent did the following issue(s) negatively affect your academic performance?

(only includes students that had problems or challenges with this issue within the last 12 months)

Faculty

| | Male | | Female | | Unknown | | Total | |
|--|-------|------|--------|------|---------|------|-------|------|
| | Freq. | Pct. | Freq. | Pct. | Freq. | Pct. | Freq. | Pct. |
| 1 Did not affect academic performance | 106 | 38 | 324 | 43 | 1 | 100 | 464 | 42.3 |
| 2 Negatively impacted performance in a class | 146 | 52 | 356 | 47 | 0 | 0 | 520 | 47.4 |
| 3 Delayed progress towards degree | 31 | 11 | 72 | 10 | 0 | 0 | 112 | 10.2 |
| Valid responses = | 283 | 26 | 752 | 69 | 1 | 0 | 1096 | 12.4 |

Invalid responses include no response.

47C6) Within the last 12 months, to what extent did the following issue(s) negatively affect your academic performance?

(only includes students that had problems or challenges with this issue within the last 12 months)

Family

| | Male | | Female | | Unknown | | Total | |
|--|-------|------|--------|------|---------|------|-------|------|
| | Freq. | Pct. | Freq. | Pct. | Freq. | Pct. | Freq. | Pct. |
| 1 Did not affect academic performance | 424 | 71 | 1671 | 67 | 3 | 60 | 2225 | 67.0 |
| 2 Negatively impacted performance in a class | 148 | 25 | 695 | 28 | 2 | 40 | 902 | 27.2 |
| 3 Delayed progress towards degree | 29 | 5 | 146 | 6 | 0 | 0 | 192 | 5.8 |
| Valid responses = | 601 | 18 | 2512 | 76 | 5 | 0 | 3319 | 37.5 |

Invalid responses include no response.

47C7) Within the last 12 months, to what extent did the following issue(s) negatively affect your academic performance?

(only includes students that had problems or challenges with this issue within the last 12 months)

Intimate relationships

| | Male | | Female | | Unknown | | Total | |
|--|-------|------|--------|------|---------|------|-------|------|
| | Freq. | Pct. | Freq. | Pct. | Freq. | Pct. | Freq. | Pct. |
| 1 Did not affect academic performance | 574 | 74 | 1608 | 72 | 3 | 100 | 2265 | 72.0 |
| 2 Negatively impacted performance in a class | 170 | 22 | 552 | 25 | 0 | 0 | 762 | 24.2 |
| 3 Delayed progress towards degree | 32 | 4 | 82 | 4 | 0 | 0 | 120 | 3.8 |
| Valid responses = | 776 | 25 | 2242 | 71 | 3 | 0 | 3147 | 35.6 |

Invalid responses include no response.

47C8) Within the last 12 months, to what extent did the following issue(s) negatively affect your academic performance?

(only includes students that had problems or challenges with this issue within the last 12 months)

Roommate/housemate

| | Male | | Female | | Unknown | | Total | |
|--|-------|------|--------|------|---------|------|-------|------|
| | Freq. | Pct. | Freq. | Pct. | Freq. | Pct. | Freq. | Pct. |
| 1 Did not affect academic performance | 336 | 75 | 1355 | 78 | 2 | 100 | 1759 | 77.0 |
| 2 Negatively impacted performance in a class | 102 | 23 | 330 | 19 | 0 | 0 | 457 | 20.0 |
| 3 Delayed progress towards degree | 12 | 3 | 50 | 3 | 0 | 0 | 68 | 3.0 |
| Valid responses = | 450 | 20 | 1735 | 76 | 2 | 0 | 2284 | 25.8 |

Invalid responses include no response.

47C9) Within the last 12 months, to what extent did the following issue(s) negatively affect your academic performance?

(only includes students that had problems or challenges with this issue within the last 12 months)

Peers

| | Male | | Female | | Unknown | | Total | |
|--|-------|------|--------|------|---------|------|-------|------|
| | Freq. | Pct. | Freq. | Pct. | Freq. | Pct. | Freq. | Pct. |
| 1 Did not affect academic performance | 366 | 82 | 1288 | 84 | 4 | 100 | 1735 | 83.3 |
| 2 Negatively impacted performance in a class | 74 | 17 | 218 | 14 | 0 | 0 | 309 | 14.8 |
| 3 Delayed progress towards degree | 8 | 2 | 30 | 2 | 0 | 0 | 40 | 1.9 |
| Valid responses = | 448 | 21 | 1536 | 74 | 4 | 0 | 2084 | 23.5 |

Invalid responses include no response.



AMERICAN COLLEGE HEALTH ASSOCIATION

American College Health Association-National College Health Assessment (ACHA-NCHA III)

Reference Group Data Report - Fall 2020

American College Health Association

8455 Colesville Road, Suite 740

Silver Spring, MD 20910

(410) 859-1500

www.acha.org

Undergraduate Students

December 18, 2023

FREQUENCY REPORT

Number of Surveys (n) =

8851 Web Surveys

47C10) Within the last 12 months, to what extent did the following issue(s) negatively affect your academic performance?

(only includes students that had problems or challenges with this issue within the last 12 months)

Personal appearance

| | Male | | Female | | Unknown | | Total | |
|--|-------|------|--------|------|---------|------|-------|------|
| | Freq. | Pct. | Freq. | Pct. | Freq. | Pct. | Freq. | Pct. |
| 1 Did not affect academic performance | 692 | 89 | 3055 | 89 | 5 | 83 | 3921 | 88.1 |
| 2 Negatively impacted performance in a class | 75 | 10 | 333 | 10 | 1 | 17 | 458 | 10.3 |
| 3 Delayed progress towards degree | 13 | 2 | 52 | 2 | 0 | 0 | 72 | 1.6 |
| Valid responses = | 780 | 18 | 3440 | 77 | 6 | 0 | 4451 | 50.3 |

Invalid responses include no response.

47C11) Within the last 12 months, to what extent did the following issue(s) negatively affect your academic performance?

(only includes students that had problems or challenges with this issue within the last 12 months)

Health of someone close to me

| | Male | | Female | | Unknown | | Total | |
|--|-------|------|--------|------|---------|------|-------|------|
| | Freq. | Pct. | Freq. | Pct. | Freq. | Pct. | Freq. | Pct. |
| 1 Did not affect academic performance | 490 | 76 | 1743 | 72 | 1 | 25 | 2342 | 72.5 |
| 2 Negatively impacted performance in a class | 140 | 22 | 581 | 24 | 3 | 75 | 773 | 23.9 |
| 3 Delayed progress towards degree | 14 | 2 | 95 | 4 | 0 | 0 | 116 | 3.6 |
| Valid responses = | 644 | 20 | 2419 | 75 | 4 | 0 | 3231 | 36.5 |

Invalid responses include no response.

47C12) Within the last 12 months, to what extent did the following issue(s) negatively affect your academic performance?

(only includes students that had problems or challenges with this issue within the last 12 months)

Death of a family member, friend, or someone close to me

| | Male | | Female | | Unknown | | Total | |
|--|-------|------|--------|------|---------|------|-------|------|
| | Freq. | Pct. | Freq. | Pct. | Freq. | Pct. | Freq. | Pct. |
| 1 Did not affect academic performance | 290 | 64 | 898 | 58 | 1 | 33 | 1238 | 59.0 |
| 2 Negatively impacted performance in a class | 135 | 30 | 554 | 36 | 2 | 67 | 721 | 34.4 |
| 3 Delayed progress towards degree | 25 | 6 | 103 | 7 | 0 | 0 | 139 | 6.6 |
| Valid responses = | 450 | 21 | 1555 | 74 | 3 | 0 | 2098 | 23.7 |

Invalid responses include no response.

47C13) Within the last 12 months, to what extent did the following issue(s) negatively affect your academic performance?

(only includes students that had problems or challenges with this issue within the last 12 months)

Bullying (for example: making threats, spreading rumors, physical or verbal attacks, or excluding someone from a group)

| | Male | | Female | | Unknown | | Total | |
|--|-------|------|--------|------|---------|------|-------|------|
| | Freq. | Pct. | Freq. | Pct. | Freq. | Pct. | Freq. | Pct. |
| 1 Did not affect academic performance | 73 | 75 | 279 | 72 | 0 | 0 | 378 | 73.0 |
| 2 Negatively impacted performance in a class | 20 | 21 | 90 | 23 | 0 | 0 | 118 | 22.8 |
| 3 Delayed progress towards degree | 4 | 4 | 17 | 4 | 0 | 0 | 22 | 4.2 |
| Valid responses = | 97 | 19 | 386 | 75 | 0 | 0 | 518 | 5.9 |

Invalid responses include no response.

47C14) Within the last 12 months, to what extent did the following issue(s) negatively affect your academic performance?

(only includes students that had problems or challenges with this issue within the last 12 months)

Cyberbullying (use of technology to harass, threaten, embarrass, or target another person)

| | Male | | Female | | Unknown | | Total | |
|--|-------|------|--------|------|---------|------|-------|------|
| | Freq. | Pct. | Freq. | Pct. | Freq. | Pct. | Freq. | Pct. |
| 1 Did not affect academic performance | 38 | 72 | 173 | 75 | 0 | 0 | 236 | 74.7 |
| 2 Negatively impacted performance in a class | 12 | 23 | 48 | 21 | 0 | 0 | 65 | 20.6 |
| 3 Delayed progress towards degree | 3 | 6 | 11 | 5 | 0 | 0 | 15 | 4.7 |
| Valid responses = | 53 | 17 | 232 | 73 | 0 | 0 | 316 | 3.6 |

Invalid responses include no response.

47C15) Within the last 12 months, to what extent did the following issue(s) negatively affect your academic performance?

(only includes students that had problems or challenges with this issue within the last 12 months)

Hazing (rituals, challenges, and other activities involving harassment, abuse, embarrassment, ridicule, or humiliation used as a way of initiating a person into a group)

| | Male | | Female | | Unknown | | Total | |
|--|-------|------|--------|------|---------|------|-------|------|
| | Freq. | Pct. | Freq. | Pct. | Freq. | Pct. | Freq. | Pct. |
| 1 Did not affect academic performance | 13 | 62 | 18 | 56 | 0 | 0 | 33 | 57.9 |
| 2 Negatively impacted performance in a class | 4 | 19 | 12 | 38 | 0 | 0 | 17 | 29.8 |
| 3 Delayed progress towards degree | 4 | 19 | 2 | 6 | 0 | 0 | 7 | 12.3 |
| Valid responses = | 21 | 37 | 32 | 56 | 0 | 0 | 57 | 0.6 |

Invalid responses include no response.



AMERICAN COLLEGE HEALTH ASSOCIATION

American College Health Association-National College Health Assessment (ACHA-NCHA III)

Reference Group Data Report - Fall 2020

American College Health Association

8455 Colesville Road, Suite 740

Silver Spring, MD 20910

(410) 859-1500

www.acha.org

Undergraduate Students

December 18, 2023

FREQUENCY REPORT

Number of Surveys (n) =

8851 Web Surveys

47C16) Within the last 12 months, to what extent did the following issue(s) negatively affect your academic performance?

(only includes students that had problems or challenges with this issue within the last 12 months)

Microaggression (a subtle but offensive comment or action directed at a minority or other non-dominant group, whether intentional or unintentional, that reinforces a stereotype) Discrimination (the unjust or prejudicial treatment of a person based on the group, class, or category to which the person is perceived to belong.)

| | Male | | Female | | Unknown | | Total | |
|--|-------|------|--------|------|---------|------|-------|------|
| | Freq. | Pct. | Freq. | Pct. | Freq. | Pct. | Freq. | Pct. |
| 1 Did not affect academic performance | 172 | 85 | 757 | 86 | 2 | 100 | 1045 | 85.4 |
| 2 Negatively impacted performance in a class | 26 | 13 | 111 | 13 | 0 | 0 | 159 | 13.0 |
| 3 Delayed progress towards degree | 5 | 3 | 14 | 2 | 0 | 0 | 20 | 1.6 |
| Valid responses = | 203 | 17 | 882 | 72 | 2 | 0 | 1224 | 13.8 |

Invalid responses include no response.

47C17) Within the last 12 months, to what extent did the following issue(s) negatively affect your academic performance?

(only includes students that had problems or challenges with this issue within the last 12 months)

Sexual Harassment (unwelcomed sexual advances, requests for sexual favors, and other verbal or physical conduct of a sexual nature)

| | Male | | Female | | Unknown | | Total | |
|--|-------|------|--------|------|---------|------|-------|------|
| | Freq. | Pct. | Freq. | Pct. | Freq. | Pct. | Freq. | Pct. |
| 1 Did not affect academic performance | 42 | 79 | 552 | 80 | 0 | 0 | 625 | 79.3 |
| 2 Negatively impacted performance in a class | 9 | 17 | 112 | 16 | 0 | 0 | 132 | 16.8 |
| 3 Delayed progress towards degree | 2 | 4 | 27 | 4 | 0 | 0 | 31 | 3.9 |
| Valid responses = | 53 | 7 | 691 | 88 | 0 | 0 | 788 | 8.9 |

Invalid responses include no response.

47C18) Within the last 12 months, to what extent did the following issue(s) negatively affect your academic performance?

(only includes students that had problems or challenges with this issue within the last 12 months)

Discrimination

| | Male | | Female | | Unknown | | Total | |
|--|-------|------|--------|------|---------|------|-------|------|
| | Freq. | Pct. | Freq. | Pct. | Freq. | Pct. | Freq. | Pct. |
| 1 Did not affect academic performance | 118 | 82 | 473 | 82 | 1 | 100 | 652 | 81.4 |
| 2 Negatively impacted performance in a class | 20 | 14 | 86 | 15 | 0 | 0 | 121 | 15.1 |
| 3 Delayed progress towards degree | 6 | 4 | 18 | 3 | 0 | 0 | 28 | 3.5 |
| Valid responses = | 144 | 18 | 577 | 72 | 1 | 0 | 801 | 9.0 |

Invalid responses include no response.

48) Within the last 30 days, how would you rate the overall level of stress you have experienced?

| | Male | | Female | | Unknown | | Total | |
|-------------------|-------|------|--------|------|---------|------|-------|------|
| | Freq. | Pct. | Freq. | Pct. | Freq. | Pct. | Freq. | Pct. |
| 1 No stress | 57 | 3 | 44 | 1 | 0 | 0 | 103 | 1.2 |
| 2 Low | 648 | 28 | 795 | 13 | 5 | 26 | 1468 | 16.6 |
| 3 Moderate | 1092 | 48 | 3093 | 50 | 9 | 47 | 4343 | 49.2 |
| 4 High | 496 | 22 | 2258 | 37 | 5 | 26 | 2920 | 33.1 |
| Valid responses = | 2293 | 26 | 6190 | 70 | 19 | 0 | 8834 | 99.8 |

Invalid responses include no response.

49) Have you ever thought about or attempted to kill yourself?

| | Male | | Female | | Unknown | | Total | |
|---|-------|------|--------|------|---------|------|-------|------|
| | Freq. | Pct. | Freq. | Pct. | Freq. | Pct. | Freq. | Pct. |
| 1 Never | 1306 | 57 | 3430 | 56 | 8 | 44 | 4821 | 54.7 |
| 2 Just a brief passing thought | 573 | 25 | 1428 | 23 | 6 | 33 | 2077 | 23.6 |
| 3 Planned at least once, but did not try to do it | 190 | 8 | 635 | 10 | 4 | 22 | 900 | 10.2 |
| 4 Planned at least once, wanted to die | 111 | 5 | 333 | 5 | 0 | 0 | 495 | 5.6 |
| 5 Attempted, but did not want to die | 53 | 2 | 149 | 2 | 0 | 0 | 223 | 2.5 |
| 6 Attempted, really hoped to die | 55 | 2 | 208 | 3 | 0 | 0 | 303 | 3.4 |
| Valid responses = | 2288 | 26 | 6183 | 70 | 18 | 0 | 8819 | 99.6 |

Invalid responses include no response.

50) How often have you thought about killing yourself in the past year?

| | Male | | Female | | Unknown | | Total | |
|--------------------------------|-------|------|--------|------|---------|------|-------|------|
| | Freq. | Pct. | Freq. | Pct. | Freq. | Pct. | Freq. | Pct. |
| 1 Never | 1629 | 71 | 4232 | 68 | 13 | 72 | 6004 | 68.0 |
| 2 Rarely (1 time) | 295 | 13 | 801 | 13 | 1 | 6 | 1156 | 13.1 |
| 3 Sometimes (2 times) | 175 | 8 | 601 | 10 | 0 | 0 | 829 | 9.4 |
| 4 Often (3-4 times) | 84 | 4 | 289 | 5 | 2 | 11 | 414 | 4.7 |
| 5 Very often (5 or more times) | 109 | 5 | 265 | 4 | 2 | 11 | 425 | 4.8 |
| Valid responses = | 2292 | 26 | 6188 | 70 | 18 | 0 | 8828 | 99.7 |

Invalid responses include no response.



AMERICAN COLLEGE HEALTH ASSOCIATION

American College Health Association-National College Health Assessment (ACHA-NCHA III)
Reference Group Data Report - Fall 2020
 American College Health Association
 8455 Colesville Road, Suite 740
 Silver Spring, MD 20910
 (410) 859-1500
www.acha.org

December 18, 2023
 FREQUENCY REPORT
 Number of Surveys (n) =

8851 Web Surveys

51) Have you ever told someone that you were going to commit suicide, or that you might do it?

| | Male | | Female | | Unknown | | Total | |
|--|-------|------|--------|------|---------|------|-------|------|
| | Freq. | Pct. | Freq. | Pct. | Freq. | Pct. | Freq. | Pct. |
| 1 No | 1913 | 84 | 4864 | 79 | 14 | 82 | 6982 | 79.1 |
| 2 Yes, one time, did not want to die | 183 | 8 | 638 | 10 | 0 | 0 | 858 | 9.7 |
| 3 Yes, one time, wanted to die | 95 | 4 | 341 | 6 | 2 | 12 | 485 | 5.5 |
| 4 Yes, more than once, did not want to do it | 52 | 2 | 180 | 3 | 1 | 6 | 249 | 2.8 |
| 5 Yes, more than once, wanted to do it | 48 | 2 | 165 | 3 | 0 | 0 | 253 | 2.9 |
| Valid responses = | 2291 | 26 | 6188 | 70 | 17 | 0 | 8827 | 99.7 |

Invalid responses include no response.

52) How likely is it that you will attempt suicide someday?

| | Male | | Female | | Unknown | | Total | |
|--------------------|-------|------|--------|------|---------|------|-------|------|
| | Freq. | Pct. | Freq. | Pct. | Freq. | Pct. | Freq. | Pct. |
| 0 Never | 1544 | 68 | 4236 | 69 | 14 | 82 | 5898 | 66.8 |
| 1 No chance at all | 320 | 14 | 774 | 13 | 0 | 0 | 1144 | 13.0 |
| 2 Rather unlikely | 283 | 12 | 750 | 12 | 1 | 6 | 1127 | 12.8 |
| 3 Unlikely | 87 | 4 | 272 | 4 | 2 | 12 | 403 | 4.6 |
| 4 Likely | 40 | 2 | 118 | 2 | 0 | 0 | 179 | 2.0 |
| 5 Rather likely | 10 | 0 | 21 | 0 | 0 | 0 | 45 | 0.5 |
| 6 Very likely | 5 | 0 | 16 | 0 | 0 | 0 | 27 | 0.3 |
| Valid responses = | 2289 | 26 | 6187 | 70 | 17 | 0 | 8823 | 99.7 |

Invalid responses include no response.

53) Within the last 12 months, have you attempted suicide?

| | Male | | Female | | Unknown | | Total | |
|-------------------|-------|------|--------|------|---------|------|-------|------|
| | Freq. | Pct. | Freq. | Pct. | Freq. | Pct. | Freq. | Pct. |
| 1 No | 2222 | 97 | 6032 | 98 | 16 | 100 | 8581 | 97.6 |
| 2 Yes | 64 | 3 | 128 | 2 | 0 | 0 | 211 | 2.4 |
| Valid responses = | 2286 | 26 | 6160 | 70 | 16 | 0 | 8792 | 99.3 |

Invalid responses include no response.

54A) Have you ever received psychological or mental health services?

| | Male | | Female | | Unknown | | Total | |
|-------------------|-------|------|--------|------|---------|------|-------|------|
| | Freq. | Pct. | Freq. | Pct. | Freq. | Pct. | Freq. | Pct. |
| 1 No | 1507 | 66 | 3260 | 53 | 9 | 53 | 4878 | 55.2 |
| 2 Yes | 787 | 34 | 2935 | 47 | 8 | 47 | 3959 | 44.8 |
| Valid responses = | 2294 | 26 | 6195 | 70 | 17 | 0 | 8837 | 99.8 |

Invalid responses include no response.

54B) Within in the last 12 months, have you received psychological or mental health services?

| | Male | | Female | | Unknown | | Total | |
|-------------------|-------|------|--------|------|---------|------|-------|------|
| | Freq. | Pct. | Freq. | Pct. | Freq. | Pct. | Freq. | Pct. |
| 1 No | 1867 | 81 | 4349 | 70 | 10 | 59 | 6389 | 72.3 |
| 2 Yes | 427 | 19 | 1845 | 30 | 7 | 41 | 2447 | 27.7 |
| Valid responses = | 2294 | 26 | 6194 | 70 | 17 | 0 | 8836 | 99.8 |

Invalid responses include no response.

54C1) Were the psychological or mental health services you received in the last 12 months provided by: (only includes students that received psychological or mental health services within the last 12 months) My current campus health and/or counseling center?

| | Male | | Female | | Unknown | | Total | |
|-------------------|-------|------|--------|------|---------|------|-------|------|
| | Freq. | Pct. | Freq. | Pct. | Freq. | Pct. | Freq. | Pct. |
| 1 No | 223 | 59 | 1001 | 61 | 3 | 50 | 1308 | 60.1 |
| 2 Yes | 157 | 41 | 633 | 39 | 3 | 50 | 869 | 39.9 |
| Valid responses = | 380 | 17 | 1634 | 75 | 6 | 0 | 2177 | 24.6 |

Invalid responses include no response.

54C2) Were the psychological or mental health services you received in the last 12 months provided by: (only includes students that received psychological or mental health services within the last 12 months) A mental health provider in the local community near my campus?

| | Male | | Female | | Unknown | | Total | |
|-------------------|-------|------|--------|------|---------|------|-------|------|
| | Freq. | Pct. | Freq. | Pct. | Freq. | Pct. | Freq. | Pct. |
| 1 No | 300 | 80 | 1257 | 77 | 5 | 83 | 1680 | 77.7 |
| 2 Yes | 74 | 20 | 368 | 23 | 1 | 17 | 482 | 22.3 |
| Valid responses = | 374 | 17 | 1625 | 75 | 6 | 0 | 2162 | 24.4 |

Invalid responses include no response.

54C3) Were the psychological or mental health services you received in the last 12 months provided by: (only includes students that received psychological or mental health services within the last 12 months) A mental health provider in my home town?

| | Male | | Female | | Unknown | | Total | |
|-------------------|-------|------|--------|------|---------|------|-------|------|
| | Freq. | Pct. | Freq. | Pct. | Freq. | Pct. | Freq. | Pct. |
| 1 No | 191 | 50 | 753 | 46 | 3 | 43 | 1030 | 47.4 |
| 2 Yes | 192 | 50 | 873 | 54 | 4 | 57 | 1142 | 52.6 |
| Valid responses = | 383 | 18 | 1626 | 75 | 7 | 0 | 2172 | 24.5 |

Invalid responses include no response.

54C4) Were the psychological or mental health services you received in the last 12 months provided by: (only includes students that received psychological or mental health services within the last 12 months)



AMERICAN COLLEGE HEALTH ASSOCIATION

American College Health Association-National College Health Assessment (ACHA-NCHA III)

Reference Group Data Report - Fall 2020

American College Health Association

8455 Colesville Road, Suite 740

Silver Spring, MD 20910

(410) 859-1500

www.acha.org

December 18, 2023

FREQUENCY REPORT

Number of Surveys (n) =

8851

Web

Surveys

A mental health provider not described above

| | Male | | Female | | Unknown | | Total | |
|-------------------|-------|------|--------|------|---------|------|-------|------|
| | Freq. | Pct. | Freq. | Pct. | Freq. | Pct. | Freq. | Pct. |
| 1 No | 292 | 89 | 1311 | 92 | 3 | 100 | 1738 | 91.3 |
| 2 Yes | 37 | 11 | 116 | 8 | 0 | 0 | 165 | 8.7 |
| Valid responses = | 329 | 17 | 1427 | 75 | 3 | 0 | 1903 | 21.5 |

Invalid responses include no response.

55A) Within the last 12 months, have you visited any medical provider (for example: a nurse practitioner, physician assistant, primary care doctor, or other type of medical doctor) for a check-up or any other medical reasons?

| | Male | | Female | | Unknown | | Total | |
|-------------------|-------|------|--------|------|---------|------|-------|------|
| | Freq. | Pct. | Freq. | Pct. | Freq. | Pct. | Freq. | Pct. |
| 1 No | 1027 | 45 | 1757 | 28 | 6 | 40 | 2877 | 32.6 |
| 2 Yes | 1262 | 55 | 4426 | 72 | 9 | 60 | 5940 | 67.4 |
| Valid responses = | 2289 | 26 | 6183 | 70 | 15 | 0 | 8817 | 99.6 |

Invalid responses include no response.

55B1) Were the medical services you received in the last 12 months provided by: (only includes students that visited any medical provider within the last 12 months) My current campus health center?

| | Male | | Female | | Unknown | | Total | |
|-------------------|-------|------|--------|------|---------|------|-------|------|
| | Freq. | Pct. | Freq. | Pct. | Freq. | Pct. | Freq. | Pct. |
| 1 No | 826 | 76 | 2903 | 77 | 6 | 86 | 3902 | 77.0 |
| 2 Yes | 257 | 24 | 851 | 23 | 1 | 14 | 1166 | 23.0 |
| Valid responses = | 1083 | 21 | 3754 | 74 | 7 | 0 | 5068 | 57.3 |

Invalid responses include no response.

55B2) Were the medical services you received in the last 12 months provided by: (only includes students that visited any medical provider within the last 12 months) A medical service provider in the local community near my campus?

| | Male | | Female | | Unknown | | Total | |
|-------------------|-------|------|--------|------|---------|------|-------|------|
| | Freq. | Pct. | Freq. | Pct. | Freq. | Pct. | Freq. | Pct. |
| 1 No | 794 | 74 | 2780 | 74 | 6 | 86 | 3742 | 74.1 |
| 2 Yes | 284 | 26 | 960 | 26 | 1 | 14 | 1306 | 25.9 |
| Valid responses = | 1078 | 21 | 3740 | 74 | 7 | 0 | 5048 | 57.0 |

Invalid responses include no response.

55B3) Were the medical services you received in the last 12 months provided by: (only includes students that visited any medical provider within the last 12 months) A medical service provider in my home town?

| | Male | | Female | | Unknown | | Total | |
|-------------------|-------|------|--------|------|---------|------|-------|------|
| | Freq. | Pct. | Freq. | Pct. | Freq. | Pct. | Freq. | Pct. |
| 1 No | 221 | 20 | 687 | 18 | 1 | 13 | 965 | 18.8 |
| 2 Yes | 885 | 80 | 3109 | 82 | 7 | 88 | 4171 | 81.2 |
| Valid responses = | 1106 | 22 | 3796 | 74 | 8 | 0 | 5136 | 58.0 |

Invalid responses include no response.

55B4) Were the medical services you received in the last 12 months provided by: (only includes students that visited any medical provider within the last 12 months) A medical service provider not described above?

| | Male | | Female | | Unknown | | Total | |
|-------------------|-------|------|--------|------|---------|------|-------|------|
| | Freq. | Pct. | Freq. | Pct. | Freq. | Pct. | Freq. | Pct. |
| 1 No | 878 | 93 | 3071 | 95 | 2 | 100 | 4134 | 94.4 |
| 2 Yes | 65 | 7 | 167 | 5 | 0 | 0 | 245 | 5.6 |
| Valid responses = | 943 | 22 | 3238 | 74 | 2 | 0 | 4379 | 49.5 |

Invalid responses include no response.

56) Have you had a gynecologic visit or exam (for example: contraception, STI testing, pelvic exam, or pap test) with a healthcare provider (for example: OB-GYN, nurse practitioner, or physician assistant)?

| | Male | | Female | | Unknown | | Total | |
|-------------------|-------|------|--------|------|---------|------|-------|------|
| | Freq. | Pct. | Freq. | Pct. | Freq. | Pct. | Freq. | Pct. |
| 1 No | 1602 | 70 | 3119 | 51 | 8 | 53 | 4914 | 55.8 |
| 2 Yes | 68 | 3 | 2960 | 48 | 1 | 7 | 3136 | 35.6 |
| 3 Don't know | 39 | 2 | 56 | 1 | 0 | 0 | 104 | 1.2 |
| 4 Not applicable | 579 | 25 | 43 | 1 | 6 | 40 | 655 | 7.4 |
| Valid responses = | 2288 | 26 | 6178 | 70 | 15 | 0 | 8809 | 99.5 |

Invalid responses include no response.

57) Have you had a dental exam and cleaning in the last 12 months?

| | Male | | Female | | Unknown | | Total | |
|-------------------|-------|------|--------|------|---------|------|-------|------|
| | Freq. | Pct. | Freq. | Pct. | Freq. | Pct. | Freq. | Pct. |
| 1 No | 651 | 28 | 1505 | 24 | 5 | 28 | 2270 | 25.7 |
| 2 Yes | 1573 | 69 | 4534 | 73 | 13 | 72 | 6330 | 71.6 |
| 3 Don't know | 66 | 3 | 156 | 3 | 0 | 0 | 235 | 2.7 |
| Valid responses = | 2290 | 26 | 6195 | 70 | 18 | 0 | 8835 | 99.8 |

Invalid responses include no response.



AMERICAN COLLEGE HEALTH ASSOCIATION

American College Health Association-National College Health Assessment (ACHA-NCHA III)

Reference Group Data Report - Fall 2020

American College Health Association

8455 Colesville Road, Suite 740

Silver Spring, MD 20910

(410) 859-1500

www.acha.org

Undergraduate Students

December 18, 2023

FREQUENCY REPORT

Number of Surveys (n) =

8851 Web Surveys

58) When you are outdoors in the sun, how often do you wear sunscreen?

| | Male | | Female | | Unknown | | Total | |
|-------------------|-------|------|--------|------|---------|------|-------|------|
| | Freq. | Pct. | Freq. | Pct. | Freq. | Pct. | Freq. | Pct. |
| 1 Never | 500 | 22 | 554 | 9 | 3 | 17 | 1104 | 12.5 |
| 2 Rarely | 796 | 35 | 1303 | 21 | 5 | 28 | 2202 | 24.9 |
| 3 Sometimes | 617 | 27 | 2039 | 33 | 6 | 33 | 2763 | 31.2 |
| 4 Usually | 322 | 14 | 1755 | 28 | 3 | 17 | 2144 | 24.2 |
| 5 Always | 58 | 3 | 549 | 9 | 1 | 6 | 630 | 7.1 |
| Valid responses = | 2293 | 26 | 6200 | 70 | 18 | 0 | 8843 | 99.9 |

Invalid responses include no response.

59A) When you are outdoors in the sun, how often do you do the following to protect your skin from ultraviolet (UV) exposure?

Wear a shirt with sleeves

| | Male | | Female | | Unknown | | Total | |
|-------------------|-------|------|--------|------|---------|------|-------|------|
| | Freq. | Pct. | Freq. | Pct. | Freq. | Pct. | Freq. | Pct. |
| 1 Never | 423 | 19 | 1109 | 18 | 3 | 19 | 1583 | 18.0 |
| 2 Rarely | 457 | 20 | 1419 | 23 | 2 | 13 | 1939 | 22.0 |
| 3 Sometimes | 605 | 26 | 2073 | 34 | 4 | 25 | 2784 | 31.6 |
| 4 Usually | 551 | 24 | 1203 | 20 | 6 | 38 | 1847 | 21.0 |
| 5 Always | 254 | 11 | 373 | 6 | 1 | 6 | 659 | 7.5 |
| Valid responses = | 2290 | 26 | 6177 | 70 | 16 | 0 | 8812 | 99.6 |

Invalid responses include no response.

59B) When you are outdoors in the sun, how often do you do the following to protect your skin from ultraviolet (UV) exposure?

Wear sunglasses

| | Male | | Female | | Unknown | | Total | |
|-------------------|-------|------|--------|------|---------|------|-------|------|
| | Freq. | Pct. | Freq. | Pct. | Freq. | Pct. | Freq. | Pct. |
| 1 Never | 452 | 20 | 827 | 13 | 6 | 35 | 1347 | 15.3 |
| 2 Rarely | 456 | 20 | 948 | 15 | 3 | 18 | 1470 | 16.7 |
| 3 Sometimes | 541 | 24 | 1660 | 27 | 3 | 18 | 2294 | 26.1 |
| 4 Usually | 563 | 25 | 1865 | 30 | 3 | 18 | 2505 | 28.5 |
| 5 Always | 272 | 12 | 869 | 14 | 2 | 12 | 1182 | 13.4 |
| Valid responses = | 2284 | 26 | 6169 | 70 | 17 | 0 | 8798 | 99.4 |

Invalid responses include no response.

59C) When you are outdoors in the sun, how often do you do the following to protect your skin from ultraviolet (UV) exposure?

Stay in the shade

| | Male | | Female | | Unknown | | Total | |
|-------------------|-------|------|--------|------|---------|------|-------|------|
| | Freq. | Pct. | Freq. | Pct. | Freq. | Pct. | Freq. | Pct. |
| 1 Never | 118 | 5 | 267 | 4 | 2 | 13 | 397 | 4.5 |
| 2 Rarely | 313 | 14 | 865 | 14 | 0 | 0 | 1207 | 13.7 |
| 3 Sometimes | 1016 | 44 | 2608 | 42 | 4 | 25 | 3732 | 42.3 |
| 4 Usually | 718 | 31 | 2051 | 33 | 9 | 56 | 2925 | 33.2 |
| 5 Always | 121 | 5 | 390 | 6 | 1 | 6 | 553 | 6.3 |
| Valid responses = | 2286 | 26 | 6181 | 70 | 16 | 0 | 8814 | 99.6 |

Invalid responses include no response.

59D) When you are outdoors in the sun, how often do you do the following to protect your skin from ultraviolet (UV) exposure?

Wear a hat

| | Male | | Female | | Unknown | | Total | |
|-------------------|-------|------|--------|------|---------|------|-------|------|
| | Freq. | Pct. | Freq. | Pct. | Freq. | Pct. | Freq. | Pct. |
| 1 Never | 487 | 21 | 1726 | 28 | 6 | 38 | 2314 | 26.3 |
| 2 Rarely | 450 | 20 | 1764 | 29 | 4 | 25 | 2296 | 26.1 |
| 3 Sometimes | 614 | 27 | 1891 | 31 | 4 | 25 | 2608 | 29.6 |
| 4 Usually | 504 | 22 | 646 | 11 | 2 | 13 | 1192 | 13.5 |
| 5 Always | 234 | 10 | 143 | 2 | 0 | 0 | 395 | 4.5 |
| Valid responses = | 2289 | 26 | 6170 | 70 | 16 | 0 | 8805 | 99.5 |

Invalid responses include no response.



AMERICAN COLLEGE HEALTH ASSOCIATION

American College Health Association-National College Health Assessment (ACHA-NCHA III)

Reference Group Data Report - Fall 2020

American College Health Association

8455 Colesville Road, Suite 740

Silver Spring, MD 20910

(410) 859-1500

www.acha.org

Undergraduate Students

December 18, 2023

FREQUENCY REPORT

Number of Surveys (n) =

8851 Web Surveys

60) In the last 12 months, how many times have you spent time outdoors with the intention of getting a tan?

| | Male | | Female | | Unknown | | Total | |
|---------------------|-------|------|--------|------|---------|------|-------|------|
| | Freq. | Pct. | Freq. | Pct. | Freq. | Pct. | Freq. | Pct. |
| 0 0 times | 1349 | 60 | 2089 | 35 | 9 | 69 | 3648 | 42.4 |
| 1 1 time | 81 | 4 | 193 | 3 | 0 | 0 | 290 | 3.4 |
| 2 2 times | 112 | 5 | 383 | 6 | 0 | 0 | 508 | 5.9 |
| 3 3 times | 85 | 4 | 297 | 5 | 1 | 8 | 399 | 4.6 |
| 4 4 times | 48 | 2 | 168 | 3 | 1 | 8 | 222 | 2.6 |
| 5 5 times | 104 | 5 | 404 | 7 | 2 | 15 | 527 | 6.1 |
| 6 6 to 10 times | 171 | 8 | 812 | 14 | 0 | 0 | 1009 | 11.7 |
| 7 11 to 15 times | 60 | 3 | 314 | 5 | 0 | 0 | 377 | 4.4 |
| 8 16 to 20 times | 72 | 3 | 459 | 8 | 0 | 0 | 541 | 6.3 |
| 9 21 to 49 times | 78 | 4 | 491 | 8 | 0 | 0 | 578 | 6.7 |
| 10 50 or More times | 73 | 3 | 415 | 7 | 0 | 0 | 495 | 5.8 |
| Valid responses = | 2233 | 26 | 6025 | 70 | 13 | 0 | 8594 | 97.1 |

Invalid responses include no response.

| | Mean | Median | Std Dev | Min | Max |
|---------|-------|--------|---------|-----|-----|
| Male | 6.41 | 0.00 | 21.94 | 0 | 365 |
| Female | 12.31 | 4.00 | 24.01 | 0 | 365 |
| Overall | 10.49 | 2.00 | 23.39 | 0 | 365 |

61) The Human Papillomavirus (HPV) vaccine (for example: Gardasil, Silgard, or Cervarix) is recommended, but usually not required, and is given in a series of 2 or 3 shots based on your age. Which of the following best describes your vaccination status for HPV:

| | Male | | Female | | Unknown | | Total | |
|---|-------|------|--------|------|---------|------|-------|------|
| | Freq. | Pct. | Freq. | Pct. | Freq. | Pct. | Freq. | Pct. |
| 1 Have not received HPV vaccine | 428 | 19 | 991 | 16 | 2 | 13 | 1457 | 16.5 |
| 2 Have started, but not completed HPV vaccine | 91 | 4 | 371 | 6 | 1 | 7 | 487 | 5.5 |
| 3 Completed HPV vaccine | 1020 | 45 | 3514 | 57 | 6 | 40 | 4723 | 53.6 |
| 4 I don't know my HPV vaccination status | 749 | 33 | 1305 | 21 | 6 | 40 | 2146 | 24.4 |
| Valid responses = | 2288 | 26 | 6181 | 70 | 15 | 0 | 8813 | 99.6 |

Invalid responses include no response.

62) Did you have a flu vaccine within the last 12 months?

| | Male | | Female | | Unknown | | Total | |
|-------------------|-------|------|--------|------|---------|------|-------|------|
| | Freq. | Pct. | Freq. | Pct. | Freq. | Pct. | Freq. | Pct. |
| 1 No | 969 | 42 | 2400 | 39 | 5 | 31 | 3509 | 39.8 |
| 2 Yes | 1169 | 51 | 3497 | 57 | 10 | 63 | 4852 | 55.0 |
| 3 Don't know | 148 | 7 | 290 | 5 | 1 | 6 | 457 | 5.2 |
| Valid responses = | 2286 | 26 | 6187 | 70 | 16 | 0 | 8818 | 99.6 |

Invalid responses include no response.

63A1) Within the last 12 months, have you been diagnosed by a healthcare professional with any of the following?

Bronchitis

| | Male | | Female | | Unknown | | Total | |
|-------------------|-------|------|--------|------|---------|------|-------|------|
| | Freq. | Pct. | Freq. | Pct. | Freq. | Pct. | Freq. | Pct. |
| 1 No | 2247 | 98 | 5963 | 97 | 15 | 100 | 8538 | 96.9 |
| 2 Yes | 44 | 2 | 212 | 3 | 0 | 0 | 273 | 3.1 |
| Valid responses = | 2291 | 26 | 6175 | 70 | 15 | 0 | 8811 | 99.5 |

Invalid responses include no response.

63A2) Within the last 12 months, have you been diagnosed by a healthcare professional with any of the following?

Chlamydia

| | Male | | Female | | Unknown | | Total | |
|-------------------|-------|------|--------|------|---------|------|-------|------|
| | Freq. | Pct. | Freq. | Pct. | Freq. | Pct. | Freq. | Pct. |
| 1 No | 2262 | 99 | 6083 | 99 | 15 | 100 | 8687 | 98.8 |
| 2 Yes | 18 | 1 | 87 | 1 | 0 | 0 | 108 | 1.2 |
| Valid responses = | 2280 | 26 | 6170 | 70 | 15 | 0 | 8795 | 99.4 |

Invalid responses include no response.

63A3) Within the last 12 months, have you been diagnosed by a healthcare professional with any of the following?

Chicken Pox (Varicella)

| | Male | | Female | | Unknown | | Total | |
|-------------------|-------|------|--------|------|---------|------|-------|------|
| | Freq. | Pct. | Freq. | Pct. | Freq. | Pct. | Freq. | Pct. |
| 1 No | 2270 | 100 | 6090 | 100 | 15 | 100 | 8706 | 99.8 |
| 2 Yes | 8 | 0 | 13 | 0 | 0 | 0 | 21 | 0.2 |
| Valid responses = | 2278 | 26 | 6103 | 70 | 15 | 0 | 8727 | 98.6 |

Invalid responses include no response.

63A4) Within the last 12 months, have you been diagnosed by a healthcare professional with any of the following?

Cold/virus or other respiratory illness (for example: sinus infection, ear infection, strep throat, tonsillitis, pharyngitis, or laryngitis)

| | Male | | Female | | Unknown | | Total | |
|-------------------|-------|------|--------|------|---------|------|-------|------|
| | Freq. | Pct. | Freq. | Pct. | Freq. | Pct. | Freq. | Pct. |
| 1 No | 1767 | 77 | 4090 | 66 | 10 | 67 | 6082 | 69.2 |
| 2 Yes | 518 | 23 | 2070 | 34 | 5 | 33 | 2708 | 30.8 |
| Valid responses = | 2285 | 26 | 6160 | 70 | 15 | 0 | 8790 | 99.3 |

Invalid responses include no response.

63A5) Within the last 12 months, have you been diagnosed by a healthcare professional with any of the following?

Concussion



AMERICAN COLLEGE HEALTH ASSOCIATION

American College Health Association-National College Health Assessment (ACHA-NCHA III)

Reference Group Data Report - Fall 2020

American College Health Association

8455 Colesville Road, Suite 740

Silver Spring, MD 20910

(410) 859-1500

www.acha.org

Undergraduate Students

December 18, 2023

FREQUENCY REPORT

Number of Surveys (n) =

8851 Web Surveys

| | Male | | Female | | Unknown | | Total | |
|-------------------|-------|------|--------|------|---------|------|-------|------|
| | Freq. | Pct. | Freq. | Pct. | Freq. | Pct. | Freq. | Pct. |
| 1 No | 2238 | 98 | 5944 | 96 | 15 | 100 | 8516 | 96.7 |
| 2 Yes | 49 | 2 | 228 | 4 | 0 | 0 | 287 | 3.3 |
| Valid responses = | 2287 | 26 | 6172 | 70 | 15 | 0 | 8803 | 99.5 |

Invalid responses include no response.

63A6) Within the last 12 months, have you been diagnosed by a healthcare professional with any of the following?

Gonorrhea

| | Male | | Female | | Unknown | | Total | |
|-------------------|-------|------|--------|------|---------|------|-------|------|
| | Freq. | Pct. | Freq. | Pct. | Freq. | Pct. | Freq. | Pct. |
| 1 No | 2273 | 100 | 6148 | 100 | 15 | 100 | 8764 | 99.7 |
| 2 Yes | 10 | 0 | 17 | 0 | 0 | 0 | 28 | 0.3 |
| Valid responses = | 2283 | 26 | 6165 | 70 | 15 | 0 | 8792 | 99.3 |

Invalid responses include no response.

63A7) Within the last 12 months, have you been diagnosed by a healthcare professional with any of the following?

Flu (influenza) or flu-like illness

| | Male | | Female | | Unknown | | Total | |
|-------------------|-------|------|--------|------|---------|------|-------|------|
| | Freq. | Pct. | Freq. | Pct. | Freq. | Pct. | Freq. | Pct. |
| 1 No | 2100 | 92 | 5604 | 91 | 14 | 93 | 8008 | 91.1 |
| 2 Yes | 185 | 8 | 556 | 9 | 1 | 7 | 782 | 8.9 |
| Valid responses = | 2285 | 26 | 6160 | 70 | 15 | 0 | 8790 | 99.3 |

Invalid responses include no response.

63A8) Within the last 12 months, have you been diagnosed by a healthcare professional with any of the following?

Mumps

| | Male | | Female | | Unknown | | Total | |
|-------------------|-------|------|--------|------|---------|------|-------|------|
| | Freq. | Pct. | Freq. | Pct. | Freq. | Pct. | Freq. | Pct. |
| 1 No | 2271 | 100 | 6144 | 100 | 15 | 100 | 8760 | 99.7 |
| 2 Yes | 9 | 0 | 19 | 0 | 0 | 0 | 28 | 0.3 |
| Valid responses = | 2280 | 26 | 6163 | 70 | 15 | 0 | 8788 | 99.3 |

Invalid responses include no response.

63A9) Within the last 12 months, have you been diagnosed by a healthcare professional with any of the following?

Mononucleosis (mono)

| | Male | | Female | | Unknown | | Total | |
|-------------------|-------|------|--------|------|---------|------|-------|------|
| | Freq. | Pct. | Freq. | Pct. | Freq. | Pct. | Freq. | Pct. |
| 1 No | 2255 | 99 | 6033 | 98 | 15 | 100 | 8629 | 98.4 |
| 2 Yes | 23 | 1 | 112 | 2 | 0 | 0 | 138 | 1.6 |
| Valid responses = | 2278 | 26 | 6145 | 70 | 15 | 0 | 8767 | 99.1 |

Invalid responses include no response.

63A10) Within the last 12 months, have you been diagnosed by a healthcare professional with any of the following?

Orthopedic injury (for example: broken bone, fracture, sprain, bursitis, tendinitis, or ligament injury)

| | Male | | Female | | Unknown | | Total | |
|-------------------|-------|------|--------|------|---------|------|-------|------|
| | Freq. | Pct. | Freq. | Pct. | Freq. | Pct. | Freq. | Pct. |
| 1 No | 2122 | 93 | 5523 | 90 | 15 | 100 | 7958 | 90.5 |
| 2 Yes | 164 | 7 | 637 | 10 | 0 | 0 | 833 | 9.5 |
| Valid responses = | 2286 | 26 | 6160 | 70 | 15 | 0 | 8791 | 99.3 |

Invalid responses include no response.

63A11) Within the last 12 months, have you been diagnosed by a healthcare professional with any of the following?

Pelvic Inflammatory Disease

| | Male | | Female | | Unknown | | Total | |
|-------------------|-------|------|--------|------|---------|------|-------|------|
| | Freq. | Pct. | Freq. | Pct. | Freq. | Pct. | Freq. | Pct. |
| 1 No | 2277 | 100 | 6139 | 100 | 15 | 100 | 8759 | 99.6 |
| 2 Yes | 8 | 0 | 27 | 0 | 0 | 0 | 36 | 0.4 |
| Valid responses = | 2285 | 26 | 6166 | 70 | 15 | 0 | 8795 | 99.4 |

Invalid responses include no response.

63A12) Within the last 12 months, have you been diagnosed by a healthcare professional with any of the following?

Pneumonia

| | Male | | Female | | Unknown | | Total | |
|-------------------|-------|------|--------|------|---------|------|-------|------|
| | Freq. | Pct. | Freq. | Pct. | Freq. | Pct. | Freq. | Pct. |
| 1 No | 2241 | 98 | 6051 | 98 | 15 | 100 | 8629 | 98.3 |
| 2 Yes | 37 | 2 | 108 | 2 | 0 | 0 | 152 | 1.7 |
| Valid responses = | 2278 | 26 | 6159 | 70 | 15 | 0 | 8781 | 99.2 |

Invalid responses include no response.



AMERICAN COLLEGE HEALTH ASSOCIATION

American College Health Association-National College Health Assessment (ACHA-NCHA III)
Reference Group Data Report - Fall 2020
 American College Health Association
 8455 Colesville Road, Suite 740
 Silver Spring, MD 20910
 (410) 859-1500
www.acha.org

December 18, 2023
 FREQUENCY REPORT
 Number of Surveys (n) = 8851 Web Surveys

63A13) Within the last 12 months, have you been diagnosed by a healthcare professional with any of the following?

Shingles

| | Male | | Female | | Unknown | | Total | |
|-------------------|-------|------|--------|------|---------|------|-------|------|
| | Freq. | Pct. | Freq. | Pct. | Freq. | Pct. | Freq. | Pct. |
| 1 No | 2266 | 99 | 6112 | 100 | 15 | 100 | 8720 | 99.5 |
| 2 Yes | 14 | 1 | 27 | 0 | 0 | 0 | 42 | 0.5 |
| Valid responses = | 2280 | 26 | 6139 | 70 | 15 | 0 | 8762 | 99.0 |

Invalid responses include no response.

63A14) Within the last 12 months, have you been diagnosed by a healthcare professional with any of the following?

Stomach or GI virus or bug, food poisoning, or gastritis

| | Male | | Female | | Unknown | | Total | |
|-------------------|-------|------|--------|------|---------|------|-------|------|
| | Freq. | Pct. | Freq. | Pct. | Freq. | Pct. | Freq. | Pct. |
| 1 No | 2141 | 94 | 5552 | 90 | 15 | 100 | 7998 | 91.0 |
| 2 Yes | 145 | 6 | 607 | 10 | 0 | 0 | 792 | 9.0 |
| Valid responses = | 2286 | 26 | 6159 | 70 | 15 | 0 | 8790 | 99.3 |

Invalid responses include no response.

63A15) Within the last 12 months, have you been diagnosed by a healthcare professional with any of the following?

Urinary tract infection

| | Male | | Female | | Unknown | | Total | |
|-------------------|-------|------|--------|------|---------|------|-------|------|
| | Freq. | Pct. | Freq. | Pct. | Freq. | Pct. | Freq. | Pct. |
| 1 No | 2259 | 99 | 5271 | 86 | 13 | 87 | 7836 | 89.3 |
| 2 Yes | 22 | 1 | 882 | 14 | 2 | 13 | 943 | 10.7 |
| Valid responses = | 2281 | 26 | 6153 | 70 | 15 | 0 | 8779 | 99.2 |

Invalid responses include no response.

63A16) Within the last 12 months, have you been diagnosed by a healthcare professional with any of the following?

Other short-term, temporary illness not listed above

| | Male | | Female | | Unknown | | Total | |
|-------------------|-------|------|--------|------|---------|------|-------|------|
| | Freq. | Pct. | Freq. | Pct. | Freq. | Pct. | Freq. | Pct. |
| 1 No | 1979 | 97 | 5231 | 96 | 11 | 100 | 7498 | 96.4 |
| 2 Yes | 62 | 3 | 201 | 4 | 0 | 0 | 276 | 3.6 |
| Valid responses = | 2041 | 26 | 5432 | 70 | 11 | 0 | 7774 | 87.8 |

Invalid responses include no response.

63B1) Within the last 12 months, to what extent did the following negatively affect your academic performance?

(only includes students who have been diagnosed within the last 12 months)

Bronchitis

| | Male | | Female | | Unknown | | Total | |
|--|-------|------|--------|------|---------|------|-------|------|
| | Freq. | Pct. | Freq. | Pct. | Freq. | Pct. | Freq. | Pct. |
| 1 Did not affect academic performance | 26 | 65 | 116 | 57 | 0 | 0 | 150 | 57.7 |
| 2 Negatively impacted performance in a class | 12 | 30 | 83 | 41 | 0 | 0 | 102 | 39.2 |
| 3 Delayed progress towards degree | 2 | 5 | 4 | 2 | 0 | 0 | 8 | 3.1 |
| Valid responses = | 40 | 15 | 203 | 78 | 0 | 0 | 260 | 2.9 |

Invalid responses include no response.

63B2) Within the last 12 months, to what extent did the following negatively affect your academic performance?

(only includes students who have been diagnosed within the last 12 months)

Chlamydia

| | Male | | Female | | Unknown | | Total | |
|--|-------|------|--------|------|---------|------|-------|------|
| | Freq. | Pct. | Freq. | Pct. | Freq. | Pct. | Freq. | Pct. |
| 1 Did not affect academic performance | 16 | 89 | 72 | 87 | 0 | 0 | 91 | 87.5 |
| 2 Negatively impacted performance in a class | 1 | 6 | 11 | 13 | 0 | 0 | 12 | 11.5 |
| 3 Delayed progress towards degree | 1 | 6 | 0 | 0 | 0 | 0 | 1 | 1.0 |
| Valid responses = | 18 | 17 | 83 | 80 | 0 | 0 | 104 | 1.2 |

Invalid responses include no response.

63B3) Within the last 12 months, to what extent did the following negatively affect your academic performance?

(only includes students who have been diagnosed within the last 12 months)

Chicken Pox (Varicella)

| | Male | | Female | | Unknown | | Total | |
|--|-------|------|--------|------|---------|------|-------|------|
| | Freq. | Pct. | Freq. | Pct. | Freq. | Pct. | Freq. | Pct. |
| 1 Did not affect academic performance | 7 | 88 | 12 | 92 | 0 | 0 | 19 | 90.5 |
| 2 Negatively impacted performance in a class | 0 | 0 | 0 | 0 | 0 | 0 | 0 | 0.0 |
| 3 Delayed progress towards degree | 1 | 13 | 1 | 8 | 0 | 0 | 2 | 9.5 |
| Valid responses = | 8 | 38 | 13 | 62 | 0 | 0 | 21 | 0.2 |

Invalid responses include no response.



AMERICAN COLLEGE HEALTH ASSOCIATION

American College Health Association-National College Health Assessment (ACHA-NCHA III)

Reference Group Data Report - Fall 2020

American College Health Association

8455 Colesville Road, Suite 740

Silver Spring, MD 20910

(410) 859-1500

www.acha.org

Undergraduate Students

December 18, 2023

FREQUENCY REPORT

Number of Surveys (n) =

8851

Web

Surveys

63B4) Within the last 12 months, to what extent did the following negatively affect your academic performance?

(only includes students who have been diagnosed within the last 12 months)

Cold/virus or other respiratory illness (for example: sinus infection, ear infection, strep throat, tonsillitis, pharyngitis, or laryngitis)

| | Male | | Female | | Unknown | | Total | |
|--|-------|------|--------|------|---------|------|-------|------|
| | Freq. | Pct. | Freq. | Pct. | Freq. | Pct. | Freq. | Pct. |
| 1 Did not affect academic performance | 366 | 73 | 1314 | 65 | 5 | 100 | 1753 | 66.5 |
| 2 Negatively impacted performance in a class | 130 | 26 | 667 | 33 | 0 | 0 | 840 | 31.9 |
| 3 Delayed progress towards degree | 4 | 1 | 38 | 2 | 0 | 0 | 44 | 1.7 |
| Valid responses = | 500 | 19 | 2019 | 77 | 5 | 0 | 2637 | 29.8 |

Invalid responses include no response.

63B5) Within the last 12 months, to what extent did the following negatively affect your academic performance?

(only includes students who have been diagnosed within the last 12 months)

Concussion

| | Male | | Female | | Unknown | | Total | |
|--|-------|------|--------|------|---------|------|-------|------|
| | Freq. | Pct. | Freq. | Pct. | Freq. | Pct. | Freq. | Pct. |
| 1 Did not affect academic performance | 29 | 60 | 78 | 35 | 0 | 0 | 108 | 38.4 |
| 2 Negatively impacted performance in a class | 15 | 31 | 124 | 56 | 0 | 0 | 145 | 51.6 |
| 3 Delayed progress towards degree | 4 | 8 | 21 | 9 | 0 | 0 | 28 | 10.0 |
| Valid responses = | 48 | 17 | 223 | 79 | 0 | 0 | 281 | 3.2 |

Invalid responses include no response.

63B6) Within the last 12 months, to what extent did the following negatively affect your academic performance?

(only includes students who have been diagnosed within the last 12 months)

Gonorrhea

| | Male | | Female | | Unknown | | Total | |
|--|-------|------|--------|------|---------|------|-------|------|
| | Freq. | Pct. | Freq. | Pct. | Freq. | Pct. | Freq. | Pct. |
| 1 Did not affect academic performance | 8 | 80 | 14 | 88 | 0 | 0 | 23 | 85.2 |
| 2 Negatively impacted performance in a class | 1 | 10 | 2 | 13 | 0 | 0 | 3 | 11.1 |
| 3 Delayed progress towards degree | 1 | 10 | 0 | 0 | 0 | 0 | 1 | 3.7 |
| Valid responses = | 10 | 37 | 16 | 59 | 0 | 0 | 27 | 0.3 |

Invalid responses include no response.

63B7) Within the last 12 months, to what extent did the following negatively affect your academic performance?

(only includes students who have been diagnosed within the last 12 months)

Flu (influenza) or flu-like illness

| | Male | | Female | | Unknown | | Total | |
|--|-------|------|--------|------|---------|------|-------|------|
| | Freq. | Pct. | Freq. | Pct. | Freq. | Pct. | Freq. | Pct. |
| 1 Did not affect academic performance | 121 | 67 | 285 | 53 | 1 | 100 | 423 | 56.0 |
| 2 Negatively impacted performance in a class | 56 | 31 | 230 | 43 | 0 | 0 | 305 | 40.4 |
| 3 Delayed progress towards degree | 3 | 2 | 20 | 4 | 0 | 0 | 27 | 3.6 |
| Valid responses = | 180 | 24 | 535 | 71 | 1 | 0 | 755 | 8.5 |

Invalid responses include no response.

63B8) Within the last 12 months, to what extent did the following negatively affect your academic performance?

(only includes students who have been diagnosed within the last 12 months)

Mumps

| | Male | | Female | | Unknown | | Total | |
|--|-------|------|--------|------|---------|------|-------|------|
| | Freq. | Pct. | Freq. | Pct. | Freq. | Pct. | Freq. | Pct. |
| 1 Did not affect academic performance | 8 | 89 | 17 | 100 | 0 | 0 | 25 | 96.2 |
| 2 Negatively impacted performance in a class | 0 | 0 | 0 | 0 | 0 | 0 | 0 | 0.0 |
| 3 Delayed progress towards degree | 1 | 11 | 0 | 0 | 0 | 0 | 1 | 3.8 |
| Valid responses = | 9 | 35 | 17 | 65 | 0 | 0 | 26 | 0.3 |

Invalid responses include no response.

63B9) Within the last 12 months, to what extent did the following negatively affect your academic performance?

(only includes students who have been diagnosed within the last 12 months)

Mononucleosis (mono)

| | Male | | Female | | Unknown | | Total | |
|--|-------|------|--------|------|---------|------|-------|------|
| | Freq. | Pct. | Freq. | Pct. | Freq. | Pct. | Freq. | Pct. |
| 1 Did not affect academic performance | 13 | 59 | 51 | 48 | 0 | 0 | 64 | 48.9 |
| 2 Negatively impacted performance in a class | 7 | 32 | 47 | 44 | 0 | 0 | 56 | 42.7 |
| 3 Delayed progress towards degree | 2 | 9 | 8 | 8 | 0 | 0 | 11 | 8.4 |
| Valid responses = | 22 | 17 | 106 | 81 | 0 | 0 | 131 | 1.5 |

Invalid responses include no response.

63B10) Within the last 12 months, to what extent did the following negatively affect your academic performance?

(only includes students who have been diagnosed within the last 12 months)

Orthopedic injury (for example: broken bone, fracture, sprain, bursitis, tendinitis, or ligament injury)

| | Male | | Female | | Unknown | | Total | |
|--|-------|------|--------|------|---------|------|-------|------|
| | Freq. | Pct. | Freq. | Pct. | Freq. | Pct. | Freq. | Pct. |
| 1 Did not affect academic performance | 120 | 78 | 441 | 71 | 0 | 0 | 584 | 72.5 |
| 2 Negatively impacted performance in a class | 27 | 18 | 159 | 26 | 0 | 0 | 192 | 23.8 |
| 3 Delayed progress towards degree | 7 | 5 | 21 | 3 | 0 | 0 | 30 | 3.7 |
| Valid responses = | 154 | 19 | 621 | 77 | 0 | 0 | 806 | 9.1 |

Invalid responses include no response.



AMERICAN COLLEGE HEALTH ASSOCIATION

American College Health Association-National College Health Assessment (ACHA-NCHA III)
Reference Group Data Report - Fall 2020
 American College Health Association
 8455 Colesville Road, Suite 740
 Silver Spring, MD 20910
 (410) 859-1500
www.acha.org

December 18, 2023
 FREQUENCY REPORT
 Number of Surveys (n) = 8851 Web Surveys

63B11) Within the last 12 months, to what extent did the following negatively affect your academic performance?

(only includes students who have been diagnosed within the last 12 months)

Pelvic Inflammatory Disease

| | Male | | Female | | Unknown | | Total | |
|--|-------|------|--------|------|---------|------|-------|------|
| | Freq. | Pct. | Freq. | Pct. | Freq. | Pct. | Freq. | Pct. |
| 1 Did not affect academic performance | 7 | 88 | 19 | 73 | 0 | 0 | 27 | 77.1 |
| 2 Negatively impacted performance in a class | 0 | 0 | 6 | 23 | 0 | 0 | 6 | 17.1 |
| 3 Delayed progress towards degree | 1 | 13 | 1 | 4 | 0 | 0 | 2 | 5.7 |
| Valid responses = | 8 | 23 | 26 | 74 | 0 | 0 | 35 | 0.4 |

Invalid responses include no response.

63B12) Within the last 12 months, to what extent did the following negatively affect your academic performance?

(only includes students who have been diagnosed within the last 12 months)

Pneumonia

| | Male | | Female | | Unknown | | Total | |
|--|-------|------|--------|------|---------|------|-------|------|
| | Freq. | Pct. | Freq. | Pct. | Freq. | Pct. | Freq. | Pct. |
| 1 Did not affect academic performance | 20 | 61 | 55 | 55 | 0 | 0 | 78 | 55.7 |
| 2 Negatively impacted performance in a class | 9 | 27 | 39 | 39 | 0 | 0 | 52 | 37.1 |
| 3 Delayed progress towards degree | 4 | 12 | 6 | 6 | 0 | 0 | 10 | 7.1 |
| Valid responses = | 33 | 24 | 100 | 71 | 0 | 0 | 140 | 1.6 |

Invalid responses include no response.

63B13) Within the last 12 months, to what extent did the following negatively affect your academic performance?

(only includes students who have been diagnosed within the last 12 months)

Shingles

| | Male | | Female | | Unknown | | Total | |
|--|-------|------|--------|------|---------|------|-------|------|
| | Freq. | Pct. | Freq. | Pct. | Freq. | Pct. | Freq. | Pct. |
| 1 Did not affect academic performance | 10 | 71 | 20 | 80 | 0 | 0 | 31 | 77.5 |
| 2 Negatively impacted performance in a class | 3 | 21 | 4 | 16 | 0 | 0 | 7 | 17.5 |
| 3 Delayed progress towards degree | 1 | 7 | 1 | 4 | 0 | 0 | 2 | 5.0 |
| Valid responses = | 14 | 35 | 25 | 63 | 0 | 0 | 40 | 0.5 |

Invalid responses include no response.

63B14) Within the last 12 months, to what extent did the following negatively affect your academic performance?

(only includes students who have been diagnosed within the last 12 months)

Stomach or GI virus or bug, food poisoning, or gastritis

| | Male | | Female | | Unknown | | Total | |
|--|-------|------|--------|------|---------|------|-------|------|
| | Freq. | Pct. | Freq. | Pct. | Freq. | Pct. | Freq. | Pct. |
| 1 Did not affect academic performance | 94 | 69 | 357 | 61 | 0 | 0 | 474 | 62.5 |
| 2 Negatively impacted performance in a class | 40 | 29 | 210 | 36 | 0 | 0 | 265 | 34.9 |
| 3 Delayed progress towards degree | 3 | 2 | 15 | 3 | 0 | 0 | 20 | 2.6 |
| Valid responses = | 137 | 18 | 582 | 77 | 0 | 0 | 759 | 8.6 |

Invalid responses include no response.

63B15) Within the last 12 months, to what extent did the following negatively affect your academic performance?

(only includes students who have been diagnosed within the last 12 months)

Urinary tract infection

| | Male | | Female | | Unknown | | Total | |
|--|-------|------|--------|------|---------|------|-------|------|
| | Freq. | Pct. | Freq. | Pct. | Freq. | Pct. | Freq. | Pct. |
| 1 Did not affect academic performance | 16 | 94 | 695 | 83 | 1 | 100 | 741 | 82.7 |
| 2 Negatively impacted performance in a class | 0 | 0 | 141 | 17 | 0 | 0 | 147 | 16.4 |
| 3 Delayed progress towards degree | 1 | 6 | 6 | 1 | 0 | 0 | 8 | 0.9 |
| Valid responses = | 17 | 2 | 842 | 94 | 1 | 0 | 896 | 10.1 |

Invalid responses include no response.

63B16) Within the last 12 months, to what extent did the following negatively affect your academic performance?

(only includes students who have been diagnosed within the last 12 months)

Other short-term, temporary illness not listed above

| | Male | | Female | | Unknown | | Total | |
|--|-------|------|--------|------|---------|------|-------|------|
| | Freq. | Pct. | Freq. | Pct. | Freq. | Pct. | Freq. | Pct. |
| 1 Did not affect academic performance | 42 | 71 | 114 | 60 | 0 | 0 | 163 | 62.7 |
| 2 Negatively impacted performance in a class | 16 | 27 | 66 | 35 | 0 | 0 | 87 | 33.5 |
| 3 Delayed progress towards degree | 1 | 2 | 9 | 5 | 0 | 0 | 10 | 3.8 |
| Valid responses = | 59 | 23 | 189 | 73 | 0 | 0 | 260 | 2.9 |

Invalid responses include no response.

64) Have you ever been tested for HIV?

| | Male | | Female | | Unknown | | Total | |
|----------------------------------|-------|------|--------|------|---------|------|-------|------|
| | Freq. | Pct. | Freq. | Pct. | Freq. | Pct. | Freq. | Pct. |
| 1 Yes, within the last 12 months | 164 | 7 | 666 | 11 | 2 | 12 | 874 | 9.9 |
| 2 Yes, more than 12 months ago | 146 | 6 | 500 | 8 | 0 | 0 | 685 | 7.8 |
| 3 No | 1780 | 78 | 4293 | 70 | 15 | 88 | 6307 | 71.7 |
| 4 Unsure | 187 | 8 | 711 | 12 | 0 | 0 | 928 | 10.6 |
| Valid responses = | 2277 | 26 | 6170 | 70 | 17 | 0 | 8794 | 99.4 |

Invalid responses include no response.



AMERICAN COLLEGE HEALTH ASSOCIATION

American College Health Association-National College Health Assessment (ACHA-NCHA III)

Reference Group Data Report - Fall 2020

American College Health Association

8455 Colesville Road, Suite 740

Silver Spring, MD 20910

(410) 859-1500

www.acha.org

Undergraduate Students

December 18, 2023

FREQUENCY REPORT

Number of Surveys (n) =

8851

Web

Surveys

65A1) Have you ever been diagnosed by a healthcare or mental health professional with any of the following ongoing or chronic conditions?

Acne

| | Male | | Female | | Unknown | | Total | | |
|-------------------|-------|------|--------|------|---------|------|-------|------|--|
| | Freq. | Pct. | Freq. | Pct. | Freq. | Pct. | Freq. | Pct. | |
| 1 No | 1701 | 75 | 4316 | 70 | 15 | 94 | 6269 | 71.3 | |
| 2 Yes | 578 | 25 | 1848 | 30 | 1 | 6 | 2521 | 28.7 | |
| Valid responses = | 2279 | 26 | 6164 | 70 | 16 | 0 | 8790 | 99.3 | |

Invalid responses include no response.

65A2) Have you ever been diagnosed by a healthcare or mental health professional with any of the following ongoing or chronic conditions?

ADD/ADHD - Attention Deficit/Hyperactivity Disorder

| | Male | | Female | | Unknown | | Total | | |
|-------------------|-------|------|--------|------|---------|------|-------|------|--|
| | Freq. | Pct. | Freq. | Pct. | Freq. | Pct. | Freq. | Pct. | |
| 1 No | 1984 | 87 | 5600 | 91 | 16 | 94 | 7872 | 89.4 | |
| 2 Yes | 296 | 13 | 573 | 9 | 1 | 6 | 929 | 10.6 | |
| Valid responses = | 2280 | 26 | 6173 | 70 | 17 | 0 | 8801 | 99.4 | |

Invalid responses include no response.

65A3) Have you ever been diagnosed by a healthcare or mental health professional with any of the following ongoing or chronic conditions?

Alcohol or Other Drug-Related Abuse or Addiction

| | Male | | Female | | Unknown | | Total | | |
|-------------------|-------|------|--------|------|---------|------|-------|------|--|
| | Freq. | Pct. | Freq. | Pct. | Freq. | Pct. | Freq. | Pct. | |
| 1 No | 2251 | 98 | 6117 | 99 | 16 | 100 | 8707 | 98.8 | |
| 2 Yes | 37 | 2 | 58 | 1 | 0 | 0 | 104 | 1.2 | |
| Valid responses = | 2288 | 26 | 6175 | 70 | 16 | 0 | 8811 | 99.5 | |

Invalid responses include no response.

65A4) Have you ever been diagnosed by a healthcare or mental health professional with any of the following ongoing or chronic conditions?

Allergies - food allergy

| | Male | | Female | | Unknown | | Total | | |
|-------------------|-------|------|--------|------|---------|------|-------|------|--|
| | Freq. | Pct. | Freq. | Pct. | Freq. | Pct. | Freq. | Pct. | |
| 1 No | 2100 | 92 | 5308 | 86 | 15 | 94 | 7695 | 87.6 | |
| 2 Yes | 181 | 8 | 854 | 14 | 1 | 6 | 1094 | 12.4 | |
| Valid responses = | 2281 | 26 | 6162 | 70 | 16 | 0 | 8789 | 99.3 | |

Invalid responses include no response.

65A5) Have you ever been diagnosed by a healthcare or mental health professional with any of the following ongoing or chronic conditions?

Allergies - animals/pets

| | Male | | Female | | Unknown | | Total | | |
|-------------------|-------|------|--------|------|---------|------|-------|------|--|
| | Freq. | Pct. | Freq. | Pct. | Freq. | Pct. | Freq. | Pct. | |
| 1 No | 2006 | 88 | 5268 | 86 | 13 | 81 | 7563 | 86.2 | |
| 2 Yes | 268 | 12 | 883 | 14 | 3 | 19 | 1209 | 13.8 | |
| Valid responses = | 2274 | 26 | 6151 | 70 | 16 | 0 | 8772 | 99.1 | |

Invalid responses include no response.

65A6) Have you ever been diagnosed by a healthcare or mental health professional with any of the following ongoing or chronic conditions?

Allergies - environmental (for example: pollen, grass, dust, mold)

| | Male | | Female | | Unknown | | Total | | |
|-------------------|-------|------|--------|------|---------|------|-------|------|--|
| | Freq. | Pct. | Freq. | Pct. | Freq. | Pct. | Freq. | Pct. | |
| 1 No | 1626 | 71 | 4123 | 67 | 9 | 56 | 5977 | 68.2 | |
| 2 Yes | 657 | 29 | 2016 | 33 | 7 | 44 | 2792 | 31.8 | |
| Valid responses = | 2283 | 26 | 6139 | 70 | 16 | 0 | 8769 | 99.1 | |

Invalid responses include no response.

65A7) Have you ever been diagnosed by a healthcare or mental health professional with any of the following ongoing or chronic conditions?

Anxiety (for example: Generalized Anxiety, Social Anxiety, Panic Disorder, Specific Phobia)

| | Male | | Female | | Unknown | | Total | | |
|-------------------|-------|------|--------|------|---------|------|-------|------|--|
| | Freq. | Pct. | Freq. | Pct. | Freq. | Pct. | Freq. | Pct. | |
| 1 No | 1896 | 83 | 4015 | 65 | 10 | 63 | 6087 | 69.1 | |
| 2 Yes | 389 | 17 | 2158 | 35 | 6 | 38 | 2718 | 30.9 | |
| Valid responses = | 2285 | 26 | 6173 | 70 | 16 | 0 | 8805 | 99.5 | |

Invalid responses include no response.

65A8) Have you ever been diagnosed by a healthcare or mental health professional with any of the following ongoing or chronic conditions?

Asthma

| | Male | | Female | | Unknown | | Total | | |
|-------------------|-------|------|--------|------|---------|------|-------|------|--|
| | Freq. | Pct. | Freq. | Pct. | Freq. | Pct. | Freq. | Pct. | |
| 1 No | 1916 | 84 | 5084 | 82 | 13 | 81 | 7275 | 82.6 | |
| 2 Yes | 371 | 16 | 1086 | 18 | 3 | 19 | 1528 | 17.4 | |
| Valid responses = | 2287 | 26 | 6170 | 70 | 16 | 0 | 8803 | 99.5 | |

Invalid responses include no response.



AMERICAN COLLEGE HEALTH ASSOCIATION

American College Health Association-National College Health Assessment (ACHA-NCHA III)

Reference Group Data Report - Fall 2020

American College Health Association

8455 Colesville Road, Suite 740

Silver Spring, MD 20910

(410) 859-1500

www.acha.org

Undergraduate Students

December 18, 2023

FREQUENCY REPORT

Number of Surveys (n) =

8851

Web

Surveys

65A9) Have you ever been diagnosed by a healthcare or mental health professional with any of the following ongoing or chronic conditions?

Autism spectrum

| | Male | | Female | | Unknown | | Total | |
|-------------------|-------|------|--------|------|---------|------|-------|------|
| | Freq. | Pct. | Freq. | Pct. | Freq. | Pct. | Freq. | Pct. |
| 1 No | 2223 | 98 | 6113 | 99 | 14 | 93 | 8659 | 98.5 |
| 2 Yes | 57 | 3 | 49 | 1 | 1 | 7 | 129 | 1.5 |
| Valid responses = | 2280 | 26 | 6162 | 70 | 15 | 0 | 8788 | 99.3 |

Invalid responses include no response.

65A10) Have you ever been diagnosed by a healthcare or mental health professional with any of the following ongoing or chronic conditions?

Bipolar and Related Conditions (for example: Bipolar I, II, Hypomanic Episode)

| | Male | | Female | | Unknown | | Total | |
|-------------------|-------|------|--------|------|---------|------|-------|------|
| | Freq. | Pct. | Freq. | Pct. | Freq. | Pct. | Freq. | Pct. |
| 1 No | 2250 | 98 | 6031 | 98 | 16 | 100 | 8606 | 97.7 |
| 2 Yes | 39 | 2 | 142 | 2 | 0 | 0 | 203 | 2.3 |
| Valid responses = | 2289 | 26 | 6173 | 70 | 16 | 0 | 8809 | 99.5 |

Invalid responses include no response.

65A11) Have you ever been diagnosed by a healthcare or mental health professional with any of the following ongoing or chronic conditions?

Borderline Personality Disorder (BPD), Avoidant Personality, Dependent Personality, or another personality disorder

| | Male | | Female | | Unknown | | Total | |
|-------------------|-------|------|--------|------|---------|------|-------|------|
| | Freq. | Pct. | Freq. | Pct. | Freq. | Pct. | Freq. | Pct. |
| 1 No | 2265 | 99 | 6094 | 99 | 16 | 100 | 8690 | 98.8 |
| 2 Yes | 18 | 1 | 71 | 1 | 0 | 0 | 104 | 1.2 |
| Valid responses = | 2283 | 26 | 6165 | 70 | 16 | 0 | 8794 | 99.4 |

Invalid responses include no response.

65A12) Have you ever been diagnosed by a healthcare or mental health professional with any of the following ongoing or chronic conditions?

Cancer

| | Male | | Female | | Unknown | | Total | |
|-------------------|-------|------|--------|------|---------|------|-------|------|
| | Freq. | Pct. | Freq. | Pct. | Freq. | Pct. | Freq. | Pct. |
| 1 No | 2267 | 99 | 6114 | 99 | 16 | 100 | 8690 | 99.2 |
| 2 Yes | 18 | 1 | 54 | 1 | 0 | 0 | 73 | 0.8 |
| Valid responses = | 2285 | 26 | 6168 | 70 | 16 | 0 | 8801 | 99.4 |

Invalid responses include no response.

65A13) Have you ever been diagnosed by a healthcare or mental health professional with any of the following ongoing or chronic conditions?

Celiac disease

| | Male | | Female | | Unknown | | Total | |
|-------------------|-------|------|--------|------|---------|------|-------|------|
| | Freq. | Pct. | Freq. | Pct. | Freq. | Pct. | Freq. | Pct. |
| 1 No | 2267 | 100 | 6061 | 99 | 16 | 100 | 8670 | 98.9 |
| 2 Yes | 9 | 0 | 81 | 1 | 0 | 0 | 94 | 1.1 |
| Valid responses = | 2276 | 26 | 6142 | 70 | 16 | 0 | 8764 | 99.0 |

Invalid responses include no response.

65A14) Have you ever been diagnosed by a healthcare or mental health professional with any of the following ongoing or chronic conditions?

Chronic pain (for example: back or joint pain, arthritis, nerve pain)

| | Male | | Female | | Unknown | | Total | |
|-------------------|-------|------|--------|------|---------|------|-------|------|
| | Freq. | Pct. | Freq. | Pct. | Freq. | Pct. | Freq. | Pct. |
| 1 No | 2172 | 95 | 5665 | 92 | 16 | 100 | 8144 | 92.8 |
| 2 Yes | 108 | 5 | 487 | 8 | 0 | 0 | 631 | 7.2 |
| Valid responses = | 2280 | 26 | 6152 | 70 | 16 | 0 | 8775 | 99.1 |

Invalid responses include no response.

65A15) Have you ever been diagnosed by a healthcare or mental health professional with any of the following ongoing or chronic conditions?

Depression (for example: Major depression, persistent depressive disorder, disruptive mood disorder)

| | Male | | Female | | Unknown | | Total | |
|-------------------|-------|------|--------|------|---------|------|-------|------|
| | Freq. | Pct. | Freq. | Pct. | Freq. | Pct. | Freq. | Pct. |
| 1 No | 1974 | 86 | 4607 | 75 | 12 | 75 | 6779 | 77.0 |
| 2 Yes | 311 | 14 | 1561 | 25 | 4 | 25 | 2022 | 23.0 |
| Valid responses = | 2285 | 26 | 6168 | 70 | 16 | 0 | 8801 | 99.4 |

Invalid responses include no response.

65A16) Have you ever been diagnosed by a healthcare or mental health professional with any of the following ongoing or chronic conditions?

Diabetes or pre-diabetes/insulin resistance

| | Male | | Female | | Unknown | | Total | |
|-------------------|-------|------|--------|------|---------|------|-------|------|
| | Freq. | Pct. | Freq. | Pct. | Freq. | Pct. | Freq. | Pct. |
| 1 No | 2231 | 98 | 6017 | 98 | 16 | 100 | 8588 | 97.7 |
| 2 Yes | 48 | 2 | 145 | 2 | 0 | 0 | 201 | 2.3 |
| Valid responses = | 2279 | 26 | 6162 | 70 | 16 | 0 | 8789 | 99.3 |

Invalid responses include no response.



AMERICAN COLLEGE HEALTH ASSOCIATION

American College Health Association-National College Health Assessment (ACHA-NCHA III)

Reference Group Data Report - Fall 2020

American College Health Association

8455 Colesville Road, Suite 740

Silver Spring, MD 20910

(410) 859-1500

www.acha.org

Undergraduate Students

December 18, 2023

FREQUENCY REPORT

Number of Surveys (n) =

8851

Web

Surveys

65A17) Have you ever been diagnosed by a healthcare or mental health professional with any of the following ongoing or chronic conditions?

Eating Disorders (for example: Anorexia Nervosa, Bulimia Nervosa, Binge-Eating)

| | Male | | Female | | Unknown | | Total | |
|-------------------|-------|------|--------|------|---------|------|-------|------|
| | Freq. | Pct. | Freq. | Pct. | Freq. | Pct. | Freq. | Pct. |
| 1 No | 2255 | 99 | 5825 | 94 | 15 | 94 | 8390 | 95.4 |
| 2 Yes | 28 | 1 | 344 | 6 | 1 | 6 | 409 | 4.6 |
| Valid responses = | 2283 | 26 | 6169 | 70 | 16 | 0 | 8799 | 99.4 |

Invalid responses include no response.

65A18) Have you ever been diagnosed by a healthcare or mental health professional with any of the following ongoing or chronic conditions?

Endometriosis

| | Male | | Female | | Unknown | | Total | |
|-------------------|-------|------|--------|------|---------|------|-------|------|
| | Freq. | Pct. | Freq. | Pct. | Freq. | Pct. | Freq. | Pct. |
| 1 No | 2279 | 100 | 6011 | 98 | 16 | 100 | 8626 | 98.1 |
| 2 Yes | 3 | 0 | 155 | 3 | 0 | 0 | 168 | 1.9 |
| Valid responses = | 2282 | 26 | 6166 | 70 | 16 | 0 | 8794 | 99.4 |

Invalid responses include no response.

65A19) Have you ever been diagnosed by a healthcare or mental health professional with any of the following ongoing or chronic conditions?

Gambling Disorder

| | Male | | Female | | Unknown | | Total | |
|-------------------|-------|------|--------|------|---------|------|-------|------|
| | Freq. | Pct. | Freq. | Pct. | Freq. | Pct. | Freq. | Pct. |
| 1 No | 2282 | 100 | 6156 | 100 | 16 | 100 | 8783 | 99.9 |
| 2 Yes | 3 | 0 | 6 | 0 | 0 | 0 | 10 | 0.1 |
| Valid responses = | 2285 | 26 | 6162 | 70 | 16 | 0 | 8793 | 99.3 |

Invalid responses include no response.

65A20) Have you ever been diagnosed by a healthcare or mental health professional with any of the following ongoing or chronic conditions?

Genital herpes

| | Male | | Female | | Unknown | | Total | |
|-------------------|-------|------|--------|------|---------|------|-------|------|
| | Freq. | Pct. | Freq. | Pct. | Freq. | Pct. | Freq. | Pct. |
| 1 No | 2268 | 100 | 6076 | 99 | 15 | 100 | 8687 | 99.2 |
| 2 Yes | 10 | 0 | 56 | 1 | 0 | 0 | 67 | 0.8 |
| Valid responses = | 2278 | 26 | 6132 | 70 | 15 | 0 | 8754 | 98.9 |

Invalid responses include no response.

65A21) Have you ever been diagnosed by a healthcare or mental health professional with any of the following ongoing or chronic conditions?

Gastroesophageal Reflux Disease (GERD) or acid reflux

| | Male | | Female | | Unknown | | Total | |
|-------------------|-------|------|--------|------|---------|------|-------|------|
| | Freq. | Pct. | Freq. | Pct. | Freq. | Pct. | Freq. | Pct. |
| 1 No | 2204 | 97 | 5772 | 94 | 15 | 100 | 8297 | 94.5 |
| 2 Yes | 78 | 3 | 386 | 6 | 0 | 0 | 484 | 5.5 |
| Valid responses = | 2282 | 26 | 6158 | 70 | 15 | 0 | 8781 | 99.2 |

Invalid responses include no response.

65A22) Have you ever been diagnosed by a healthcare or mental health professional with any of the following ongoing or chronic conditions?

Heart & vascular disorders (for example: atrial fibrillation or other cardiac arrhythmia, mitral valve prolapse or other valvular heart disease, congenital heart condition)

| | Male | | Female | | Unknown | | Total | |
|-------------------|-------|------|--------|------|---------|------|-------|------|
| | Freq. | Pct. | Freq. | Pct. | Freq. | Pct. | Freq. | Pct. |
| 1 No | 2241 | 98 | 6030 | 98 | 14 | 93 | 8605 | 97.8 |
| 2 Yes | 42 | 2 | 139 | 2 | 1 | 7 | 192 | 2.2 |
| Valid responses = | 2283 | 26 | 6169 | 70 | 15 | 0 | 8797 | 99.4 |

Invalid responses include no response.

65A23) Have you ever been diagnosed by a healthcare or mental health professional with any of the following ongoing or chronic conditions?

Hepatitis B or C

| | Male | | Female | | Unknown | | Total | |
|-------------------|-------|------|--------|------|---------|------|-------|------|
| | Freq. | Pct. | Freq. | Pct. | Freq. | Pct. | Freq. | Pct. |
| 1 No | 2272 | 100 | 6157 | 100 | 15 | 100 | 8774 | 99.7 |
| 2 Yes | 10 | 0 | 16 | 0 | 0 | 0 | 27 | 0.3 |
| Valid responses = | 2282 | 26 | 6173 | 70 | 15 | 0 | 8801 | 99.4 |

Invalid responses include no response.

65A24) Have you ever been diagnosed by a healthcare or mental health professional with any of the following ongoing or chronic conditions?

High blood pressure (hypertension)

| | Male | | Female | | Unknown | | Total | |
|-------------------|-------|------|--------|------|---------|------|-------|------|
| | Freq. | Pct. | Freq. | Pct. | Freq. | Pct. | Freq. | Pct. |
| 1 No | 2192 | 96 | 6040 | 98 | 16 | 100 | 8568 | 97.4 |
| 2 Yes | 89 | 4 | 126 | 2 | 0 | 0 | 226 | 2.6 |
| Valid responses = | 2281 | 26 | 6166 | 70 | 16 | 0 | 8794 | 99.4 |

Invalid responses include no response.



AMERICAN COLLEGE HEALTH ASSOCIATION

American College Health Association-National College Health Assessment (ACHA-NCHA III)

Reference Group Data Report - Fall 2020

American College Health Association

8455 Colesville Road, Suite 740

Silver Spring, MD 20910

(410) 859-1500

www.acha.org

Undergraduate Students

December 18, 2023

FREQUENCY REPORT

Number of Surveys (n) =

8851

Web

Surveys

65A25) Have you ever been diagnosed by a healthcare or mental health professional with any of the following ongoing or chronic conditions?

High cholesterol (hyperlipidemia)

| | Male | | Female | | Unknown | | Total | |
|-------------------|-------|------|--------|------|---------|------|-------|------|
| | Freq. | Pct. | Freq. | Pct. | Freq. | Pct. | Freq. | Pct. |
| 1 No | 2226 | 98 | 5977 | 97 | 16 | 100 | 8543 | 97.2 |
| 2 Yes | 53 | 2 | 186 | 3 | 0 | 0 | 245 | 2.8 |
| Valid responses = | 2279 | 26 | 6163 | 70 | 16 | 0 | 8788 | 99.3 |

Invalid responses include no response.

65A26) Have you ever been diagnosed by a healthcare or mental health professional with any of the following ongoing or chronic conditions?

HIV or AIDS

| | Male | | Female | | Unknown | | Total | |
|-------------------|-------|------|--------|------|---------|------|-------|------|
| | Freq. | Pct. | Freq. | Pct. | Freq. | Pct. | Freq. | Pct. |
| 1 No | 2274 | 100 | 6150 | 100 | 16 | 100 | 8769 | 99.9 |
| 2 Yes | 5 | 0 | 5 | 0 | 0 | 0 | 10 | 0.1 |
| Valid responses = | 2279 | 26 | 6155 | 70 | 16 | 0 | 8779 | 99.2 |

Invalid responses include no response.

65A27) Have you ever been diagnosed by a healthcare or mental health professional with any of the following ongoing or chronic conditions?

Human papillomavirus (HPV) or genital warts

| | Male | | Female | | Unknown | | Total | |
|-------------------|-------|------|--------|------|---------|------|-------|------|
| | Freq. | Pct. | Freq. | Pct. | Freq. | Pct. | Freq. | Pct. |
| 1 No | 2272 | 100 | 6099 | 99 | 15 | 100 | 8712 | 99.0 |
| 2 Yes | 11 | 1 | 69 | 1 | 0 | 0 | 84 | 1.0 |
| Valid responses = | 2283 | 26 | 6168 | 70 | 15 | 0 | 8796 | 99.4 |

Invalid responses include no response.

65A28) Have you ever been diagnosed by a healthcare or mental health professional with any of the following ongoing or chronic conditions?

Insomnia

| | Male | | Female | | Unknown | | Total | |
|-------------------|-------|------|--------|------|---------|------|-------|------|
| | Freq. | Pct. | Freq. | Pct. | Freq. | Pct. | Freq. | Pct. |
| 1 No | 2192 | 96 | 5780 | 94 | 16 | 100 | 8271 | 94.3 |
| 2 Yes | 83 | 4 | 373 | 6 | 0 | 0 | 501 | 5.7 |
| Valid responses = | 2275 | 26 | 6153 | 70 | 16 | 0 | 8772 | 99.1 |

Invalid responses include no response.

65A29) Have you ever been diagnosed by a healthcare or mental health professional with any of the following ongoing or chronic conditions?

Irritable bowel syndrome (spastic colon or spastic bowel)

| | Male | | Female | | Unknown | | Total | |
|-------------------|-------|------|--------|------|---------|------|-------|------|
| | Freq. | Pct. | Freq. | Pct. | Freq. | Pct. | Freq. | Pct. |
| 1 No | 2235 | 98 | 5814 | 94 | 16 | 100 | 8377 | 95.3 |
| 2 Yes | 49 | 2 | 346 | 6 | 0 | 0 | 412 | 4.7 |
| Valid responses = | 2284 | 26 | 6160 | 70 | 16 | 0 | 8789 | 99.3 |

Invalid responses include no response.

65A30) Have you ever been diagnosed by a healthcare or mental health professional with any of the following ongoing or chronic conditions?

Migraine headaches

| | Male | | Female | | Unknown | | Total | |
|-------------------|-------|------|--------|------|---------|------|-------|------|
| | Freq. | Pct. | Freq. | Pct. | Freq. | Pct. | Freq. | Pct. |
| 1 No | 2115 | 93 | 5201 | 85 | 15 | 94 | 7599 | 86.6 |
| 2 Yes | 165 | 7 | 946 | 15 | 1 | 6 | 1173 | 13.4 |
| Valid responses = | 2280 | 26 | 6147 | 70 | 16 | 0 | 8772 | 99.1 |

Invalid responses include no response.

65A31) Have you ever been diagnosed by a healthcare or mental health professional with any of the following ongoing or chronic conditions?

Obsessive-Compulsive and Related Conditions (for example: OCD, Body Dysmorphia, Hoarding, Trichotillomania, other body-focused repetitive behavior disorders)

| | Male | | Female | | Unknown | | Total | |
|-------------------|-------|------|--------|------|---------|------|-------|------|
| | Freq. | Pct. | Freq. | Pct. | Freq. | Pct. | Freq. | Pct. |
| 1 No | 2216 | 97 | 5769 | 94 | 15 | 94 | 8291 | 94.3 |
| 2 Yes | 67 | 3 | 396 | 6 | 1 | 6 | 503 | 5.7 |
| Valid responses = | 2283 | 26 | 6165 | 70 | 16 | 0 | 8794 | 99.4 |

Invalid responses include no response.

65A32) Have you ever been diagnosed by a healthcare or mental health professional with any of the following ongoing or chronic conditions?

Polycystic Ovarian Syndrome (PCOS)

| | Male | | Female | | Unknown | | Total | |
|-------------------|-------|------|--------|------|---------|------|-------|------|
| | Freq. | Pct. | Freq. | Pct. | Freq. | Pct. | Freq. | Pct. |
| 1 No | 2267 | 100 | 5900 | 96 | 15 | 94 | 8498 | 96.9 |
| 2 Yes | 2 | 0 | 253 | 4 | 1 | 6 | 271 | 3.1 |
| Valid responses = | 2269 | 26 | 6153 | 70 | 16 | 0 | 8769 | 99.1 |

Invalid responses include no response.



AMERICAN COLLEGE HEALTH ASSOCIATION

American College Health Association-National College Health Assessment (ACHA-NCHA III)

Reference Group Data Report - Fall 2020

American College Health Association

8455 Colesville Road, Suite 740

Silver Spring, MD 20910

(410) 859-1500

www.acha.org

Undergraduate Students

December 18, 2023

FREQUENCY REPORT

Number of Surveys (n) =

8851

Web

Surveys

65A33) Have you ever been diagnosed by a healthcare or mental health professional with any of the following ongoing or chronic conditions?

PTSD (Posttraumatic Stress Disorder), Acute Stress Disorder, Adjustment Disorder, or another trauma- or stressor-related condition

| | Male | | Female | | Unknown | | Total | |
|-------------------|-------|------|--------|------|---------|------|-------|------|
| | Freq. | Pct. | Freq. | Pct. | Freq. | Pct. | Freq. | Pct. |
| 1 No | 2224 | 97 | 5758 | 94 | 17 | 100 | 8273 | 94.1 |
| 2 Yes | 62 | 3 | 399 | 7 | 0 | 0 | 516 | 5.9 |
| Valid responses = | 2286 | 26 | 6157 | 70 | 17 | 0 | 8789 | 99.3 |

Invalid responses include no response.

65A34) Have you ever been diagnosed by a healthcare or mental health professional with any of the following ongoing or chronic conditions?

Schizophrenia and Other Psychotic Conditions (for example: Schizophrenia, Schizoaffective Disorder, Schizophreniform Disorder, Delusional Disorder)

| | Male | | Female | | Unknown | | Total | |
|-------------------|-------|------|--------|------|---------|------|-------|------|
| | Freq. | Pct. | Freq. | Pct. | Freq. | Pct. | Freq. | Pct. |
| 1 No | 2271 | 100 | 6141 | 100 | 16 | 100 | 8753 | 99.6 |
| 2 Yes | 10 | 0 | 21 | 0 | 0 | 0 | 36 | 0.4 |
| Valid responses = | 2281 | 26 | 6162 | 70 | 16 | 0 | 8789 | 99.3 |

Invalid responses include no response.

65A35) Have you ever been diagnosed by a healthcare or mental health professional with any of the following ongoing or chronic conditions?

Sleep Apnea

| | Male | | Female | | Unknown | | Total | |
|-------------------|-------|------|--------|------|---------|------|-------|------|
| | Freq. | Pct. | Freq. | Pct. | Freq. | Pct. | Freq. | Pct. |
| 1 No | 2239 | 98 | 6077 | 99 | 16 | 100 | 8653 | 98.4 |
| 2 Yes | 42 | 2 | 87 | 1 | 0 | 0 | 138 | 1.6 |
| Valid responses = | 2281 | 26 | 6164 | 70 | 16 | 0 | 8791 | 99.3 |

Invalid responses include no response.

65A36) Have you ever been diagnosed by a healthcare or mental health professional with any of the following ongoing or chronic conditions?

Thyroid condition or disorder

| | Male | | Female | | Unknown | | Total | |
|-------------------|-------|------|--------|------|---------|------|-------|------|
| | Freq. | Pct. | Freq. | Pct. | Freq. | Pct. | Freq. | Pct. |
| 1 No | 2251 | 99 | 5926 | 96 | 15 | 100 | 8506 | 96.9 |
| 2 Yes | 26 | 1 | 226 | 4 | 0 | 0 | 268 | 3.1 |
| Valid responses = | 2277 | 26 | 6152 | 70 | 15 | 0 | 8774 | 99.1 |

Invalid responses include no response.

65A37) Have you ever been diagnosed by a healthcare or mental health professional with any of the following ongoing or chronic conditions?

Tourette's or other neurodevelopmental condition not already listed

| | Male | | Female | | Unknown | | Total | |
|-------------------|-------|------|--------|------|---------|------|-------|------|
| | Freq. | Pct. | Freq. | Pct. | Freq. | Pct. | Freq. | Pct. |
| 1 No | 2264 | 99 | 6132 | 100 | 16 | 100 | 8741 | 99.5 |
| 2 Yes | 19 | 1 | 23 | 0 | 0 | 0 | 43 | 0.5 |
| Valid responses = | 2283 | 26 | 6155 | 70 | 16 | 0 | 8784 | 99.2 |

Invalid responses include no response.

65A38) Have you ever been diagnosed by a healthcare or mental health professional with any of the following ongoing or chronic conditions?

Traumatic brain injury (TBI)

| | Male | | Female | | Unknown | | Total | |
|-------------------|-------|------|--------|------|---------|------|-------|------|
| | Freq. | Pct. | Freq. | Pct. | Freq. | Pct. | Freq. | Pct. |
| 1 No | 2259 | 99 | 6070 | 99 | 16 | 100 | 8669 | 98.8 |
| 2 Yes | 21 | 1 | 77 | 1 | 0 | 0 | 104 | 1.2 |
| Valid responses = | 2280 | 26 | 6147 | 70 | 16 | 0 | 8773 | 99.1 |

Invalid responses include no response.

65A39) Have you ever been diagnosed by a healthcare or mental health professional with any of the following ongoing or chronic conditions?

Urinary system disorder (for example: bladder or kidney disease, urinary reflux, interstitial cystitis)

| | Male | | Female | | Unknown | | Total | |
|-------------------|-------|------|--------|------|---------|------|-------|------|
| | Freq. | Pct. | Freq. | Pct. | Freq. | Pct. | Freq. | Pct. |
| 1 No | 2273 | 100 | 6056 | 99 | 16 | 100 | 8670 | 98.8 |
| 2 Yes | 10 | 0 | 92 | 2 | 0 | 0 | 107 | 1.2 |
| Valid responses = | 2283 | 26 | 6148 | 70 | 16 | 0 | 8777 | 99.2 |

Invalid responses include no response.

65A40) Have you ever been diagnosed by a healthcare or mental health professional with any of the following ongoing or chronic conditions?

Other ongoing or chronic condition not listed above

| | Male | | Female | | Unknown | | Total | |
|-------------------|-------|------|--------|------|---------|------|-------|------|
| | Freq. | Pct. | Freq. | Pct. | Freq. | Pct. | Freq. | Pct. |
| 1 No | 2135 | 97 | 5462 | 94 | 13 | 93 | 7884 | 94.3 |
| 2 Yes | 67 | 3 | 372 | 6 | 1 | 7 | 480 | 5.7 |
| Valid responses = | 2202 | 26 | 5834 | 70 | 14 | 0 | 8364 | 94.5 |

Invalid responses include no response.



AMERICAN COLLEGE HEALTH ASSOCIATION

American College Health Association-National College Health Assessment (ACHA-NCHA III)

Reference Group Data Report - Fall 2020

American College Health Association

8455 Colesville Road, Suite 740

Silver Spring, MD 20910

(410) 859-1500

www.acha.org

Undergraduate Students

December 18, 2023

FREQUENCY REPORT

Number of Surveys (n) =

8851

Web

Surveys

65B1) Please indicate in which of the following categories you have an other ongoing or chronic condition that has been diagnosed by a healthcare or mental health professional. (only includes students that selected having an other ongoing or chronic condition not listed above)
Allergic & immunologic disorder

| | Male | | Female | | Unknown | | Total | |
|-------------------|-------|------|--------|------|---------|------|-------|------|
| | Freq. | Pct. | Freq. | Pct. | Freq. | Pct. | Freq. | Pct. |
| 1 No | 55 | 87 | 290 | 85 | 1 | 100 | 379 | 85.4 |
| 2 Yes | 8 | 13 | 52 | 15 | 0 | 0 | 65 | 14.6 |
| Valid responses = | 63 | 14 | 342 | 77 | 1 | 0 | 444 | 5.0 |

Invalid responses include no response.

65B2) Please indicate in which of the following categories you have an other ongoing or chronic condition that has been diagnosed by a healthcare or mental health professional. (only includes students that selected having an other ongoing or chronic condition not listed above)
Autoimmune disorder

| | Male | | Female | | Unknown | | Total | |
|-------------------|-------|------|--------|------|---------|------|-------|------|
| | Freq. | Pct. | Freq. | Pct. | Freq. | Pct. | Freq. | Pct. |
| 1 No | 50 | 79 | 262 | 75 | 1 | 100 | 343 | 75.9 |
| 2 Yes | 13 | 21 | 88 | 25 | 0 | 0 | 109 | 24.1 |
| Valid responses = | 63 | 14 | 350 | 77 | 1 | 0 | 452 | 5.1 |

Invalid responses include no response.

65B3) Please indicate in which of the following categories you have an other ongoing or chronic condition that has been diagnosed by a healthcare or mental health professional. (only includes students that selected having an other ongoing or chronic condition not listed above)
Blood disorder

| | Male | | Female | | Unknown | | Total | |
|-------------------|-------|------|--------|------|---------|------|-------|------|
| | Freq. | Pct. | Freq. | Pct. | Freq. | Pct. | Freq. | Pct. |
| 1 No | 53 | 84 | 304 | 89 | 1 | 100 | 391 | 88.1 |
| 2 Yes | 10 | 16 | 38 | 11 | 0 | 0 | 53 | 11.9 |
| Valid responses = | 63 | 14 | 342 | 77 | 1 | 0 | 444 | 5.0 |

Invalid responses include no response.

65B4) Please indicate in which of the following categories you have an other ongoing or chronic condition that has been diagnosed by a healthcare or mental health professional. (only includes students that selected having an other ongoing or chronic condition not listed above)
Brain & nervous system disorder

| | Male | | Female | | Unknown | | Total | |
|-------------------|-------|------|--------|------|---------|------|-------|------|
| | Freq. | Pct. | Freq. | Pct. | Freq. | Pct. | Freq. | Pct. |
| 1 No | 57 | 91 | 294 | 86 | 1 | 100 | 388 | 87.6 |
| 2 Yes | 6 | 10 | 47 | 14 | 0 | 0 | 55 | 12.4 |
| Valid responses = | 63 | 14 | 341 | 77 | 1 | 0 | 443 | 5.0 |

Invalid responses include no response.

65B5) Please indicate in which of the following categories you have an other ongoing or chronic condition that has been diagnosed by a healthcare or mental health professional. (only includes students that selected having an other ongoing or chronic condition not listed above)
Hair, skin, nails disorder

| | Male | | Female | | Unknown | | Total | |
|-------------------|-------|------|--------|------|---------|------|-------|------|
| | Freq. | Pct. | Freq. | Pct. | Freq. | Pct. | Freq. | Pct. |
| 1 No | 56 | 88 | 305 | 89 | 1 | 100 | 399 | 89.7 |
| 2 Yes | 8 | 13 | 37 | 11 | 0 | 0 | 46 | 10.3 |
| Valid responses = | 64 | 14 | 342 | 77 | 1 | 0 | 445 | 5.0 |

Invalid responses include no response.

65B6) Please indicate in which of the following categories you have an other ongoing or chronic condition that has been diagnosed by a healthcare or mental health professional. (only includes students that selected having an other ongoing or chronic condition not listed above)
Digestive system disorder

| | Male | | Female | | Unknown | | Total | |
|-------------------|-------|------|--------|------|---------|------|-------|------|
| | Freq. | Pct. | Freq. | Pct. | Freq. | Pct. | Freq. | Pct. |
| 1 No | 56 | 89 | 278 | 81 | 1 | 100 | 365 | 82.2 |
| 2 Yes | 7 | 11 | 64 | 19 | 0 | 0 | 79 | 17.8 |
| Valid responses = | 63 | 14 | 342 | 77 | 1 | 0 | 444 | 5.0 |

Invalid responses include no response.

65B7) Please indicate in which of the following categories you have an other ongoing or chronic condition that has been diagnosed by a healthcare or mental health professional. (only includes students that selected having an other ongoing or chronic condition not listed above)
Endocrine system disorder

| | Male | | Female | | Unknown | | Total | |
|-------------------|-------|------|--------|------|---------|------|-------|------|
| | Freq. | Pct. | Freq. | Pct. | Freq. | Pct. | Freq. | Pct. |
| 1 No | 59 | 94 | 326 | 96 | 1 | 100 | 420 | 95.0 |
| 2 Yes | 4 | 6 | 14 | 4 | 0 | 0 | 22 | 5.0 |
| Valid responses = | 63 | 14 | 340 | 77 | 1 | 0 | 442 | 5.0 |

Invalid responses include no response.



AMERICAN COLLEGE HEALTH ASSOCIATION

American College Health Association-National College Health Assessment (ACHA-NCHA III)

Reference Group Data Report - Fall 2020

American College Health Association

8455 Colesville Road, Suite 740

Silver Spring, MD 20910

(410) 859-1500

www.acha.org

Undergraduate Students

December 18, 2023

FREQUENCY REPORT

Number of Surveys (n) =

8851

Web

Surveys

65B8) Please indicate in which of the following categories you have an other ongoing or chronic condition that has been diagnosed by a healthcare or mental health professional. (only includes students that selected having an other ongoing or chronic condition not listed above)
Eye/ear/nose/throat disorder

| | Male | | Female | | Unknown | | Total | |
|-------------------|-------|------|--------|------|---------|------|-------|------|
| | Freq. | Pct. | Freq. | Pct. | Freq. | Pct. | Freq. | Pct. |
| 1 No | 57 | 91 | 307 | 90 | 1 | 100 | 400 | 90.3 |
| 2 Yes | 6 | 10 | 34 | 10 | 0 | 0 | 43 | 9.7 |
| Valid responses = | 63 | 14 | 341 | 77 | 1 | 0 | 443 | 5.0 |

Invalid responses include no response.

65B9) Please indicate in which of the following categories you have an other ongoing or chronic condition that has been diagnosed by a healthcare or mental health professional. (only includes students that selected having an other ongoing or chronic condition not listed above)
Heart & vascular disorder

| | Male | | Female | | Unknown | | Total | |
|-------------------|-------|------|--------|------|---------|------|-------|------|
| | Freq. | Pct. | Freq. | Pct. | Freq. | Pct. | Freq. | Pct. |
| 1 No | 56 | 90 | 323 | 95 | 1 | 100 | 418 | 94.8 |
| 2 Yes | 6 | 10 | 17 | 5 | 0 | 0 | 23 | 5.2 |
| Valid responses = | 62 | 14 | 340 | 77 | 1 | 0 | 441 | 5.0 |

Invalid responses include no response.

65B10) Please indicate in which of the following categories you have an other ongoing or chronic condition that has been diagnosed by a healthcare or mental health professional. (only includes students that selected having an other ongoing or chronic condition not listed above)
Infectious disease

| | Male | | Female | | Unknown | | Total | |
|-------------------|-------|------|--------|------|---------|------|-------|------|
| | Freq. | Pct. | Freq. | Pct. | Freq. | Pct. | Freq. | Pct. |
| 1 No | 62 | 98 | 332 | 98 | 1 | 100 | 432 | 98.2 |
| 2 Yes | 1 | 2 | 6 | 2 | 0 | 0 | 8 | 1.8 |
| Valid responses = | 63 | 14 | 338 | 77 | 1 | 0 | 440 | 5.0 |

Invalid responses include no response.

65B11) Please indicate in which of the following categories you have an other ongoing or chronic condition that has been diagnosed by a healthcare or mental health professional. (only includes students that selected having an other ongoing or chronic condition not listed above)
Mental health/psychological disorder

| | Male | | Female | | Unknown | | Total | |
|-------------------|-------|------|--------|------|---------|------|-------|------|
| | Freq. | Pct. | Freq. | Pct. | Freq. | Pct. | Freq. | Pct. |
| 1 No | 51 | 81 | 273 | 81 | 1 | 100 | 346 | 78.6 |
| 2 Yes | 12 | 19 | 66 | 20 | 0 | 0 | 94 | 21.4 |
| Valid responses = | 63 | 14 | 339 | 77 | 1 | 0 | 440 | 5.0 |

Invalid responses include no response.

65B12) Please indicate in which of the following categories you have an other ongoing or chronic condition that has been diagnosed by a healthcare or mental health professional. (only includes students that selected having an other ongoing or chronic condition not listed above)
Musculoskeletal disorder

| | Male | | Female | | Unknown | | Total | |
|-------------------|-------|------|--------|------|---------|------|-------|------|
| | Freq. | Pct. | Freq. | Pct. | Freq. | Pct. | Freq. | Pct. |
| 1 No | 58 | 91 | 305 | 89 | 1 | 100 | 397 | 89.2 |
| 2 Yes | 6 | 9 | 38 | 11 | 0 | 0 | 48 | 10.8 |
| Valid responses = | 64 | 14 | 343 | 77 | 1 | 0 | 445 | 5.0 |

Invalid responses include no response.

65B13) Please indicate in which of the following categories you have an other ongoing or chronic condition that has been diagnosed by a healthcare or mental health professional. (only includes students that selected having an other ongoing or chronic condition not listed above)
Reproductive system disorder

| | Male | | Female | | Unknown | | Total | |
|-------------------|-------|------|--------|------|---------|------|-------|------|
| | Freq. | Pct. | Freq. | Pct. | Freq. | Pct. | Freq. | Pct. |
| 1 No | 59 | 94 | 312 | 92 | 1 | 100 | 409 | 92.5 |
| 2 Yes | 4 | 6 | 29 | 9 | 0 | 0 | 33 | 7.5 |
| Valid responses = | 63 | 14 | 341 | 77 | 1 | 0 | 442 | 5.0 |

Invalid responses include no response.

65B14) Please indicate in which of the following categories you have an other ongoing or chronic condition that has been diagnosed by a healthcare or mental health professional. (only includes students that selected having an other ongoing or chronic condition not listed above)
Respiratory disorder

| | Male | | Female | | Unknown | | Total | |
|-------------------|-------|------|--------|------|---------|------|-------|------|
| | Freq. | Pct. | Freq. | Pct. | Freq. | Pct. | Freq. | Pct. |
| 1 No | 57 | 91 | 322 | 95 | 1 | 100 | 415 | 94.3 |
| 2 Yes | 6 | 10 | 18 | 5 | 0 | 0 | 25 | 5.7 |
| Valid responses = | 63 | 14 | 340 | 77 | 1 | 0 | 440 | 5.0 |

Invalid responses include no response.



AMERICAN COLLEGE HEALTH ASSOCIATION

American College Health Association-National College Health Assessment (ACHA-NCHA III)
Reference Group Data Report - Fall 2020
American College Health Association
8455 Colesville Road, Suite 740
Silver Spring, MD 20910
(410) 859-1500
www.acha.org

December 18, 2023

FREQUENCY REPORT

Number of Surveys (n) =

8851 Web Surveys

65B15) Please indicate in which of the following categories you have an other ongoing or chronic condition that has been diagnosed by a healthcare or mental health professional. (only includes students that selected having an other ongoing or chronic condition not listed above)
Sleep-wake disorder

| | Male | | Female | | Unknown | | Total | |
|-------------------|-------|------|--------|------|---------|------|-------|------|
| | Freq. | Pct. | Freq. | Pct. | Freq. | Pct. | Freq. | Pct. |
| 1 No | 61 | 97 | 326 | 96 | 1 | 100 | 424 | 96.1 |
| 2 Yes | 2 | 3 | 14 | 4 | 0 | 0 | 17 | 3.9 |
| Valid responses = | 63 | 14 | 340 | 77 | 1 | 0 | 441 | 5.0 |

Invalid responses include no response.

65B16) Please indicate in which of the following categories you have an other ongoing or chronic condition that has been diagnosed by a healthcare or mental health professional. (only includes students that selected having an other ongoing or chronic condition not listed above)
Urinary system disorder

| | Male | | Female | | Unknown | | Total | |
|-------------------|-------|------|--------|------|---------|------|-------|------|
| | Freq. | Pct. | Freq. | Pct. | Freq. | Pct. | Freq. | Pct. |
| 1 No | 59 | 92 | 330 | 99 | 1 | 100 | 428 | 97.7 |
| 2 Yes | 5 | 8 | 5 | 2 | 0 | 0 | 10 | 2.3 |
| Valid responses = | 64 | 15 | 335 | 76 | 1 | 0 | 438 | 4.9 |

Invalid responses include no response.

65B17) Please indicate in which of the following categories you have an other ongoing or chronic condition that has been diagnosed by a healthcare or mental health professional. (only includes students that selected having an other ongoing or chronic condition not listed above)
Other ongoing or chronic condition not previously reported

| | Male | | Female | | Unknown | | Total | |
|-------------------|-------|------|--------|------|---------|------|-------|------|
| | Freq. | Pct. | Freq. | Pct. | Freq. | Pct. | Freq. | Pct. |
| 1 No | 41 | 79 | 202 | 72 | 0 | 0 | 266 | 72.1 |
| 2 Yes | 11 | 21 | 80 | 28 | 1 | 100 | 103 | 27.9 |
| Valid responses = | 52 | 14 | 282 | 76 | 1 | 0 | 369 | 4.2 |

Invalid responses include no response.

65C1) Have you ever been diagnosed with any of the following ongoing or chronic allergic & immunologic disorders? (only includes students that selected having an ongoing/chronic allergic & immunologic disorder not listed above)
Anaphylaxis

| | Male | | Female | | Unknown | | Total | |
|-------------------|-------|------|--------|------|---------|------|-------|------|
| | Freq. | Pct. | Freq. | Pct. | Freq. | Pct. | Freq. | Pct. |
| 1 No | 5 | 63 | 44 | 86 | 0 | 0 | 52 | 82.5 |
| 2 Yes | 3 | 38 | 7 | 14 | 0 | 0 | 11 | 17.5 |
| Valid responses = | 8 | 13 | 51 | 81 | 0 | 0 | 63 | 0.7 |

Invalid responses include no response.

65C2) Have you ever been diagnosed with any of the following ongoing or chronic allergic & immunologic disorders? (only includes students that selected having an ongoing/chronic allergic & immunologic disorder not listed above)
Medication allergy

| | Male | | Female | | Unknown | | Total | |
|-------------------|-------|------|--------|------|---------|------|-------|------|
| | Freq. | Pct. | Freq. | Pct. | Freq. | Pct. | Freq. | Pct. |
| 1 No | 2 | 25 | 30 | 59 | 0 | 0 | 34 | 53.1 |
| 2 Yes | 6 | 75 | 21 | 41 | 0 | 0 | 30 | 46.9 |
| Valid responses = | 8 | 13 | 51 | 80 | 0 | 0 | 64 | 0.7 |

Invalid responses include no response.

65C3) Have you ever been diagnosed with any of the following ongoing or chronic allergic & immunologic disorders? (only includes students that selected having an ongoing/chronic allergic & immunologic disorder not listed above)
Latex allergy

| | Male | | Female | | Unknown | | Total | |
|-------------------|-------|------|--------|------|---------|------|-------|------|
| | Freq. | Pct. | Freq. | Pct. | Freq. | Pct. | Freq. | Pct. |
| 1 No | 7 | 88 | 45 | 88 | 0 | 0 | 56 | 87.5 |
| 2 Yes | 1 | 13 | 6 | 12 | 0 | 0 | 8 | 12.5 |
| Valid responses = | 8 | 13 | 51 | 80 | 0 | 0 | 64 | 0.7 |

Invalid responses include no response.

65C4) Have you ever been diagnosed with any of the following ongoing or chronic allergic & immunologic disorders? (only includes students that selected having an ongoing/chronic allergic & immunologic disorder not listed above)
Insect/bee sting allergy

| | Male | | Female | | Unknown | | Total | |
|-------------------|-------|------|--------|------|---------|------|-------|------|
| | Freq. | Pct. | Freq. | Pct. | Freq. | Pct. | Freq. | Pct. |
| 1 No | 6 | 75 | 43 | 84 | 0 | 0 | 52 | 81.3 |
| 2 Yes | 2 | 25 | 8 | 16 | 0 | 0 | 12 | 18.8 |
| Valid responses = | 8 | 13 | 51 | 80 | 0 | 0 | 64 | 0.7 |

Invalid responses include no response.



AMERICAN COLLEGE HEALTH ASSOCIATION

American College Health Association-National College Health Assessment (ACHA-NCHA III)
Reference Group Data Report - Fall 2020
 American College Health Association
 8455 Colesville Road, Suite 740
 Silver Spring, MD 20910
 (410) 859-1500
www.acha.org

December 18, 2023
 FREQUENCY REPORT
 Number of Surveys (n) =

8851 Web Surveys

65C5) Have you ever been diagnosed with any of the following ongoing or chronic allergic & immunologic disorders?

(only includes students that selected having an ongoing/chronic allergic & immunologic disorder not listed above)

Immune deficiency

| | Male | | Female | | Unknown | | Total | |
|-------------------|-------|------|--------|------|---------|------|-------|------|
| | Freq. | Pct. | Freq. | Pct. | Freq. | Pct. | Freq. | Pct. |
| 1 No | 5 | 63 | 27 | 53 | 0 | 0 | 35 | 54.7 |
| 2 Yes | 3 | 38 | 24 | 47 | 0 | 0 | 29 | 45.3 |
| Valid responses = | 8 | 13 | 51 | 80 | 0 | 0 | 64 | 0.7 |

Invalid responses include no response.

65C6) Have you ever been diagnosed with any of the following ongoing or chronic allergic & immunologic disorders?

(only includes students that selected having an ongoing/chronic allergic & immunologic disorder not listed above)

Other allergic or immunologic condition not previously reported

| | Male | | Female | | Unknown | | Total | |
|-------------------|-------|------|--------|------|---------|------|-------|------|
| | Freq. | Pct. | Freq. | Pct. | Freq. | Pct. | Freq. | Pct. |
| 1 No | 5 | 71 | 39 | 89 | 0 | 0 | 49 | 87.5 |
| 2 Yes | 2 | 29 | 5 | 11 | 0 | 0 | 7 | 12.5 |
| Valid responses = | 7 | 13 | 44 | 79 | 0 | 0 | 56 | 0.6 |

Invalid responses include no response.

65D1) Have you ever been diagnosed with any of the following ongoing or chronic autoimmune disorders?

(only includes students that selected having an ongoing/chronic autoimmune disorder not listed above)

Other allergic or immunologic condition

| | Male | | Female | | Unknown | | Total | |
|-------------------|-------|------|--------|------|---------|------|-------|------|
| | Freq. | Pct. | Freq. | Pct. | Freq. | Pct. | Freq. | Pct. |
| 1 No | 10 | 77 | 62 | 77 | 0 | 0 | 78 | 76.5 |
| 2 Yes | 3 | 23 | 19 | 24 | 0 | 0 | 24 | 23.5 |
| Valid responses = | 13 | 13 | 81 | 79 | 0 | 0 | 102 | 1.2 |

Invalid responses include no response.

65D2) Have you ever been diagnosed with any of the following ongoing or chronic autoimmune disorders?

(only includes students that selected having an ongoing/chronic autoimmune disorder not listed above)

Rheumatoid Arthritis

| | Male | | Female | | Unknown | | Total | |
|-------------------|-------|------|--------|------|---------|------|-------|------|
| | Freq. | Pct. | Freq. | Pct. | Freq. | Pct. | Freq. | Pct. |
| 1 No | 11 | 85 | 66 | 83 | 0 | 0 | 84 | 83.2 |
| 2 Yes | 2 | 15 | 14 | 18 | 0 | 0 | 17 | 16.8 |
| Valid responses = | 13 | 13 | 80 | 79 | 0 | 0 | 101 | 1.1 |

Invalid responses include no response.

65D3) Have you ever been diagnosed with any of the following ongoing or chronic autoimmune disorders?

(only includes students that selected having an ongoing/chronic autoimmune disorder not listed above)

Scleroderma

| | Male | | Female | | Unknown | | Total | |
|-------------------|-------|------|--------|------|---------|------|-------|------|
| | Freq. | Pct. | Freq. | Pct. | Freq. | Pct. | Freq. | Pct. |
| 1 No | 13 | 100 | 80 | 100 | 0 | 0 | 100 | 99.0 |
| 2 Yes | 0 | 0 | 0 | 0 | 0 | 0 | 1 | 1.0 |
| Valid responses = | 13 | 13 | 80 | 79 | 0 | 0 | 101 | 1.1 |

Invalid responses include no response.

65D4) Have you ever been diagnosed with any of the following ongoing or chronic autoimmune disorders?

(only includes students that selected having an ongoing/chronic autoimmune disorder not listed above)

Systemic Lupus Erythematosus

| | Male | | Female | | Unknown | | Total | |
|-------------------|-------|------|--------|------|---------|------|-------|------|
| | Freq. | Pct. | Freq. | Pct. | Freq. | Pct. | Freq. | Pct. |
| 1 No | 11 | 85 | 69 | 85 | 0 | 0 | 87 | 85.3 |
| 2 Yes | 2 | 15 | 12 | 15 | 0 | 0 | 15 | 14.7 |
| Valid responses = | 13 | 13 | 81 | 79 | 0 | 0 | 102 | 1.2 |

Invalid responses include no response.

65D5) Have you ever been diagnosed with any of the following ongoing or chronic autoimmune disorders?

(only includes students that selected having an ongoing/chronic autoimmune disorder not listed above)

Other autoimmune disorder not previously reported

| | Male | | Female | | Unknown | | Total | |
|-------------------|-------|------|--------|------|---------|------|-------|------|
| | Freq. | Pct. | Freq. | Pct. | Freq. | Pct. | Freq. | Pct. |
| 1 No | 6 | 46 | 35 | 50 | 0 | 0 | 45 | 50.0 |
| 2 Yes | 7 | 54 | 35 | 50 | 0 | 0 | 45 | 50.0 |
| Valid responses = | 13 | 14 | 70 | 78 | 0 | 0 | 90 | 1.0 |

Invalid responses include no response.



AMERICAN COLLEGE HEALTH ASSOCIATION

American College Health Association-National College Health Assessment (ACHA-NCHA III)

Reference Group Data Report - Fall 2020

American College Health Association

8455 Colesville Road, Suite 740

Silver Spring, MD 20910

(410) 859-1500

www.acha.org

Undergraduate Students

December 18, 2023

FREQUENCY REPORT

Number of Surveys (n) =

8851 Web Surveys

65E1) Have you ever been diagnosed with any of the following ongoing or chronic blood disorders?

(only includes students that selected having an ongoing/chronic blood disorder not listed above)

Anemia

| | Male | | Female | | Unknown | | Total | Pct. |
|-------------------|-------|------|--------|------|---------|------|-------|------|
| | Freq. | Pct. | Freq. | Pct. | Freq. | Pct. | Freq. | |
| 1 No | 5 | 50 | 14 | 37 | 0 | 0 | 20 | 37.7 |
| 2 Yes | 5 | 50 | 24 | 63 | 0 | 0 | 33 | 62.3 |
| Valid responses = | 10 | 19 | 38 | 72 | 0 | 0 | 53 | 0.6 |

Invalid responses include no response.

65E2) Have you ever been diagnosed with any of the following ongoing or chronic blood disorders?

(only includes students that selected having an ongoing/chronic blood disorder not listed above)

Hemophilia

| | Male | | Female | | Unknown | | Total | Pct. |
|-------------------|-------|------|--------|------|---------|------|-------|------|
| | Freq. | Pct. | Freq. | Pct. | Freq. | Pct. | Freq. | |
| 1 No | 7 | 70 | 36 | 97 | 0 | 0 | 48 | 92.3 |
| 2 Yes | 3 | 30 | 1 | 3 | 0 | 0 | 4 | 7.7 |
| Valid responses = | 10 | 19 | 37 | 71 | 0 | 0 | 52 | 0.6 |

Invalid responses include no response.

65E3) Have you ever been diagnosed with any of the following ongoing or chronic blood disorders?

(only includes students that selected having an ongoing/chronic blood disorder not listed above)

Hypercoagulable states

| | Male | | Female | | Unknown | | Total | Pct. |
|-------------------|-------|------|--------|------|---------|------|-------|------|
| | Freq. | Pct. | Freq. | Pct. | Freq. | Pct. | Freq. | |
| 1 No | 6 | 60 | 35 | 95 | 0 | 0 | 46 | 88.5 |
| 2 Yes | 4 | 40 | 2 | 5 | 0 | 0 | 6 | 11.5 |
| Valid responses = | 10 | 19 | 37 | 71 | 0 | 0 | 52 | 0.6 |

Invalid responses include no response.

65E4) Have you ever been diagnosed with any of the following ongoing or chronic blood disorders?

(only includes students that selected having an ongoing/chronic blood disorder not listed above)

Platelet Conditions

| | Male | | Female | | Unknown | | Total | Pct. |
|-------------------|-------|------|--------|------|---------|------|-------|------|
| | Freq. | Pct. | Freq. | Pct. | Freq. | Pct. | Freq. | |
| 1 No | 10 | 100 | 35 | 95 | 0 | 0 | 50 | 96.2 |
| 2 Yes | 0 | 0 | 2 | 5 | 0 | 0 | 2 | 3.8 |
| Valid responses = | 10 | 19 | 37 | 71 | 0 | 0 | 52 | 0.6 |

Invalid responses include no response.

65E5) Have you ever been diagnosed with any of the following ongoing or chronic blood disorders?

(only includes students that selected having an ongoing/chronic blood disorder not listed above)

Sickle Cell Disease

| | Male | | Female | | Unknown | | Total | Pct. |
|-------------------|-------|------|--------|------|---------|------|-------|------|
| | Freq. | Pct. | Freq. | Pct. | Freq. | Pct. | Freq. | |
| 1 No | 8 | 80 | 35 | 95 | 0 | 0 | 48 | 92.3 |
| 2 Yes | 2 | 20 | 2 | 5 | 0 | 0 | 4 | 7.7 |
| Valid responses = | 10 | 19 | 37 | 71 | 0 | 0 | 52 | 0.6 |

Invalid responses include no response.

65E6) Have you ever been diagnosed with any of the following ongoing or chronic blood disorders?

(only includes students that selected having an ongoing/chronic blood disorder not listed above)

Other blood condition not previously reported

| | Male | | Female | | Unknown | | Total | Pct. |
|-------------------|-------|------|--------|------|---------|------|-------|------|
| | Freq. | Pct. | Freq. | Pct. | Freq. | Pct. | Freq. | |
| 1 No | 6 | 75 | 27 | 75 | 0 | 0 | 37 | 75.5 |
| 2 Yes | 2 | 25 | 9 | 25 | 0 | 0 | 12 | 24.5 |
| Valid responses = | 8 | 16 | 36 | 73 | 0 | 0 | 49 | 0.6 |

Invalid responses include no response.

65F1) Have you ever been diagnosed with any of the following ongoing or chronic brain & nervous system disorders?

(only includes students that selected having an ongoing/chronic brain & nervous system disorder not listed above)

Cerebral Palsy

| | Male | | Female | | Unknown | | Total | Pct. |
|-------------------|-------|------|--------|------|---------|------|-------|------|
| | Freq. | Pct. | Freq. | Pct. | Freq. | Pct. | Freq. | |
| 1 No | 5 | 83 | 45 | 100 | 0 | 0 | 52 | 98.1 |
| 2 Yes | 1 | 17 | 0 | 0 | 0 | 0 | 1 | 1.9 |
| Valid responses = | 6 | 11 | 45 | 85 | 0 | 0 | 53 | 0.6 |

Invalid responses include no response.



AMERICAN COLLEGE HEALTH ASSOCIATION

American College Health Association-National College Health Assessment (ACHA-NCHA III)
Reference Group Data Report - Fall 2020
 American College Health Association
 8455 Colesville Road, Suite 740
 Silver Spring, MD 20910
 (410) 859-1500
www.acha.org

December 18, 2023
 FREQUENCY REPORT
 Number of Surveys (n) = 8851 Web Surveys

65F2) Have you ever been diagnosed with any of the following ongoing or chronic brain & nervous system disorders?
 (only includes students that selected having an ongoing/chronic brain & nervous system disorder not listed above)

Epilepsy

| | Male | | Female | | Unknown | | Total | |
|-------------------|-------|------|--------|------|---------|------|-------|------|
| | Freq. | Pct. | Freq. | Pct. | Freq. | Pct. | Freq. | Pct. |
| 1 No | 5 | 83 | 30 | 67 | 0 | 0 | 37 | 69.8 |
| 2 Yes | 1 | 17 | 15 | 33 | 0 | 0 | 16 | 30.2 |
| Valid responses = | 6 | 11 | 45 | 85 | 0 | 0 | 53 | 0.6 |

Invalid responses include no response.

65F3) Have you ever been diagnosed with any of the following ongoing or chronic brain & nervous system disorders?
 (only includes students that selected having an ongoing/chronic brain & nervous system disorder not listed above)

Seizure Conditions

| | Male | | Female | | Unknown | | Total | |
|-------------------|-------|------|--------|------|---------|------|-------|------|
| | Freq. | Pct. | Freq. | Pct. | Freq. | Pct. | Freq. | Pct. |
| 1 No | 4 | 67 | 30 | 65 | 0 | 0 | 36 | 66.7 |
| 2 Yes | 2 | 33 | 16 | 35 | 0 | 0 | 18 | 33.3 |
| Valid responses = | 6 | 11 | 46 | 85 | 0 | 0 | 54 | 0.6 |

Invalid responses include no response.

65F4) Have you ever been diagnosed with any of the following ongoing or chronic brain & nervous system disorders?
 (only includes students that selected having an ongoing/chronic brain & nervous system disorder not listed above)

Multiple Sclerosis

| | Male | | Female | | Unknown | | Total | |
|-------------------|-------|------|--------|------|---------|------|-------|------|
| | Freq. | Pct. | Freq. | Pct. | Freq. | Pct. | Freq. | Pct. |
| 1 No | 6 | 100 | 43 | 96 | 0 | 0 | 51 | 96.2 |
| 2 Yes | 0 | 0 | 2 | 4 | 0 | 0 | 2 | 3.8 |
| Valid responses = | 6 | 11 | 45 | 85 | 0 | 0 | 53 | 0.6 |

Invalid responses include no response.

65F5) Have you ever been diagnosed with any of the following ongoing or chronic brain & nervous system disorders?
 (only includes students that selected having an ongoing/chronic brain & nervous system disorder not listed above)

Other brain or nervous system condition not previously reported

| | Male | | Female | | Unknown | | Total | |
|-------------------|-------|------|--------|------|---------|------|-------|------|
| | Freq. | Pct. | Freq. | Pct. | Freq. | Pct. | Freq. | Pct. |
| 1 No | 4 | 100 | 27 | 73 | 0 | 0 | 33 | 76.7 |
| 2 Yes | 0 | 0 | 10 | 27 | 0 | 0 | 10 | 23.3 |
| Valid responses = | 4 | 9 | 37 | 86 | 0 | 0 | 43 | 0.5 |

Invalid responses include no response.

65G1) Have you ever been diagnosed with any of the following ongoing or chronic hair, skin, nail disorders?
 (only includes students that selected having an ongoing/chronic hair, skin, nail disorder not listed above)

Alopecia

| | Male | | Female | | Unknown | | Total | |
|-------------------|-------|------|--------|------|---------|------|-------|------|
| | Freq. | Pct. | Freq. | Pct. | Freq. | Pct. | Freq. | Pct. |
| 1 No | 8 | 100 | 29 | 83 | 0 | 0 | 38 | 86.4 |
| 2 Yes | 0 | 0 | 6 | 17 | 0 | 0 | 6 | 13.6 |
| Valid responses = | 8 | 18 | 35 | 80 | 0 | 0 | 44 | 0.5 |

Invalid responses include no response.

65G2) Have you ever been diagnosed with any of the following ongoing or chronic hair, skin, nail disorders?
 (only includes students that selected having an ongoing/chronic hair, skin, nail disorder not listed above)

Eczema

| | Male | | Female | | Unknown | | Total | |
|-------------------|-------|------|--------|------|---------|------|-------|------|
| | Freq. | Pct. | Freq. | Pct. | Freq. | Pct. | Freq. | Pct. |
| 1 No | 2 | 25 | 20 | 56 | 0 | 0 | 22 | 48.9 |
| 2 Yes | 6 | 75 | 16 | 44 | 0 | 0 | 23 | 51.1 |
| Valid responses = | 8 | 18 | 36 | 80 | 0 | 0 | 45 | 0.5 |

Invalid responses include no response.

65G3) Have you ever been diagnosed with any of the following ongoing or chronic hair, skin, nail disorders?
 (only includes students that selected having an ongoing/chronic hair, skin, nail disorder not listed above)

Hirsutism

| | Male | | Female | | Unknown | | Total | |
|-------------------|-------|------|--------|------|---------|------|-------|------|
| | Freq. | Pct. | Freq. | Pct. | Freq. | Pct. | Freq. | Pct. |
| 1 No | 8 | 100 | 34 | 97 | 0 | 0 | 43 | 97.7 |
| 2 Yes | 0 | 0 | 1 | 3 | 0 | 0 | 1 | 2.3 |
| Valid responses = | 8 | 18 | 35 | 80 | 0 | 0 | 44 | 0.5 |

Invalid responses include no response.



AMERICAN COLLEGE HEALTH ASSOCIATION

American College Health Association-National College Health Assessment (ACHA-NCHA III)

Reference Group Data Report - Fall 2020

American College Health Association

8455 Colesville Road, Suite 740

Silver Spring, MD 20910

(410) 859-1500

www.acha.org

Undergraduate Students

December 18, 2023

FREQUENCY REPORT

Number of Surveys (n) =

8851 Web Surveys

65G4) Have you ever been diagnosed with any of the following ongoing or chronic hair, skin, nail disorders?

(only includes students that selected having an ongoing/chronic hair, skin, nail disorder not listed above)

Hyperhidrosis

| | Male | | Female | | Unknown | | Total | |
|-------------------|-------|------|--------|------|---------|------|-------|-------|
| | Freq. | Pct. | Freq. | Pct. | Freq. | Pct. | Freq. | Pct. |
| 1 No | 8 | 100 | 35 | 100 | 0 | 0 | 44 | 100.0 |
| 2 Yes | 0 | 0 | 0 | 0 | 0 | 0 | 0 | 0.0 |
| Valid responses = | 8 | 18 | 35 | 80 | 0 | 0 | 44 | 0.5 |

Invalid responses include no response.

65G5) Have you ever been diagnosed with any of the following ongoing or chronic hair, skin, nail disorders?

(only includes students that selected having an ongoing/chronic hair, skin, nail disorder not listed above)

Photodermatitis

| | Male | | Female | | Unknown | | Total | |
|-------------------|-------|------|--------|------|---------|------|-------|-------|
| | Freq. | Pct. | Freq. | Pct. | Freq. | Pct. | Freq. | Pct. |
| 1 No | 8 | 100 | 35 | 100 | 0 | 0 | 44 | 100.0 |
| 2 Yes | 0 | 0 | 0 | 0 | 0 | 0 | 0 | 0.0 |
| Valid responses = | 8 | 18 | 35 | 80 | 0 | 0 | 44 | 0.5 |

Invalid responses include no response.

65G6) Have you ever been diagnosed with any of the following ongoing or chronic hair, skin, nail disorders?

(only includes students that selected having an ongoing/chronic hair, skin, nail disorder not listed above)

Psoriasis

| | Male | | Female | | Unknown | | Total | |
|-------------------|-------|------|--------|------|---------|------|-------|------|
| | Freq. | Pct. | Freq. | Pct. | Freq. | Pct. | Freq. | Pct. |
| 1 No | 5 | 63 | 22 | 63 | 0 | 0 | 27 | 61.4 |
| 2 Yes | 3 | 38 | 13 | 37 | 0 | 0 | 17 | 38.6 |
| Valid responses = | 8 | 18 | 35 | 80 | 0 | 0 | 44 | 0.5 |

Invalid responses include no response.

65G7) Have you ever been diagnosed with any of the following ongoing or chronic hair, skin, nail disorders?

(only includes students that selected having an ongoing/chronic hair, skin, nail disorder not listed above)

Vitiligo

| | Male | | Female | | Unknown | | Total | |
|-------------------|-------|------|--------|------|---------|------|-------|------|
| | Freq. | Pct. | Freq. | Pct. | Freq. | Pct. | Freq. | Pct. |
| 1 No | 8 | 100 | 33 | 94 | 0 | 0 | 42 | 95.5 |
| 2 Yes | 0 | 0 | 2 | 6 | 0 | 0 | 2 | 4.5 |
| Valid responses = | 8 | 18 | 35 | 80 | 0 | 0 | 44 | 0.5 |

Invalid responses include no response.

65G8) Have you ever been diagnosed with any of the following ongoing or chronic hair, skin, nail disorders?

(only includes students that selected having an ongoing/chronic hair, skin, nail disorder not listed above)

Other hair, skin, or nail condition not previously reported

| | Male | | Female | | Unknown | | Total | |
|-------------------|-------|------|--------|------|---------|------|-------|------|
| | Freq. | Pct. | Freq. | Pct. | Freq. | Pct. | Freq. | Pct. |
| 1 No | 8 | 100 | 23 | 72 | 0 | 0 | 32 | 78.0 |
| 2 Yes | 0 | 0 | 9 | 28 | 0 | 0 | 9 | 22.0 |
| Valid responses = | 8 | 20 | 32 | 78 | 0 | 0 | 41 | 0.5 |

Invalid responses include no response.

65H1) Have you ever been diagnosed with any of the following ongoing or chronic digestive system disorders?

(only includes students that selected having an ongoing/chronic digestive system disorder not listed above)

Crohn's Disease

| | Male | | Female | | Unknown | | Total | |
|-------------------|-------|------|--------|------|---------|------|-------|------|
| | Freq. | Pct. | Freq. | Pct. | Freq. | Pct. | Freq. | Pct. |
| 1 No | 7 | 100 | 49 | 80 | 0 | 0 | 62 | 81.6 |
| 2 Yes | 0 | 0 | 12 | 20 | 0 | 0 | 14 | 18.4 |
| Valid responses = | 7 | 9 | 61 | 80 | 0 | 0 | 76 | 0.9 |

Invalid responses include no response.

65H2) Have you ever been diagnosed with any of the following ongoing or chronic digestive system disorders?

(only includes students that selected having an ongoing/chronic digestive system disorder not listed above)

Diverticular Disease

| | Male | | Female | | Unknown | | Total | |
|-------------------|-------|------|--------|------|---------|------|-------|------|
| | Freq. | Pct. | Freq. | Pct. | Freq. | Pct. | Freq. | Pct. |
| 1 No | 7 | 100 | 60 | 98 | 0 | 0 | 75 | 98.7 |
| 2 Yes | 0 | 0 | 1 | 2 | 0 | 0 | 1 | 1.3 |
| Valid responses = | 7 | 9 | 61 | 80 | 0 | 0 | 76 | 0.9 |

Invalid responses include no response.



65H3) Have you ever been diagnosed with any of the following ongoing or chronic digestive system disorders?
 (only includes students that selected having an ongoing/chronic digestive system disorder not listed above)
Esophageal Disease

| | Male | | Female | | Unknown | | Total | Pct. |
|-------------------|-------|------|--------|------|---------|------|-------|------|
| | Freq. | Pct. | Freq. | Pct. | Freq. | Pct. | Freq. | |
| 1 No | 5 | 71 | 58 | 97 | 0 | 0 | 69 | 92.0 |
| 2 Yes | 2 | 29 | 2 | 3 | 0 | 0 | 6 | 8.0 |
| Valid responses = | 7 | 9 | 60 | 80 | 0 | 0 | 75 | 0.8 |

Invalid responses include no response.

65H4) Have you ever been diagnosed with any of the following ongoing or chronic digestive system disorders?
 (only includes students that selected having an ongoing/chronic digestive system disorder not listed above)
Gallbladder Disease

| | Male | | Female | | Unknown | | Total | Pct. |
|-------------------|-------|------|--------|------|---------|------|-------|------|
| | Freq. | Pct. | Freq. | Pct. | Freq. | Pct. | Freq. | |
| 1 No | 5 | 71 | 53 | 86 | 0 | 0 | 64 | 83.1 |
| 2 Yes | 2 | 29 | 9 | 15 | 0 | 0 | 13 | 16.9 |
| Valid responses = | 7 | 9 | 62 | 81 | 0 | 0 | 77 | 0.9 |

Invalid responses include no response.

65H5) Have you ever been diagnosed with any of the following ongoing or chronic digestive system disorders?
 (only includes students that selected having an ongoing/chronic digestive system disorder not listed above)
Ulcerative Colitis

| | Male | | Female | | Unknown | | Total | Pct. |
|-------------------|-------|------|--------|------|---------|------|-------|------|
| | Freq. | Pct. | Freq. | Pct. | Freq. | Pct. | Freq. | |
| 1 No | 5 | 71 | 52 | 85 | 0 | 0 | 63 | 82.9 |
| 2 Yes | 2 | 29 | 9 | 15 | 0 | 0 | 13 | 17.1 |
| Valid responses = | 7 | 9 | 61 | 80 | 0 | 0 | 76 | 0.9 |

Invalid responses include no response.

65H6) Have you ever been diagnosed with any of the following ongoing or chronic digestive system disorders?
 (only includes students that selected having an ongoing/chronic digestive system disorder not listed above)
Other digestive system condition not previously reported

| | Male | | Female | | Unknown | | Total | Pct. |
|-------------------|-------|------|--------|------|---------|------|-------|------|
| | Freq. | Pct. | Freq. | Pct. | Freq. | Pct. | Freq. | |
| 1 No | 5 | 71 | 35 | 70 | 0 | 0 | 45 | 70.3 |
| 2 Yes | 2 | 29 | 15 | 30 | 0 | 0 | 19 | 29.7 |
| Valid responses = | 7 | 11 | 50 | 78 | 0 | 0 | 64 | 0.7 |

Invalid responses include no response.

65J1) Have you ever been diagnosed with any of the following ongoing or chronic eye, ear, nose, throat disorders?
 (only includes students that selected having an ongoing/chronic eye, ear, nose, throat disorder not listed above)
Hearing loss

| | Male | | Female | | Unknown | | Total | Pct. |
|-------------------|-------|------|--------|------|---------|------|-------|------|
| | Freq. | Pct. | Freq. | Pct. | Freq. | Pct. | Freq. | |
| 1 No | 1 | 17 | 27 | 79 | 0 | 0 | 29 | 67.4 |
| 2 Yes | 5 | 83 | 7 | 21 | 0 | 0 | 14 | 32.6 |
| Valid responses = | 6 | 14 | 34 | 79 | 0 | 0 | 43 | 0.5 |

Invalid responses include no response.

65J2) Have you ever been diagnosed with any of the following ongoing or chronic eye, ear, nose, throat disorders?
 (only includes students that selected having an ongoing/chronic eye, ear, nose, throat disorder not listed above)
Uveitis

| | Male | | Female | | Unknown | | Total | Pct. |
|-------------------|-------|------|--------|------|---------|------|-------|------|
| | Freq. | Pct. | Freq. | Pct. | Freq. | Pct. | Freq. | |
| 1 No | 5 | 83 | 32 | 97 | 0 | 0 | 40 | 95.2 |
| 2 Yes | 1 | 17 | 1 | 3 | 0 | 0 | 2 | 4.8 |
| Valid responses = | 6 | 14 | 33 | 79 | 0 | 0 | 42 | 0.5 |

Invalid responses include no response.

65J3) Have you ever been diagnosed with any of the following ongoing or chronic eye, ear, nose, throat disorders?
 (only includes students that selected having an ongoing/chronic eye, ear, nose, throat disorder not listed above)
Vertigo

| | Male | | Female | | Unknown | | Total | Pct. |
|-------------------|-------|------|--------|------|---------|------|-------|------|
| | Freq. | Pct. | Freq. | Pct. | Freq. | Pct. | Freq. | |
| 1 No | 4 | 67 | 29 | 88 | 0 | 0 | 35 | 83.3 |
| 2 Yes | 2 | 33 | 4 | 12 | 0 | 0 | 7 | 16.7 |
| Valid responses = | 6 | 14 | 33 | 79 | 0 | 0 | 42 | 0.5 |

Invalid responses include no response.



AMERICAN COLLEGE HEALTH ASSOCIATION

American College Health Association-National College Health Assessment (ACHA-NCHA III)
Reference Group Data Report - Fall 2020
 American College Health Association
 8455 Colesville Road, Suite 740
 Silver Spring, MD 20910
 (410) 859-1500
www.acha.org

December 18, 2023
 FREQUENCY REPORT
 Number of Surveys (n) =

8851 Web Surveys

65J4) Have you ever been diagnosed with any of the following ongoing or chronic eye, ear, nose, throat disorders?

(only includes students that selected having an ongoing/chronic eye, ear, nose, throat disorder not listed above)

Other eye/ear/nose/throat condition not previously reported

| | Male | | Female | | Unknown | | Total | Pct. |
|-------------------|-------|------|--------|------|---------|------|-------|------|
| | Freq. | Pct. | Freq. | Pct. | Freq. | Pct. | Freq. | |
| 1 No | 4 | 100 | 11 | 41 | 0 | 0 | 17 | 50.0 |
| 2 Yes | 0 | 0 | 16 | 59 | 0 | 0 | 17 | 50.0 |
| Valid responses = | 4 | 12 | 27 | 79 | 0 | 0 | 34 | 0.4 |

Invalid responses include no response.

65K1) Have you ever been diagnosed with any of the following ongoing or chronic heart & vascular system disorders?

(only includes students that selected having an ongoing/chronic heart & vascular system disorder not listed above)

Cardiac Arrhythmia

| | Male | | Female | | Unknown | | Total | Pct. |
|-------------------|-------|------|--------|------|---------|------|-------|------|
| | Freq. | Pct. | Freq. | Pct. | Freq. | Pct. | Freq. | |
| 1 No | 5 | 83 | 16 | 94 | 0 | 0 | 21 | 91.3 |
| 2 Yes | 1 | 17 | 1 | 6 | 0 | 0 | 2 | 8.7 |
| Valid responses = | 6 | 26 | 17 | 74 | 0 | 0 | 23 | 0.3 |

Invalid responses include no response.

65K2) Have you ever been diagnosed with any of the following ongoing or chronic heart & vascular system disorders?

(only includes students that selected having an ongoing/chronic heart & vascular system disorder not listed above)

Coronary Artery Disease

| | Male | | Female | | Unknown | | Total | Pct. |
|-------------------|-------|------|--------|------|---------|------|-------|------|
| | Freq. | Pct. | Freq. | Pct. | Freq. | Pct. | Freq. | |
| 1 No | 5 | 83 | 17 | 100 | 0 | 0 | 22 | 95.7 |
| 2 Yes | 1 | 17 | 0 | 0 | 0 | 0 | 1 | 4.3 |
| Valid responses = | 6 | 26 | 17 | 74 | 0 | 0 | 23 | 0.3 |

Invalid responses include no response.

65K3) Have you ever been diagnosed with any of the following ongoing or chronic heart & vascular system disorders?

(only includes students that selected having an ongoing/chronic heart & vascular system disorder not listed above)

Congenital Heart Condition

| | Male | | Female | | Unknown | | Total | Pct. |
|-------------------|-------|------|--------|------|---------|------|-------|------|
| | Freq. | Pct. | Freq. | Pct. | Freq. | Pct. | Freq. | |
| 1 No | 5 | 83 | 16 | 94 | 0 | 0 | 21 | 91.3 |
| 2 Yes | 1 | 17 | 1 | 6 | 0 | 0 | 2 | 8.7 |
| Valid responses = | 6 | 26 | 17 | 74 | 0 | 0 | 23 | 0.3 |

Invalid responses include no response.

65K4) Have you ever been diagnosed with any of the following ongoing or chronic heart & vascular system disorders?

(only includes students that selected having an ongoing/chronic heart & vascular system disorder not listed above)

Congestive Heart Failure

| | Male | | Female | | Unknown | | Total | Pct. |
|-------------------|-------|------|--------|------|---------|------|-------|------|
| | Freq. | Pct. | Freq. | Pct. | Freq. | Pct. | Freq. | |
| 1 No | 5 | 83 | 17 | 100 | 0 | 0 | 22 | 95.7 |
| 2 Yes | 1 | 17 | 0 | 0 | 0 | 0 | 1 | 4.3 |
| Valid responses = | 6 | 26 | 17 | 74 | 0 | 0 | 23 | 0.3 |

Invalid responses include no response.

65K5) Have you ever been diagnosed with any of the following ongoing or chronic heart & vascular system disorders?

(only includes students that selected having an ongoing/chronic heart & vascular system disorder not listed above)

Heart Murmur

| | Male | | Female | | Unknown | | Total | Pct. |
|-------------------|-------|------|--------|------|---------|------|-------|------|
| | Freq. | Pct. | Freq. | Pct. | Freq. | Pct. | Freq. | |
| 1 No | 3 | 50 | 14 | 82 | 0 | 0 | 17 | 73.9 |
| 2 Yes | 3 | 50 | 3 | 18 | 0 | 0 | 6 | 26.1 |
| Valid responses = | 6 | 26 | 17 | 74 | 0 | 0 | 23 | 0.3 |

Invalid responses include no response.

65K6) Have you ever been diagnosed with any of the following ongoing or chronic heart & vascular system disorders?

(only includes students that selected having an ongoing/chronic heart & vascular system disorder not listed above)

Valvular Heart Disease (for example: Mitral valve prolapse)

| | Male | | Female | | Unknown | | Total | Pct. |
|-------------------|-------|------|--------|------|---------|------|-------|------|
| | Freq. | Pct. | Freq. | Pct. | Freq. | Pct. | Freq. | |
| 1 No | 4 | 80 | 16 | 94 | 0 | 0 | 20 | 90.9 |
| 2 Yes | 1 | 20 | 1 | 6 | 0 | 0 | 2 | 9.1 |
| Valid responses = | 5 | 23 | 17 | 77 | 0 | 0 | 22 | 0.2 |

Invalid responses include no response.



AMERICAN COLLEGE HEALTH ASSOCIATION

American College Health Association-National College Health Assessment (ACHA-NCHA III)
Reference Group Data Report - Fall 2020
 American College Health Association
 8455 Colesville Road, Suite 740
 Silver Spring, MD 20910
 (410) 859-1500
www.acha.org

December 18, 2023
 FREQUENCY REPORT
 Number of Surveys (n) = 8851 Web Surveys

65K7) Have you ever been diagnosed with any of the following ongoing or chronic heart & vascular system disorders?

(only includes students that selected having an ongoing/chronic heart & vascular system disorder not listed above)

Other heart or vascular condition not previously reported

| | Male | | Female | | Unknown | | Total | |
|-------------------|-------|------|--------|------|---------|------|-------|------|
| | Freq. | Pct. | Freq. | Pct. | Freq. | Pct. | Freq. | Pct. |
| 1 No | 3 | 75 | 7 | 44 | 0 | 0 | 10 | 50.0 |
| 2 Yes | 1 | 25 | 9 | 56 | 0 | 0 | 10 | 50.0 |
| Valid responses = | 4 | 20 | 16 | 80 | 0 | 0 | 20 | 0.2 |

Invalid responses include no response.

65L1) Have you ever been diagnosed with any of the following ongoing or chronic infectious diseases?

(only includes students that selected having an ongoing/chronic infectious disease not listed above)

Lyme Disease

| | Male | | Female | | Unknown | | Total | |
|-------------------|-------|------|--------|------|---------|------|-------|------|
| | Freq. | Pct. | Freq. | Pct. | Freq. | Pct. | Freq. | Pct. |
| 1 No | 0 | 0 | 3 | 50 | 0 | 0 | 4 | 50.0 |
| 2 Yes | 1 | 100 | 3 | 50 | 0 | 0 | 4 | 50.0 |
| Valid responses = | 1 | 13 | 6 | 75 | 0 | 0 | 8 | 0.1 |

Invalid responses include no response.

65L2) Have you ever been diagnosed with any of the following ongoing or chronic infectious diseases?

(only includes students that selected having an ongoing/chronic infectious disease not listed above)

Other infectious disease not previously reported

| | Male | | Female | | Unknown | | Total | |
|-------------------|-------|------|--------|------|---------|------|-------|------|
| | Freq. | Pct. | Freq. | Pct. | Freq. | Pct. | Freq. | Pct. |
| 1 No | 0 | 0 | 3 | 60 | 0 | 0 | 4 | 57.1 |
| 2 Yes | 1 | 100 | 2 | 40 | 0 | 0 | 3 | 42.9 |
| Valid responses = | 1 | 14 | 5 | 71 | 0 | 0 | 7 | 0.1 |

Invalid responses include no response.

65N1) Have you ever been diagnosed with any of the following ongoing or chronic musculoskeletal disorders?

(only includes students that selected having an ongoing/chronic musculoskeletal disorders not listed above)

Carpal Tunnel Syndrome

| | Male | | Female | | Unknown | | Total | |
|-------------------|-------|------|--------|------|---------|------|-------|------|
| | Freq. | Pct. | Freq. | Pct. | Freq. | Pct. | Freq. | Pct. |
| 1 No | 6 | 100 | 33 | 89 | 0 | 0 | 42 | 89.4 |
| 2 Yes | 0 | 0 | 4 | 11 | 0 | 0 | 5 | 10.6 |
| Valid responses = | 6 | 13 | 37 | 79 | 0 | 0 | 47 | 0.5 |

Invalid responses include no response.

65N2) Have you ever been diagnosed with any of the following ongoing or chronic musculoskeletal disorders?

(only includes students that selected having an ongoing/chronic musculoskeletal disorders not listed above)

Fibromyalgia

| | Male | | Female | | Unknown | | Total | |
|-------------------|-------|------|--------|------|---------|------|-------|------|
| | Freq. | Pct. | Freq. | Pct. | Freq. | Pct. | Freq. | Pct. |
| 1 No | 5 | 100 | 32 | 87 | 0 | 0 | 39 | 84.8 |
| 2 Yes | 0 | 0 | 5 | 14 | 0 | 0 | 7 | 15.2 |
| Valid responses = | 5 | 11 | 37 | 80 | 0 | 0 | 46 | 0.5 |

Invalid responses include no response.

65N3) Have you ever been diagnosed with any of the following ongoing or chronic musculoskeletal disorders?

(only includes students that selected having an ongoing/chronic musculoskeletal disorders not listed above)

Gout

| | Male | | Female | | Unknown | | Total | |
|-------------------|-------|------|--------|------|---------|------|-------|-------|
| | Freq. | Pct. | Freq. | Pct. | Freq. | Pct. | Freq. | Pct. |
| 1 No | 6 | 100 | 36 | 100 | 0 | 0 | 46 | 100.0 |
| 2 Yes | 0 | 0 | 0 | 0 | 0 | 0 | 0 | 0.0 |
| Valid responses = | 6 | 13 | 36 | 78 | 0 | 0 | 46 | 0.5 |

Invalid responses include no response.

65N4) Have you ever been diagnosed with any of the following ongoing or chronic musculoskeletal disorders?

(only includes students that selected having an ongoing/chronic musculoskeletal disorders not listed above)

Muscular Dystrophy

| | Male | | Female | | Unknown | | Total | |
|-------------------|-------|------|--------|------|---------|------|-------|------|
| | Freq. | Pct. | Freq. | Pct. | Freq. | Pct. | Freq. | Pct. |
| 1 No | 6 | 100 | 36 | 97 | 0 | 0 | 46 | 97.9 |
| 2 Yes | 0 | 0 | 1 | 3 | 0 | 0 | 1 | 2.1 |
| Valid responses = | 6 | 13 | 37 | 79 | 0 | 0 | 47 | 0.5 |

Invalid responses include no response.



AMERICAN COLLEGE HEALTH ASSOCIATION

American College Health Association-National College Health Assessment (ACHA-NCHA III)
Reference Group Data Report - Fall 2020
 American College Health Association
 8455 Colesville Road, Suite 740
 Silver Spring, MD 20910
 (410) 859-1500
www.acha.org

December 18, 2023
 FREQUENCY REPORT
 Number of Surveys (n) = 8851 Web Surveys

65N5) Have you ever been diagnosed with any of the following ongoing or chronic musculoskeletal disorders?
 (only includes students that selected having an ongoing/chronic musculoskeletal disorders not listed above)

Osteoarthritis

| | Male | | Female | | Unknown | | Total | |
|-------------------|-------|------|--------|------|---------|------|-------|------|
| | Freq. | Pct. | Freq. | Pct. | Freq. | Pct. | Freq. | Pct. |
| 1 No | 6 | 100 | 34 | 92 | 0 | 0 | 43 | 91.5 |
| 2 Yes | 0 | 0 | 3 | 8 | 0 | 0 | 4 | 8.5 |
| Valid responses = | 6 | 13 | 37 | 79 | 0 | 0 | 47 | 0.5 |

Invalid responses include no response.

65N6) Have you ever been diagnosed with any of the following ongoing or chronic musculoskeletal disorders?
 (only includes students that selected having an ongoing/chronic musculoskeletal disorders not listed above)

Osteoporosis

| | Male | | Female | | Unknown | | Total | |
|-------------------|-------|------|--------|------|---------|------|-------|------|
| | Freq. | Pct. | Freq. | Pct. | Freq. | Pct. | Freq. | Pct. |
| 1 No | 5 | 83 | 37 | 100 | 0 | 0 | 46 | 97.9 |
| 2 Yes | 1 | 17 | 0 | 0 | 0 | 0 | 1 | 2.1 |
| Valid responses = | 6 | 13 | 37 | 79 | 0 | 0 | 47 | 0.5 |

Invalid responses include no response.

65N7) Have you ever been diagnosed with any of the following ongoing or chronic musculoskeletal disorders?
 (only includes students that selected having an ongoing/chronic musculoskeletal disorders not listed above)

Temporomandibular Joint Dysfunction

| | Male | | Female | | Unknown | | Total | |
|-------------------|-------|------|--------|------|---------|------|-------|------|
| | Freq. | Pct. | Freq. | Pct. | Freq. | Pct. | Freq. | Pct. |
| 1 No | 4 | 80 | 32 | 87 | 0 | 0 | 39 | 84.8 |
| 2 Yes | 1 | 20 | 5 | 14 | 0 | 0 | 7 | 15.2 |
| Valid responses = | 5 | 11 | 37 | 80 | 0 | 0 | 46 | 0.5 |

Invalid responses include no response.

65N8) Have you ever been diagnosed with any of the following ongoing or chronic musculoskeletal disorders?
 (only includes students that selected having an ongoing/chronic musculoskeletal disorders not listed above)

Other musculoskeletal condition not previously reported

| | Male | | Female | | Unknown | | Total | |
|-------------------|-------|------|--------|------|---------|------|-------|------|
| | Freq. | Pct. | Freq. | Pct. | Freq. | Pct. | Freq. | Pct. |
| 1 No | 1 | 20 | 8 | 24 | 0 | 0 | 12 | 28.6 |
| 2 Yes | 4 | 80 | 25 | 76 | 0 | 0 | 30 | 71.4 |
| Valid responses = | 5 | 12 | 33 | 79 | 0 | 0 | 42 | 0.5 |

Invalid responses include no response.

65O1) Have you ever been diagnosed with any of the following ongoing or chronic reproductive system disorders?
 (only includes students that selected having an ongoing/chronic reproductive system disorders not listed above)

Amenorrhea

| | Male | | Female | | Unknown | | Total | |
|-------------------|-------|------|--------|------|---------|------|-------|------|
| | Freq. | Pct. | Freq. | Pct. | Freq. | Pct. | Freq. | Pct. |
| 1 No | 4 | 100 | 26 | 90 | 0 | 0 | 30 | 90.9 |
| 2 Yes | 0 | 0 | 3 | 10 | 0 | 0 | 3 | 9.1 |
| Valid responses = | 4 | 12 | 29 | 88 | 0 | 0 | 33 | 0.4 |

Invalid responses include no response.

65O2) Have you ever been diagnosed with any of the following ongoing or chronic reproductive system disorders?
 (only includes students that selected having an ongoing/chronic reproductive system disorders not listed above)

Cervical Dysplasia

| | Male | | Female | | Unknown | | Total | |
|-------------------|-------|------|--------|------|---------|------|-------|------|
| | Freq. | Pct. | Freq. | Pct. | Freq. | Pct. | Freq. | Pct. |
| 1 No | 3 | 75 | 29 | 100 | 0 | 0 | 32 | 97.0 |
| 2 Yes | 1 | 25 | 0 | 0 | 0 | 0 | 1 | 3.0 |
| Valid responses = | 4 | 12 | 29 | 88 | 0 | 0 | 33 | 0.4 |

Invalid responses include no response.

65O3) Have you ever been diagnosed with any of the following ongoing or chronic reproductive system disorders?
 (only includes students that selected having an ongoing/chronic reproductive system disorders not listed above)

Premenstrual Syndrome (PMS), Premenstrual Dysphoric Disorder (PMDD), or painful periods (Dysmenorrhea)

| | Male | | Female | | Unknown | | Total | |
|-------------------|-------|------|--------|------|---------|------|-------|------|
| | Freq. | Pct. | Freq. | Pct. | Freq. | Pct. | Freq. | Pct. |
| 1 No | 4 | 100 | 20 | 69 | 0 | 0 | 24 | 72.7 |
| 2 Yes | 0 | 0 | 9 | 31 | 0 | 0 | 9 | 27.3 |
| Valid responses = | 4 | 12 | 29 | 88 | 0 | 0 | 33 | 0.4 |

Invalid responses include no response.



AMERICAN COLLEGE HEALTH ASSOCIATION


American College Health Association-National College Health Assessment (ACHA-NCHA III)
Reference Group Data Report - Fall 2020
American College Health Association
8455 Colesville Road, Suite 740
Silver Spring, MD 20910
(410) 859-1500
www.acha.org

December 18, 2023
FREQUENCY REPORT
Number of Surveys (n) =

8851 Web Surveys

65O4) Have you ever been diagnosed with any of the following ongoing or chronic reproductive system disorders?
(only includes students that selected having an ongoing/chronic reproductive system disorders not listed above)



Prostatitis

| | Male | | Female | | Unknown | | Total | |
|-------------------|-------|------|--------|------|---------|------|-------|---|
| | Freq. | Pct. | Freq. | Pct. | Freq. | Pct. | Freq. | Pct. |
| 1 No | 4 | 100 | 29 | 100 | 0 | 0 | 33 | 100.0  |
| 2 Yes | 0 | 0 | 0 | 0 | 0 | 0 | 0 | 0.0 |
| Valid responses = | 4 | 12 | 29 | 88 | 0 | 0 | 33 | 0.4 |

Invalid responses include no response.

65O5) Have you ever been diagnosed with any of the following ongoing or chronic reproductive system disorders?
(only includes students that selected having an ongoing/chronic reproductive system disorders not listed above)



Sexual Dysfunction

| | Male | | Female | | Unknown | | Total | |
|-------------------|-------|------|--------|------|---------|------|-------|--|
| | Freq. | Pct. | Freq. | Pct. | Freq. | Pct. | Freq. | Pct. |
| 1 No | 3 | 75 | 25 | 86 | 0 | 0 | 28 | 84.8  |
| 2 Yes | 1 | 25 | 4 | 14 | 0 | 0 | 5 | 15.2  |
| Valid responses = | 4 | 12 | 29 | 88 | 0 | 0 | 33 | 0.4 |

Invalid responses include no response.

65O6) Have you ever been diagnosed with any of the following ongoing or chronic reproductive system disorders?
(only includes students that selected having an ongoing/chronic reproductive system disorders not listed above)



Other reproductive system condition not previously reported

| | Male | | Female | | Unknown | | Total | |
|-------------------|-------|------|--------|------|---------|------|-------|--|
| | Freq. | Pct. | Freq. | Pct. | Freq. | Pct. | Freq. | Pct. |
| 1 No | 2 | 67 | 16 | 67 | 0 | 0 | 18 | 66.7  |
| 2 Yes | 1 | 33 | 8 | 33 | 0 | 0 | 9 | 33.3  |
| Valid responses = | 3 | 11 | 24 | 89 | 0 | 0 | 27 | 0.3 |

Invalid responses include no response.

65P1) Have you ever been diagnosed with any of the following ongoing or chronic respiratory system disorders?
(only includes students that selected having an ongoing/chronic respiratory system disorders not listed above)



Cystic Fibrosis

| | Male | | Female | | Unknown | | Total | |
|-------------------|-------|------|--------|------|---------|------|-------|--|
| | Freq. | Pct. | Freq. | Pct. | Freq. | Pct. | Freq. | Pct. |
| 1 No | 4 | 67 | 16 | 94 | 0 | 0 | 21 | 87.5  |
| 2 Yes | 2 | 33 | 1 | 6 | 0 | 0 | 3 | 12.5  |
| Valid responses = | 6 | 25 | 17 | 71 | 0 | 0 | 24 | 0.3 |

Invalid responses include no response.

65P2) Have you ever been diagnosed with any of the following ongoing or chronic respiratory system disorders?
(only includes students that selected having an ongoing/chronic respiratory system disorders not listed above)



Sarcoidosis

| | Male | | Female | | Unknown | | Total | |
|-------------------|-------|------|--------|------|---------|------|-------|--|
| | Freq. | Pct. | Freq. | Pct. | Freq. | Pct. | Freq. | Pct. |
| 1 No | 5 | 83 | 16 | 100 | 0 | 0 | 22 | 95.7  |
| 2 Yes | 1 | 17 | 0 | 0 | 0 | 0 | 1 | 4.3  |
| Valid responses = | 6 | 26 | 16 | 70 | 0 | 0 | 23 | 0.3 |

Invalid responses include no response.

65P3) Have you ever been diagnosed with any of the following ongoing or chronic respiratory system disorders?
(only includes students that selected having an ongoing/chronic respiratory system disorders not listed above)



Active Tuberculous

| | Male | | Female | | Unknown | | Total | |
|-------------------|-------|------|--------|------|---------|------|-------|--|
| | Freq. | Pct. | Freq. | Pct. | Freq. | Pct. | Freq. | Pct. |
| 1 No | 5 | 83 | 16 | 100 | 0 | 0 | 22 | 95.7  |
| 2 Yes | 1 | 17 | 0 | 0 | 0 | 0 | 1 | 4.3  |
| Valid responses = | 6 | 26 | 16 | 70 | 0 | 0 | 23 | 0.3 |

Invalid responses include no response.

65P4) Have you ever been diagnosed with any of the following ongoing or chronic respiratory system disorders?
(only includes students that selected having an ongoing/chronic respiratory system disorders not listed above)

Other respiratory system condition not previously reported

| | Male | | Female | | Unknown | | Total | |
|-------------------|-------|------|--------|------|---------|------|-------|--|
| | Freq. | Pct. | Freq. | Pct. | Freq. | Pct. | Freq. | Pct. |
| 1 No | 3 | 50 | 8 | 62 | 0 | 0 | 11 | 55.0  |
| 2 Yes | 3 | 50 | 5 | 39 | 0 | 0 | 9 | 45.0  |
| Valid responses = | 6 | 30 | 13 | 65 | 0 | 0 | 20 | 0.2 |

Invalid responses include no response.



AMERICAN COLLEGE HEALTH ASSOCIATION

American College Health Association-National College Health Assessment (ACHA-NCHA III)

Reference Group Data Report - Fall 2020

American College Health Association

8455 Colesville Road, Suite 740

Silver Spring, MD 20910

(410) 859-1500

www.acha.org

Undergraduate Students

December 18, 2023

FREQUENCY REPORT

Number of Surveys (n) =

8851 Web Surveys

65Q1) Have you ever been diagnosed with any of the following ongoing or chronic sleep-wake disorders?

(only includes students that selected having an ongoing/chronic sleep-wake disorders not listed above)

Hypersomnolence

| | Male | | Female | | Unknown | | Total | |
|-------------------|-------|------|--------|------|---------|------|-------|------|
| | Freq. | Pct. | Freq. | Pct. | Freq. | Pct. | Freq. | Pct. |
| 1 No | 2 | 100 | 12 | 86 | 0 | 0 | 15 | 88.2 |
| 2 Yes | 0 | 0 | 2 | 14 | 0 | 0 | 2 | 11.8 |
| Valid responses = | 2 | 12 | 14 | 82 | 0 | 0 | 17 | 0.2 |

Invalid responses include no response.

65Q2) Have you ever been diagnosed with any of the following ongoing or chronic sleep-wake disorders?

(only includes students that selected having an ongoing/chronic sleep-wake disorders not listed above)

Narcolepsy

| | Male | | Female | | Unknown | | Total | |
|-------------------|-------|------|--------|------|---------|------|-------|------|
| | Freq. | Pct. | Freq. | Pct. | Freq. | Pct. | Freq. | Pct. |
| 1 No | 1 | 50 | 8 | 57 | 0 | 0 | 10 | 58.8 |
| 2 Yes | 1 | 50 | 6 | 43 | 0 | 0 | 7 | 41.2 |
| Valid responses = | 2 | 12 | 14 | 82 | 0 | 0 | 17 | 0.2 |

Invalid responses include no response.

65Q3) Have you ever been diagnosed with any of the following ongoing or chronic sleep-wake disorders?

(only includes students that selected having an ongoing/chronic sleep-wake disorders not listed above)

Restless Leg Syndrome

| | Male | | Female | | Unknown | | Total | |
|-------------------|-------|------|--------|------|---------|------|-------|------|
| | Freq. | Pct. | Freq. | Pct. | Freq. | Pct. | Freq. | Pct. |
| 1 No | 0 | 0 | 12 | 86 | 0 | 0 | 12 | 70.6 |
| 2 Yes | 2 | 100 | 2 | 14 | 0 | 0 | 5 | 29.4 |
| Valid responses = | 2 | 12 | 14 | 82 | 0 | 0 | 17 | 0.2 |

Invalid responses include no response.

65Q4) Have you ever been diagnosed with any of the following ongoing or chronic sleep-wake disorders?

(only includes students that selected having an ongoing/chronic sleep-wake disorders not listed above)

Sleep Paralysis

| | Male | | Female | | Unknown | | Total | |
|-------------------|-------|------|--------|------|---------|------|-------|------|
| | Freq. | Pct. | Freq. | Pct. | Freq. | Pct. | Freq. | Pct. |
| 1 No | 1 | 50 | 12 | 86 | 0 | 0 | 13 | 76.5 |
| 2 Yes | 1 | 50 | 2 | 14 | 0 | 0 | 4 | 23.5 |
| Valid responses = | 2 | 12 | 14 | 82 | 0 | 0 | 17 | 0.2 |

Invalid responses include no response.

65Q5) Have you ever been diagnosed with any of the following ongoing or chronic sleep-wake disorders?

(only includes students that selected having an ongoing/chronic sleep-wake disorders not listed above)

Sleep Terrors (or night terrors)

| | Male | | Female | | Unknown | | Total | |
|-------------------|-------|------|--------|------|---------|------|-------|------|
| | Freq. | Pct. | Freq. | Pct. | Freq. | Pct. | Freq. | Pct. |
| 1 No | 1 | 50 | 13 | 93 | 0 | 0 | 15 | 88.2 |
| 2 Yes | 1 | 50 | 1 | 7 | 0 | 0 | 2 | 11.8 |
| Valid responses = | 2 | 12 | 14 | 82 | 0 | 0 | 17 | 0.2 |

Invalid responses include no response.

65Q6) Have you ever been diagnosed with any of the following ongoing or chronic sleep-wake disorders?

(only includes students that selected having an ongoing/chronic sleep-wake disorders not listed above)

Sleep Walking

| | Male | | Female | | Unknown | | Total | |
|-------------------|-------|------|--------|------|---------|------|-------|------|
| | Freq. | Pct. | Freq. | Pct. | Freq. | Pct. | Freq. | Pct. |
| 1 No | 1 | 50 | 12 | 86 | 0 | 0 | 13 | 81.3 |
| 2 Yes | 1 | 50 | 2 | 14 | 0 | 0 | 3 | 18.8 |
| Valid responses = | 2 | 13 | 14 | 88 | 0 | 0 | 16 | 0.2 |

Invalid responses include no response.

65Q7) Have you ever been diagnosed with any of the following ongoing or chronic sleep-wake disorders?

(only includes students that selected having an ongoing/chronic sleep-wake disorders not listed above)

Other sleep-wake condition not previously reported

| | Male | | Female | | Unknown | | Total | |
|-------------------|-------|------|--------|------|---------|------|-------|------|
| | Freq. | Pct. | Freq. | Pct. | Freq. | Pct. | Freq. | Pct. |
| 1 No | 1 | 50 | 12 | 92 | 0 | 0 | 14 | 87.5 |
| 2 Yes | 1 | 50 | 1 | 8 | 0 | 0 | 2 | 12.5 |
| Valid responses = | 2 | 13 | 13 | 81 | 0 | 0 | 16 | 0.2 |

Invalid responses include no response.



AMERICAN COLLEGE HEALTH ASSOCIATION

American College Health Association-National College Health Assessment (ACHA-NCHA III)
Reference Group Data Report - Fall 2020
 American College Health Association
 8455 Colesville Road, Suite 740
 Silver Spring, MD 20910
 (410) 859-1500
www.acha.org

December 18, 2023
 FREQUENCY REPORT
 Number of Surveys (n) =

8851 Web Surveys

65R1) Have you ever been diagnosed with any of the following ongoing or chronic urinary system disorders?

(only includes students that selected having an ongoing/chronic urinary system disorders not listed above)

Bladder disease

| | Male | | Female | | Unknown | | Total | |
|-------------------|-------|------|--------|------|---------|------|-------|-------|
| | Freq. | Pct. | Freq. | Pct. | Freq. | Pct. | Freq. | Pct. |
| 1 No | 5 | 100 | 5 | 100 | 0 | 0 | 10 | 100.0 |
| 2 Yes | 0 | 0 | 0 | 0 | 0 | 0 | 0 | 0.0 |
| Valid responses = | 5 | 50 | 5 | 50 | 0 | 0 | 10 | 0.1 |

Invalid responses include no response.

65R2) Have you ever been diagnosed with any of the following ongoing or chronic urinary system disorders?

(only includes students that selected having an ongoing/chronic urinary system disorders not listed above)

Kidney disease

| | Male | | Female | | Unknown | | Total | |
|-------------------|-------|------|--------|------|---------|------|-------|------|
| | Freq. | Pct. | Freq. | Pct. | Freq. | Pct. | Freq. | Pct. |
| 1 No | 4 | 80 | 4 | 80 | 0 | 0 | 8 | 80.0 |
| 2 Yes | 1 | 20 | 1 | 20 | 0 | 0 | 2 | 20.0 |
| Valid responses = | 5 | 50 | 5 | 50 | 0 | 0 | 10 | 0.1 |

Invalid responses include no response.

65R3) Have you ever been diagnosed with any of the following ongoing or chronic urinary system disorders?

(only includes students that selected having an ongoing/chronic urinary system disorders not listed above)

Kidney stone

| | Male | | Female | | Unknown | | Total | |
|-------------------|-------|------|--------|------|---------|------|-------|------|
| | Freq. | Pct. | Freq. | Pct. | Freq. | Pct. | Freq. | Pct. |
| 1 No | 4 | 80 | 4 | 80 | 0 | 0 | 8 | 80.0 |
| 2 Yes | 1 | 20 | 1 | 20 | 0 | 0 | 2 | 20.0 |
| Valid responses = | 5 | 50 | 5 | 50 | 0 | 0 | 10 | 0.1 |

Invalid responses include no response.

65R4) Have you ever been diagnosed with any of the following ongoing or chronic urinary system disorders?

(only includes students that selected having an ongoing/chronic urinary system disorders not listed above)

Urinary Incontinence

| | Male | | Female | | Unknown | | Total | |
|-------------------|-------|------|--------|------|---------|------|-------|------|
| | Freq. | Pct. | Freq. | Pct. | Freq. | Pct. | Freq. | Pct. |
| 1 No | 2 | 40 | 2 | 40 | 0 | 0 | 4 | 40.0 |
| 2 Yes | 3 | 60 | 3 | 60 | 0 | 0 | 6 | 60.0 |
| Valid responses = | 5 | 50 | 5 | 50 | 0 | 0 | 10 | 0.1 |

Invalid responses include no response.

65R5) Have you ever been diagnosed with any of the following ongoing or chronic urinary system disorders?

(only includes students that selected having an ongoing/chronic urinary system disorders not listed above)

Other urinary system condition not previously reported

| | Male | | Female | | Unknown | | Total | |
|-------------------|-------|------|--------|------|---------|------|-------|------|
| | Freq. | Pct. | Freq. | Pct. | Freq. | Pct. | Freq. | Pct. |
| 1 No | 1 | 25 | 4 | 80 | 0 | 0 | 5 | 55.6 |
| 2 Yes | 3 | 75 | 1 | 20 | 0 | 0 | 4 | 44.4 |
| Valid responses = | 4 | 44 | 5 | 56 | 0 | 0 | 9 | 0.1 |

Invalid responses include no response.

65S1) You indicated that you had been diagnosed with Diabetes or Pre-Diabetes. Were you told that you had:

(only includes students that have been diagnosed with Diabetes or Pre-Diabetes)

Type 1 Diabetes

| | Male | | Female | | Unknown | | Total | |
|-------------------|-------|------|--------|------|---------|------|-------|------|
| | Freq. | Pct. | Freq. | Pct. | Freq. | Pct. | Freq. | Pct. |
| 1 No | 30 | 68 | 100 | 78 | 0 | 0 | 137 | 76.1 |
| 2 Yes | 14 | 32 | 29 | 23 | 0 | 0 | 43 | 23.9 |
| Valid responses = | 44 | 24 | 129 | 72 | 0 | 0 | 180 | 2.0 |

Invalid responses include no response.

65S2) You indicated that you had been diagnosed with Diabetes or Pre-Diabetes. Were you told that you had:

(only includes students that have been diagnosed with Diabetes or Pre-Diabetes)

Type 2 Diabetes

| | Male | | Female | | Unknown | | Total | |
|-------------------|-------|------|--------|------|---------|------|-------|------|
| | Freq. | Pct. | Freq. | Pct. | Freq. | Pct. | Freq. | Pct. |
| 1 No | 33 | 79 | 107 | 83 | 0 | 0 | 147 | 82.6 |
| 2 Yes | 9 | 21 | 22 | 17 | 0 | 0 | 31 | 17.4 |
| Valid responses = | 42 | 24 | 129 | 72 | 0 | 0 | 178 | 2.0 |

Invalid responses include no response.



AMERICAN COLLEGE HEALTH ASSOCIATION

American College Health Association-National College Health Assessment (ACHA-NCHA III)

Reference Group Data Report - Fall 2020

American College Health Association

8455 Colesville Road, Suite 740

Silver Spring, MD 20910

(410) 859-1500

www.acha.org

Undergraduate Students

December 18, 2023

FREQUENCY REPORT

Number of Surveys (n) =

8851 Web Surveys

65S3) You indicated that you had been diagnosed with Diabetes or Pre-Diabetes. Were you told that you had:

(only includes students that have been diagnosed with Diabetes or Pre-Diabetes)

Pre-diabetes or insulin resistance

| | Male | | Female | | Unknown | | Total | |
|-------------------|-------|------|--------|------|---------|------|-------|------|
| | Freq. | Pct. | Freq. | Pct. | Freq. | Pct. | Freq. | Pct. |
| 1 No | 17 | 42 | 58 | 42 | 0 | 0 | 76 | 40.4 |
| 2 Yes | 24 | 59 | 81 | 58 | 0 | 0 | 112 | 59.6 |
| Valid responses = | 41 | 22 | 139 | 74 | 0 | 0 | 188 | 2.1 |

Invalid responses include no response.

65S4) You indicated that you had been diagnosed with Diabetes or Pre-Diabetes. Were you told that you had:

(only includes students that have been diagnosed with Diabetes or Pre-Diabetes)

Gestational Diabetes

| | Male | | Female | | Unknown | | Total | |
|-------------------|-------|------|--------|------|---------|------|-------|------|
| | Freq. | Pct. | Freq. | Pct. | Freq. | Pct. | Freq. | Pct. |
| 1 No | 38 | 95 | 111 | 88 | 0 | 0 | 156 | 90.2 |
| 2 Yes | 2 | 5 | 15 | 12 | 0 | 0 | 17 | 9.8 |
| Valid responses = | 40 | 23 | 126 | 73 | 0 | 0 | 173 | 2.0 |

Invalid responses include no response.

65T1) Have you had an appointment and/or discussion with a healthcare or mental health professional for the following condition(s) within the last 12 months?

(only includes students that have been diagnosed with this condition)

Acne

| | Male | | Female | | Unknown | | Total | |
|-------------------|-------|------|--------|------|---------|------|-------|------|
| | Freq. | Pct. | Freq. | Pct. | Freq. | Pct. | Freq. | Pct. |
| 1 No | 383 | 67 | 961 | 53 | 0 | 0 | 1411 | 56.7 |
| 2 Yes | 191 | 33 | 860 | 47 | 1 | 100 | 1079 | 43.3 |
| Valid responses = | 574 | 23 | 1821 | 73 | 1 | 0 | 2490 | 28.1 |

Invalid responses include no response.

65T2) Have you had an appointment and/or discussion with a healthcare or mental health professional for the following condition(s) within the last 12 months?

(only includes students that have been diagnosed with this condition)

ADD/ADHD - Attention Deficit/Hyperactivity Disorder

| | Male | | Female | | Unknown | | Total | |
|-------------------|-------|------|--------|------|---------|------|-------|------|
| | Freq. | Pct. | Freq. | Pct. | Freq. | Pct. | Freq. | Pct. |
| 1 No | 112 | 45 | 187 | 35 | 0 | 0 | 319 | 37.9 |
| 2 Yes | 139 | 55 | 346 | 65 | 1 | 100 | 523 | 62.1 |
| Valid responses = | 251 | 30 | 533 | 63 | 1 | 0 | 842 | 9.5 |

Invalid responses include no response.

65T3) Have you had an appointment and/or discussion with a healthcare or mental health professional for the following condition(s) within the last 12 months?

(only includes students that have been diagnosed with this condition)

Alcohol or Other Drug-Related Abuse or Addiction

| | Male | | Female | | Unknown | | Total | |
|-------------------|-------|------|--------|------|---------|------|-------|------|
| | Freq. | Pct. | Freq. | Pct. | Freq. | Pct. | Freq. | Pct. |
| 1 No | 25 | 69 | 33 | 58 | 0 | 0 | 64 | 62.7 |
| 2 Yes | 11 | 31 | 24 | 42 | 0 | 0 | 38 | 37.3 |
| Valid responses = | 36 | 35 | 57 | 56 | 0 | 0 | 102 | 1.2 |

Invalid responses include no response.

65T4) Have you had an appointment and/or discussion with a healthcare or mental health professional for the following condition(s) within the last 12 months?

(only includes students that have been diagnosed with this condition)

Allergies - food allergy

| | Male | | Female | | Unknown | | Total | |
|-------------------|-------|------|--------|------|---------|------|-------|------|
| | Freq. | Pct. | Freq. | Pct. | Freq. | Pct. | Freq. | Pct. |
| 1 No | 131 | 73 | 538 | 64 | 1 | 100 | 711 | 65.9 |
| 2 Yes | 48 | 27 | 303 | 36 | 0 | 0 | 368 | 34.1 |
| Valid responses = | 179 | 17 | 841 | 78 | 1 | 0 | 1079 | 12.2 |

Invalid responses include no response.

65T5) Have you had an appointment and/or discussion with a healthcare or mental health professional for the following condition(s) within the last 12 months?

(only includes students that have been diagnosed with this condition)

Allergies - animals/pets

| | Male | | Female | | Unknown | | Total | |
|-------------------|-------|------|--------|------|---------|------|-------|------|
| | Freq. | Pct. | Freq. | Pct. | Freq. | Pct. | Freq. | Pct. |
| 1 No | 202 | 76 | 600 | 68 | 1 | 33 | 847 | 70.5 |
| 2 Yes | 64 | 24 | 277 | 32 | 2 | 67 | 354 | 29.5 |
| Valid responses = | 266 | 22 | 877 | 73 | 3 | 0 | 1201 | 13.6 |

Invalid responses include no response.



AMERICAN COLLEGE HEALTH ASSOCIATION

American College Health Association-National College Health Assessment (ACHA-NCHA III)

Reference Group Data Report - Fall 2020

American College Health Association

8455 Colesville Road, Suite 740

Silver Spring, MD 20910

(410) 859-1500

www.acha.org

Undergraduate Students

December 18, 2023

FREQUENCY REPORT

Number of Surveys (n) =

8851 Web Surveys

65T6) Have you had an appointment and/or discussion with a healthcare or mental health professional for the following condition(s) within the last 12 months?

(only includes students that have been diagnosed with this condition)

Allergies - environmental (for example: pollen, grass, dust, mold)

| | Male | | Female | | Unknown | | Total | | |
|-------------------|-------|------|--------|------|---------|------|-------|------|--|
| | Freq. | Pct. | Freq. | Pct. | Freq. | Pct. | Freq. | Pct. | |
| 1 No | 505 | 78 | 1328 | 67 | 4 | 57 | 1924 | 69.5 | |
| 2 Yes | 147 | 23 | 670 | 34 | 3 | 43 | 845 | 30.5 | |
| Valid responses = | 652 | 24 | 1998 | 72 | 7 | 0 | 2769 | 31.3 | |

Invalid responses include no response.

65T7) Have you had an appointment and/or discussion with a healthcare or mental health professional for the following condition(s) within the last 12 months?

(only includes students that have been diagnosed with this condition)

Anxiety (for example: Generalized Anxiety, Social Anxiety, Panic Disorder, Specific Phobia)

| | Male | | Female | | Unknown | | Total | | |
|-------------------|-------|------|--------|------|---------|------|-------|------|--|
| | Freq. | Pct. | Freq. | Pct. | Freq. | Pct. | Freq. | Pct. | |
| 1 No | 140 | 36 | 507 | 24 | 1 | 17 | 692 | 25.7 | |
| 2 Yes | 246 | 64 | 1627 | 76 | 5 | 83 | 1997 | 74.3 | |
| Valid responses = | 386 | 14 | 2134 | 79 | 6 | 0 | 2689 | 30.4 | |

Invalid responses include no response.

65T8) Have you had an appointment and/or discussion with a healthcare or mental health professional for the following condition(s) within the last 12 months?

(only includes students that have been diagnosed with this condition)

Asthma

| | Male | | Female | | Unknown | | Total | | |
|-------------------|-------|------|--------|------|---------|------|-------|------|--|
| | Freq. | Pct. | Freq. | Pct. | Freq. | Pct. | Freq. | Pct. | |
| 1 No | 288 | 78 | 632 | 59 | 2 | 67 | 970 | 64.1 | |
| 2 Yes | 81 | 22 | 442 | 41 | 1 | 33 | 544 | 35.9 | |
| Valid responses = | 369 | 24 | 1074 | 71 | 3 | 0 | 1514 | 17.1 | |

Invalid responses include no response.

65T9) Have you had an appointment and/or discussion with a healthcare or mental health professional for the following condition(s) within the last 12 months?

(only includes students that have been diagnosed with this condition)

Autism Spectrum

| | Male | | Female | | Unknown | | Total | | |
|-------------------|-------|------|--------|------|---------|------|-------|------|--|
| | Freq. | Pct. | Freq. | Pct. | Freq. | Pct. | Freq. | Pct. | |
| 1 No | 33 | 67 | 22 | 48 | 0 | 0 | 65 | 55.6 | |
| 2 Yes | 16 | 33 | 24 | 52 | 1 | 100 | 52 | 44.4 | |
| Valid responses = | 49 | 42 | 46 | 39 | 1 | 1 | 117 | 1.3 | |

Invalid responses include no response.

65T10) Have you had an appointment and/or discussion with a healthcare or mental health professional for the following condition(s) within the last 12 months?

(only includes students that have been diagnosed with this condition)

Bipolar and Related Conditions (for example: Bipolar I, II, Hypomanic Episode)

| | Male | | Female | | Unknown | | Total | | |
|-------------------|-------|------|--------|------|---------|------|-------|------|--|
| | Freq. | Pct. | Freq. | Pct. | Freq. | Pct. | Freq. | Pct. | |
| 1 No | 11 | 28 | 34 | 24 | 0 | 0 | 50 | 24.8 | |
| 2 Yes | 28 | 72 | 107 | 76 | 0 | 0 | 152 | 75.2 | |
| Valid responses = | 39 | 19 | 141 | 70 | 0 | 0 | 202 | 2.3 | |

Invalid responses include no response.

65T11) Have you had an appointment and/or discussion with a healthcare or mental health professional for the following condition(s) within the last 12 months?

(only includes students that have been diagnosed with this condition)

Borderline Personality Disorder (BPD), Avoidant Personality, Dependent Personality, or another personality disorder

| | Male | | Female | | Unknown | | Total | | |
|-------------------|-------|------|--------|------|---------|------|-------|------|--|
| | Freq. | Pct. | Freq. | Pct. | Freq. | Pct. | Freq. | Pct. | |
| 1 No | 11 | 61 | 26 | 37 | 0 | 0 | 42 | 40.4 | |
| 2 Yes | 7 | 39 | 45 | 63 | 0 | 0 | 62 | 59.6 | |
| Valid responses = | 18 | 17 | 71 | 68 | 0 | 0 | 104 | 1.2 | |

Invalid responses include no response.

65T12) Have you had an appointment and/or discussion with a healthcare or mental health professional for the following condition(s) within the last 12 months?

(only includes students that have been diagnosed with this condition)

Cancer

| | Male | | Female | | Unknown | | Total | | |
|-------------------|-------|------|--------|------|---------|------|-------|------|--|
| | Freq. | Pct. | Freq. | Pct. | Freq. | Pct. | Freq. | Pct. | |
| 1 No | 9 | 53 | 21 | 40 | 0 | 0 | 31 | 44.3 | |
| 2 Yes | 8 | 47 | 31 | 60 | 0 | 0 | 39 | 55.7 | |
| Valid responses = | 17 | 24 | 52 | 74 | 0 | 0 | 70 | 0.8 | |

Invalid responses include no response.



AMERICAN COLLEGE HEALTH ASSOCIATION

American College Health Association-National College Health Assessment (ACHA-NCHA III)

Reference Group Data Report - Fall 2020

American College Health Association

8455 Colesville Road, Suite 740

Silver Spring, MD 20910

(410) 859-1500

www.acha.org

Undergraduate Students

December 18, 2023

FREQUENCY REPORT

Number of Surveys (n) =

8851

Web

Surveys

65T13) Have you had an appointment and/or discussion with a healthcare or mental health professional for the following condition(s) within the last 12 months?

(only includes students that have been diagnosed with this condition)

Celiac disease

| | Male | | Female | | Unknown | | Total | | |
|-------------------|-------|------|--------|------|---------|------|-------|------|--|
| | Freq. | Pct. | Freq. | Pct. | Freq. | Pct. | Freq. | Pct. | |
| 1 No | 6 | 67 | 42 | 52 | 0 | 0 | 51 | 54.3 | |
| 2 Yes | 3 | 33 | 39 | 48 | 0 | 0 | 43 | 45.7 | |
| Valid responses = | 9 | 10 | 81 | 86 | 0 | 0 | 94 | 1.1 | |

Invalid responses include no response.

65T14) Have you had an appointment and/or discussion with a healthcare or mental health professional for the following condition(s) within the last 12 months?

(only includes students that have been diagnosed with this condition)

Chronic pain (for example: back or joint pain, arthritis, nerve pain)

| | Male | | Female | | Unknown | | Total | | |
|-------------------|-------|------|--------|------|---------|------|-------|------|--|
| | Freq. | Pct. | Freq. | Pct. | Freq. | Pct. | Freq. | Pct. | |
| 1 No | 39 | 36 | 144 | 30 | 0 | 0 | 195 | 31.2 | |
| 2 Yes | 68 | 64 | 339 | 70 | 0 | 0 | 431 | 68.8 | |
| Valid responses = | 107 | 17 | 483 | 77 | 0 | 0 | 626 | 7.1 | |

Invalid responses include no response.

65T15) Have you had an appointment and/or discussion with a healthcare or mental health professional for the following condition(s) within the last 12 months?

(only includes students that have been diagnosed with this condition)

Depression (for example: Major depression, persistent depressive disorder, disruptive mood disorder)

| | Male | | Female | | Unknown | | Total | | |
|-------------------|-------|------|--------|------|---------|------|-------|------|--|
| | Freq. | Pct. | Freq. | Pct. | Freq. | Pct. | Freq. | Pct. | |
| 1 No | 96 | 31 | 387 | 25 | 1 | 25 | 516 | 25.6 | |
| 2 Yes | 215 | 69 | 1165 | 75 | 3 | 75 | 1497 | 74.4 | |
| Valid responses = | 311 | 15 | 1552 | 77 | 4 | 0 | 2013 | 22.7 | |

Invalid responses include no response.

65T16) Have you had an appointment and/or discussion with a healthcare or mental health professional for the following condition(s) within the last 12 months?

(only includes students that have been diagnosed with this condition)

Diabetes or pre-diabetes/insulin resistance

| | Male | | Female | | Unknown | | Total | | |
|-------------------|-------|------|--------|------|---------|------|-------|------|--|
| | Freq. | Pct. | Freq. | Pct. | Freq. | Pct. | Freq. | Pct. | |
| 1 No | 15 | 31 | 53 | 37 | 0 | 0 | 72 | 36.0 | |
| 2 Yes | 33 | 69 | 92 | 63 | 0 | 0 | 128 | 64.0 | |
| Valid responses = | 48 | 24 | 145 | 73 | 0 | 0 | 200 | 2.3 | |

Invalid responses include no response.

65T17) Have you had an appointment and/or discussion with a healthcare or mental health professional for the following condition(s) within the last 12 months?

(only includes students that have been diagnosed with this condition)

Eating Disorders (for example: Anorexia Nervosa, Bulimia Nervosa, Binge-Eating)

| | Male | | Female | | Unknown | | Total | | |
|-------------------|-------|------|--------|------|---------|------|-------|------|--|
| | Freq. | Pct. | Freq. | Pct. | Freq. | Pct. | Freq. | Pct. | |
| 1 No | 21 | 75 | 157 | 46 | 0 | 0 | 196 | 48.0 | |
| 2 Yes | 7 | 25 | 186 | 54 | 1 | 100 | 212 | 52.0 | |
| Valid responses = | 28 | 7 | 343 | 84 | 1 | 0 | 408 | 4.6 | |

Invalid responses include no response.

65T18) Have you had an appointment and/or discussion with a healthcare or mental health professional for the following condition(s) within the last 12 months?

(only includes students that have been diagnosed with this condition)

Endometriosis

| | Male | | Female | | Unknown | | Total | | |
|-------------------|-------|------|--------|------|---------|------|-------|------|--|
| | Freq. | Pct. | Freq. | Pct. | Freq. | Pct. | Freq. | Pct. | |
| 1 No | 2 | 100 | 49 | 32 | 0 | 0 | 57 | 34.5 | |
| 2 Yes | 0 | 0 | 104 | 68 | 0 | 0 | 108 | 65.5 | |
| Valid responses = | 2 | 1 | 153 | 93 | 0 | 0 | 165 | 1.9 | |

Invalid responses include no response.

65T19) Have you had an appointment and/or discussion with a healthcare or mental health professional for the following condition(s) within the last 12 months?

(only includes students that have been diagnosed with this condition)

Gambling Disorder

| | Male | | Female | | Unknown | | Total | | |
|-------------------|-------|------|--------|------|---------|------|-------|-------|--|
| | Freq. | Pct. | Freq. | Pct. | Freq. | Pct. | Freq. | Pct. | |
| 1 No | 3 | 100 | 6 | 100 | 0 | 0 | 10 | 100.0 | |
| 2 Yes | 0 | 0 | 0 | 0 | 0 | 0 | 0 | 0.0 | |
| Valid responses = | 3 | 30 | 6 | 60 | 0 | 0 | 10 | 0.1 | |

Invalid responses include no response.



AMERICAN COLLEGE HEALTH ASSOCIATION

American College Health Association-National College Health Assessment (ACHA-NCHA III)

Reference Group Data Report - Fall 2020

American College Health Association

8455 Colesville Road, Suite 740

Silver Spring, MD 20910

(410) 859-1500

www.acha.org

Undergraduate Students

December 18, 2023

FREQUENCY REPORT

Number of Surveys (n) =

8851 Web Surveys

65T20) Have you had an appointment and/or discussion with a healthcare or mental health professional for the following condition(s) within the last 12 months?

(only includes students that have been diagnosed with this condition)

Genital herpes

| | Male | | Female | | Unknown | | Total | | |
|-------------------|-------|------|--------|------|---------|------|-------|------|--|
| | Freq. | Pct. | Freq. | Pct. | Freq. | Pct. | Freq. | Pct. | |
| 1 No | 6 | 67 | 35 | 63 | 0 | 0 | 42 | 63.6 | |
| 2 Yes | 3 | 33 | 21 | 38 | 0 | 0 | 24 | 36.4 | |
| Valid responses = | 9 | 14 | 56 | 85 | 0 | 0 | 66 | 0.7 | |

Invalid responses include no response.

65T21) Have you had an appointment and/or discussion with a healthcare or mental health professional for the following condition(s) within the last 12 months?

(only includes students that have been diagnosed with this condition)

Gastroesophageal Reflux Disease (GERD) or acid reflux

| | Male | | Female | | Unknown | | Total | | |
|-------------------|-------|------|--------|------|---------|------|-------|------|--|
| | Freq. | Pct. | Freq. | Pct. | Freq. | Pct. | Freq. | Pct. | |
| 1 No | 43 | 55 | 176 | 46 | 0 | 0 | 233 | 48.2 | |
| 2 Yes | 35 | 45 | 209 | 54 | 0 | 0 | 250 | 51.8 | |
| Valid responses = | 78 | 16 | 385 | 80 | 0 | 0 | 483 | 5.5 | |

Invalid responses include no response.

65T22) Have you had an appointment and/or discussion with a healthcare or mental health professional for the following condition(s) within the last 12 months?

(only includes students that have been diagnosed with this condition)

Heart & vascular disorders (for example: atrial fibrillation or other cardiac arrhythmia, mitral valve prolapse or other valvular heart disease, congenital heart condition)

| | Male | | Female | | Unknown | | Total | | |
|-------------------|-------|------|--------|------|---------|------|-------|------|--|
| | Freq. | Pct. | Freq. | Pct. | Freq. | Pct. | Freq. | Pct. | |
| 1 No | 21 | 50 | 61 | 45 | 1 | 100 | 89 | 47.3 | |
| 2 Yes | 21 | 50 | 74 | 55 | 0 | 0 | 99 | 52.7 | |
| Valid responses = | 42 | 22 | 135 | 72 | 1 | 1 | 188 | 2.1 | |

Invalid responses include no response.

65T23) Have you had an appointment and/or discussion with a healthcare or mental health professional for the following condition(s) within the last 12 months?

(only includes students that have been diagnosed with this condition)

Hepatitis B or C

| | Male | | Female | | Unknown | | Total | | |
|-------------------|-------|------|--------|------|---------|------|-------|------|--|
| | Freq. | Pct. | Freq. | Pct. | Freq. | Pct. | Freq. | Pct. | |
| 1 No | 8 | 80 | 11 | 69 | 0 | 0 | 20 | 74.1 | |
| 2 Yes | 2 | 20 | 5 | 31 | 0 | 0 | 7 | 25.9 | |
| Valid responses = | 10 | 37 | 16 | 59 | 0 | 0 | 27 | 0.3 | |

Invalid responses include no response.

65T24) Have you had an appointment and/or discussion with a healthcare or mental health professional for the following condition(s) within the last 12 months?

(only includes students that have been diagnosed with this condition)

High blood pressure (hypertension)

| | Male | | Female | | Unknown | | Total | | |
|-------------------|-------|------|--------|------|---------|------|-------|------|--|
| | Freq. | Pct. | Freq. | Pct. | Freq. | Pct. | Freq. | Pct. | |
| 1 No | 34 | 38 | 45 | 36 | 0 | 0 | 84 | 37.2 | |
| 2 Yes | 55 | 62 | 81 | 64 | 0 | 0 | 142 | 62.8 | |
| Valid responses = | 89 | 39 | 126 | 56 | 0 | 0 | 226 | 2.6 | |

Invalid responses include no response.

65T25) Have you had an appointment and/or discussion with a healthcare or mental health professional for the following condition(s) within the last 12 months?

(only includes students that have been diagnosed with this condition)

High cholesterol (hyperlipidemia)

| | Male | | Female | | Unknown | | Total | | |
|-------------------|-------|------|--------|------|---------|------|-------|------|--|
| | Freq. | Pct. | Freq. | Pct. | Freq. | Pct. | Freq. | Pct. | |
| 1 No | 20 | 38 | 84 | 46 | 0 | 0 | 108 | 44.4 | |
| 2 Yes | 33 | 62 | 100 | 54 | 0 | 0 | 135 | 55.6 | |
| Valid responses = | 53 | 22 | 184 | 76 | 0 | 0 | 243 | 2.7 | |

Invalid responses include no response.

65T26) Have you had an appointment and/or discussion with a healthcare or mental health professional for the following condition(s) within the last 12 months?

(only includes students that have been diagnosed with this condition)

HIV or AIDS

| | Male | | Female | | Unknown | | Total | | |
|-------------------|-------|------|--------|------|---------|------|-------|------|--|
| | Freq. | Pct. | Freq. | Pct. | Freq. | Pct. | Freq. | Pct. | |
| 1 No | 2 | 40 | 4 | 80 | 0 | 0 | 6 | 60.0 | |
| 2 Yes | 3 | 60 | 1 | 20 | 0 | 0 | 4 | 40.0 | |
| Valid responses = | 5 | 50 | 5 | 50 | 0 | 0 | 10 | 0.1 | |

Invalid responses include no response.



AMERICAN COLLEGE HEALTH ASSOCIATION

American College Health Association-National College Health Assessment (ACHA-NCHA III)

Reference Group Data Report - Fall 2020

American College Health Association

8455 Colesville Road, Suite 740

Silver Spring, MD 20910

(410) 859-1500

www.acha.org

Undergraduate Students

December 18, 2023

FREQUENCY REPORT

Number of Surveys (n) =

8851 Web Surveys

65T27) Have you had an appointment and/or discussion with a healthcare or mental health professional for the following condition(s) within the last 12 months?

(only includes students that have been diagnosed with this condition)

Human papillomavirus (HPV) or genital warts

| | Male | | Female | | Unknown | | Total | |
|-------------------|-------|------|--------|------|---------|------|-------|------|
| | Freq. | Pct. | Freq. | Pct. | Freq. | Pct. | Freq. | Pct. |
| 1 No | 7 | 70 | 39 | 57 | 0 | 0 | 48 | 57.8 |
| 2 Yes | 3 | 30 | 30 | 44 | 0 | 0 | 35 | 42.2 |
| Valid responses = | 10 | 12 | 69 | 83 | 0 | 0 | 83 | 0.9 |

Invalid responses include no response.

65T28) Have you had an appointment and/or discussion with a healthcare or mental health professional for the following condition(s) within the last 12 months?

(only includes students that have been diagnosed with this condition)

Insomnia

| | Male | | Female | | Unknown | | Total | |
|-------------------|-------|------|--------|------|---------|------|-------|------|
| | Freq. | Pct. | Freq. | Pct. | Freq. | Pct. | Freq. | Pct. |
| 1 No | 35 | 46 | 146 | 40 | 0 | 0 | 195 | 40.3 |
| 2 Yes | 42 | 55 | 216 | 60 | 0 | 0 | 289 | 59.7 |
| Valid responses = | 77 | 16 | 362 | 75 | 0 | 0 | 484 | 5.5 |

Invalid responses include no response.

65T29) Have you had an appointment and/or discussion with a healthcare or mental health professional for the following condition(s) within the last 12 months?

(only includes students that have been diagnosed with this condition)

Irritable bowel syndrome (spastic colon or spastic bowel)

| | Male | | Female | | Unknown | | Total | |
|-------------------|-------|------|--------|------|---------|------|-------|------|
| | Freq. | Pct. | Freq. | Pct. | Freq. | Pct. | Freq. | Pct. |
| 1 No | 28 | 58 | 143 | 42 | 0 | 0 | 175 | 43.0 |
| 2 Yes | 20 | 42 | 199 | 58 | 0 | 0 | 232 | 57.0 |
| Valid responses = | 48 | 12 | 342 | 84 | 0 | 0 | 407 | 4.6 |

Invalid responses include no response.

65T30) Have you had an appointment and/or discussion with a healthcare or mental health professional for the following condition(s) within the last 12 months?

(only includes students that have been diagnosed with this condition)

Migraine headaches

| | Male | | Female | | Unknown | | Total | |
|-------------------|-------|------|--------|------|---------|------|-------|------|
| | Freq. | Pct. | Freq. | Pct. | Freq. | Pct. | Freq. | Pct. |
| 1 No | 106 | 64 | 418 | 45 | 1 | 100 | 558 | 48.2 |
| 2 Yes | 59 | 36 | 513 | 55 | 0 | 0 | 599 | 51.8 |
| Valid responses = | 165 | 14 | 931 | 80 | 1 | 0 | 1157 | 13.1 |

Invalid responses include no response.

65T31) Have you had an appointment and/or discussion with a healthcare or mental health professional for the following condition(s) within the last 12 months?

(only includes students that have been diagnosed with this condition)

Obsessive-Compulsive and Related Conditions (for example: OCD, Body Dysmorphia, Hoarding, Trichotillomania and other body-focused repetitive behavior disorders)

| | Male | | Female | | Unknown | | Total | |
|-------------------|-------|------|--------|------|---------|------|-------|------|
| | Freq. | Pct. | Freq. | Pct. | Freq. | Pct. | Freq. | Pct. |
| 1 No | 28 | 42 | 155 | 40 | 0 | 0 | 200 | 40.2 |
| 2 Yes | 39 | 58 | 236 | 60 | 1 | 100 | 298 | 59.8 |
| Valid responses = | 67 | 13 | 391 | 79 | 1 | 0 | 498 | 5.6 |

Invalid responses include no response.

65T32) Have you had an appointment and/or discussion with a healthcare or mental health professional for the following condition(s) within the last 12 months?

(only includes students that have been diagnosed with this condition)

Polycystic Ovarian Syndrome (PCOS)

| | Male | | Female | | Unknown | | Total | |
|-------------------|-------|------|--------|------|---------|------|-------|------|
| | Freq. | Pct. | Freq. | Pct. | Freq. | Pct. | Freq. | Pct. |
| 1 No | 1 | 50 | 76 | 30 | 0 | 0 | 82 | 30.6 |
| 2 Yes | 1 | 50 | 174 | 70 | 1 | 100 | 186 | 69.4 |
| Valid responses = | 2 | 1 | 250 | 93 | 1 | 0 | 268 | 3.0 |

Invalid responses include no response.

65T33) Have you had an appointment and/or discussion with a healthcare or mental health professional for the following condition(s) within the last 12 months?

(only includes students that have been diagnosed with this condition)

PTSD (Posttraumatic Stress Disorder), Adjustment Disorder, or another trauma- or stressor-related condition

| | Male | | Female | | Unknown | | Total | |
|-------------------|-------|------|--------|------|---------|------|-------|------|
| | Freq. | Pct. | Freq. | Pct. | Freq. | Pct. | Freq. | Pct. |
| 1 No | 30 | 49 | 128 | 32 | 0 | 0 | 175 | 34.1 |
| 2 Yes | 31 | 51 | 269 | 68 | 0 | 0 | 338 | 65.9 |
| Valid responses = | 61 | 12 | 397 | 77 | 0 | 0 | 513 | 5.8 |

Invalid responses include no response.



AMERICAN COLLEGE HEALTH ASSOCIATION

American College Health Association-National College Health Assessment (ACHA-NCHA III)

Reference Group Data Report - Fall 2020

American College Health Association

8455 Colesville Road, Suite 740

Silver Spring, MD 20910

(410) 859-1500

www.acha.org

Undergraduate Students

December 18, 2023

FREQUENCY REPORT

Number of Surveys (n) =

8851

Web

Surveys

65T34) Have you had an appointment and/or discussion with a healthcare or mental health professional for the following condition(s) within the last 12 months?

(only includes students that have been diagnosed with this condition)

Schizophrenia and Other Psychotic Conditions (for example: Schizophrenia, Schizoaffective Disorder, Schizophreniform Disorder, Delusional Disorder)

| | Male | | Female | | Unknown | | Total | |
|-------------------|-------|------|--------|------|---------|------|-------|------|
| | Freq. | Pct. | Freq. | Pct. | Freq. | Pct. | Freq. | Pct. |
| 1 No | 4 | 40 | 14 | 67 | 0 | 0 | 18 | 50.0 |
| 2 Yes | 6 | 60 | 7 | 33 | 0 | 0 | 18 | 50.0 |
| Valid responses = | 10 | 28 | 21 | 58 | 0 | 0 | 36 | 0.4 |

Invalid responses include no response.

65T35) Have you had an appointment and/or discussion with a healthcare or mental health professional for the following condition(s) within the last 12 months?

(only includes students that have been diagnosed with this condition)

Sleep Apnea

| | Male | | Female | | Unknown | | Total | |
|-------------------|-------|------|--------|------|---------|------|-------|------|
| | Freq. | Pct. | Freq. | Pct. | Freq. | Pct. | Freq. | Pct. |
| 1 No | 17 | 41 | 47 | 54 | 0 | 0 | 66 | 47.8 |
| 2 Yes | 25 | 60 | 40 | 46 | 0 | 0 | 72 | 52.2 |
| Valid responses = | 42 | 30 | 87 | 63 | 0 | 0 | 138 | 1.6 |

Invalid responses include no response.

65T36) Have you had an appointment and/or discussion with a healthcare or mental health professional for the following condition(s) within the last 12 months?

(only includes students that have been diagnosed with this condition)

Thyroid condition or disorder

| | Male | | Female | | Unknown | | Total | |
|-------------------|-------|------|--------|------|---------|------|-------|------|
| | Freq. | Pct. | Freq. | Pct. | Freq. | Pct. | Freq. | Pct. |
| 1 No | 9 | 35 | 44 | 20 | 0 | 0 | 58 | 21.8 |
| 2 Yes | 17 | 65 | 180 | 80 | 0 | 0 | 208 | 78.2 |
| Valid responses = | 26 | 10 | 224 | 84 | 0 | 0 | 266 | 3.0 |

Invalid responses include no response.

65T37) Have you had an appointment and/or discussion with a healthcare or mental health professional for the following condition(s) within the last 12 months?

(only includes students that have been diagnosed with this condition)

Tourette's or other neurodevelopmental condition not already listed

| | Male | | Female | | Unknown | | Total | |
|-------------------|-------|------|--------|------|---------|------|-------|------|
| | Freq. | Pct. | Freq. | Pct. | Freq. | Pct. | Freq. | Pct. |
| 1 No | 13 | 68 | 15 | 68 | 0 | 0 | 29 | 69.0 |
| 2 Yes | 6 | 32 | 7 | 32 | 0 | 0 | 13 | 31.0 |
| Valid responses = | 19 | 45 | 22 | 52 | 0 | 0 | 42 | 0.5 |

Invalid responses include no response.

65T38) Have you had an appointment and/or discussion with a healthcare or mental health professional for the following condition(s) within the last 12 months?

(only includes students that have been diagnosed with this condition)

Traumatic brain injury (TBI)

| | Male | | Female | | Unknown | | Total | |
|-------------------|-------|------|--------|------|---------|------|-------|------|
| | Freq. | Pct. | Freq. | Pct. | Freq. | Pct. | Freq. | Pct. |
| 1 No | 14 | 67 | 44 | 57 | 0 | 0 | 63 | 60.6 |
| 2 Yes | 7 | 33 | 33 | 43 | 0 | 0 | 41 | 39.4 |
| Valid responses = | 21 | 20 | 77 | 74 | 0 | 0 | 104 | 1.2 |

Invalid responses include no response.

65T39) Have you had an appointment and/or discussion with a healthcare or mental health professional for the following condition(s) within the last 12 months?

(only includes students that have been diagnosed with this condition)

Urinary system disorder (for example: bladder or kidney disease, urinary reflux, interstitial cystitis)

| | Male | | Female | | Unknown | | Total | |
|-------------------|-------|------|--------|------|---------|------|-------|------|
| | Freq. | Pct. | Freq. | Pct. | Freq. | Pct. | Freq. | Pct. |
| 1 No | 7 | 70 | 48 | 52 | 0 | 0 | 57 | 53.3 |
| 2 Yes | 3 | 30 | 44 | 48 | 0 | 0 | 50 | 46.7 |
| Valid responses = | 10 | 9 | 92 | 86 | 0 | 0 | 107 | 1.2 |

Invalid responses include no response.

65T40) Have you had an appointment and/or discussion with a healthcare or mental health professional for the following condition(s) within the last 12 months?

(only includes students that have been diagnosed with this condition)

Other ongoing or chronic condition not listed above

| | Male | | Female | | Unknown | | Total | |
|-------------------|-------|------|--------|------|---------|------|-------|------|
| | Freq. | Pct. | Freq. | Pct. | Freq. | Pct. | Freq. | Pct. |
| 1 No | 29 | 58 | 144 | 44 | 1 | 100 | 195 | 47.4 |
| 2 Yes | 21 | 42 | 180 | 56 | 0 | 0 | 216 | 52.6 |
| Valid responses = | 50 | 12 | 324 | 79 | 1 | 0 | 411 | 4.6 |

Invalid responses include no response.



AMERICAN COLLEGE HEALTH ASSOCIATION

American College Health Association-National College Health Assessment (ACHA-NCHA III)
Reference Group Data Report - Fall 2020
 American College Health Association
 8455 Colesville Road, Suite 740
 Silver Spring, MD 20910
 (410) 859-1500
www.acha.org

December 18, 2023
 FREQUENCY REPORT
 Number of Surveys (n) = 8851 Web Surveys

65U2) In the last 12 months, what treatment(s), if any, have you used for the following conditions?

(only includes students that have had an appointment/discussion with a healthcare/mental health professional for the condition within the last 12 months)

ADD/ADHD - Attention Deficit/Hyperactivity Disorder

| | Male | | Female | | Unknown | | Total | |
|-----------------------------|-------|------|--------|------|---------|------|-------|------|
| | Freq. | Pct. | Freq. | Pct. | Freq. | Pct. | Freq. | Pct. |
| 1 No treatment | 15 | 11 | 39 | 11 | 0 | 0 | 61 | 11.7 |
| 2 Medicine only | 81 | 58 | 178 | 52 | 0 | 0 | 269 | 51.7 |
| 3 Therapy only | 13 | 9 | 26 | 8 | 0 | 0 | 45 | 8.7 |
| 4 Both medicine and therapy | 30 | 22 | 98 | 29 | 1 | 100 | 142 | 27.3 |
| 5 Other Treatment | 0 | 0 | 2 | 1 | 0 | 0 | 3 | 0.6 |
| Valid responses = | 139 | 27 | 343 | 66 | 1 | 0 | 520 | 5.9 |

Invalid responses include no response.

65U3) In the last 12 months, what treatment(s), if any, have you used for the following conditions?

(only includes students that have had an appointment/discussion with a healthcare/mental health professional for the condition within the last 12 months)

Alcohol or Other Drug-Related Abuse or Addiction

| | Male | | Female | | Unknown | | Total | |
|-----------------------------|-------|------|--------|------|---------|------|-------|------|
| | Freq. | Pct. | Freq. | Pct. | Freq. | Pct. | Freq. | Pct. |
| 1 No treatment | 0 | 0 | 4 | 17 | 0 | 0 | 5 | 13.2 |
| 2 Medicine only | 0 | 0 | 1 | 4 | 0 | 0 | 1 | 2.6 |
| 3 Therapy only | 8 | 73 | 13 | 54 | 0 | 0 | 22 | 57.9 |
| 4 Both medicine and therapy | 2 | 18 | 2 | 8 | 0 | 0 | 5 | 13.2 |
| 5 Other Treatment | 1 | 9 | 4 | 17 | 0 | 0 | 5 | 13.2 |
| Valid responses = | 11 | 29 | 24 | 63 | 0 | 0 | 38 | 0.4 |

Invalid responses include no response.

65U7) In the last 12 months, what treatment(s), if any, have you used for the following conditions?

(only includes students that have had an appointment/discussion with a healthcare/mental health professional for the condition within the last 12 months)

Anxiety (for example: Generalized Anxiety, Social Anxiety, Panic Disorder, Specific Phobia)

| | Male | | Female | | Unknown | | Total | |
|-----------------------------|-------|------|--------|------|---------|------|-------|------|
| | Freq. | Pct. | Freq. | Pct. | Freq. | Pct. | Freq. | Pct. |
| 1 No treatment | 18 | 7 | 119 | 7 | 0 | 0 | 145 | 7.3 |
| 2 Medicine only | 60 | 24 | 402 | 25 | 1 | 20 | 479 | 24.0 |
| 3 Therapy only | 60 | 24 | 367 | 23 | 1 | 20 | 462 | 23.2 |
| 4 Both medicine and therapy | 106 | 43 | 715 | 44 | 3 | 60 | 884 | 44.3 |
| 5 Other Treatment | 2 | 1 | 21 | 1 | 0 | 0 | 24 | 1.2 |
| Valid responses = | 246 | 12 | 1624 | 81 | 5 | 0 | 1994 | 22.5 |

Invalid responses include no response.

65U9) In the last 12 months, what treatment(s), if any, have you used for the following conditions?

(only includes students that have had an appointment/discussion with a healthcare/mental health professional for the condition within the last 12 months)

Autism spectrum

| | Male | | Female | | Unknown | | Total | |
|-----------------------------|-------|------|--------|------|---------|------|-------|------|
| | Freq. | Pct. | Freq. | Pct. | Freq. | Pct. | Freq. | Pct. |
| 1 No treatment | 5 | 31 | 5 | 21 | 0 | 0 | 16 | 30.8 |
| 2 Medicine only | 3 | 19 | 2 | 8 | 0 | 0 | 5 | 9.6 |
| 3 Therapy only | 3 | 19 | 10 | 42 | 1 | 100 | 17 | 32.7 |
| 4 Both medicine and therapy | 5 | 31 | 5 | 21 | 0 | 0 | 12 | 23.1 |
| 5 Other Treatment | 0 | 0 | 2 | 8 | 0 | 0 | 2 | 3.8 |
| Valid responses = | 16 | 31 | 24 | 46 | 1 | 2 | 52 | 0.6 |

Invalid responses include no response.

65U10) In the last 12 months, what treatment(s), if any, have you used for the following conditions?

(only includes students that have had an appointment/discussion with a healthcare/mental health professional for the condition within the last 12 months)

Bipolar and Related Conditions (for example: Bipolar I, II, Hypomanic Episode)

| | Male | | Female | | Unknown | | Total | |
|-----------------------------|-------|------|--------|------|---------|------|-------|------|
| | Freq. | Pct. | Freq. | Pct. | Freq. | Pct. | Freq. | Pct. |
| 1 No treatment | 4 | 14 | 5 | 5 | 0 | 0 | 10 | 6.6 |
| 2 Medicine only | 7 | 25 | 18 | 17 | 0 | 0 | 28 | 18.5 |
| 3 Therapy only | 3 | 11 | 14 | 13 | 0 | 0 | 19 | 12.6 |
| 4 Both medicine and therapy | 14 | 50 | 69 | 65 | 0 | 0 | 94 | 62.3 |
| 5 Other Treatment | 0 | 0 | 0 | 0 | 0 | 0 | 0 | 0.0 |
| Valid responses = | 28 | 19 | 106 | 70 | 0 | 0 | 151 | 1.7 |

Invalid responses include no response.

65U11) In the last 12 months, what treatment(s), if any, have you used for the following conditions?

(only includes students that have had an appointment/discussion with a healthcare/mental health professional for the condition within the last 12 months)

Borderline Personality Disorder (BPD), Avoidant Personality, Dependent Personality, or another personality disorder

| | Male | | Female | | Unknown | | Total | |
|-----------------------------|-------|------|--------|------|---------|------|-------|------|
| | Freq. | Pct. | Freq. | Pct. | Freq. | Pct. | Freq. | Pct. |
| 1 No treatment | 0 | 0 | 4 | 9 | 0 | 0 | 5 | 8.2 |
| 2 Medicine only | 1 | 14 | 6 | 14 | 0 | 0 | 10 | 16.4 |
| 3 Therapy only | 4 | 57 | 9 | 21 | 0 | 0 | 16 | 26.2 |
| 4 Both medicine and therapy | 2 | 29 | 25 | 57 | 0 | 0 | 30 | 49.2 |
| 5 Other Treatment | 0 | 0 | 0 | 0 | 0 | 0 | 0 | 0.0 |
| Valid responses = | 7 | 11 | 44 | 72 | 0 | 0 | 61 | 0.7 |

Invalid responses include no response.

65U15) In the last 12 months, what treatment(s), if any, have you used for the following conditions?

(only includes students that have had an appointment/discussion with a healthcare/mental health professional for the condition within the last 12 months)



AMERICAN COLLEGE HEALTH ASSOCIATION

American College Health Association-National College Health Assessment (ACHA-NCHA III) Reference Group Data Report - Fall 2020

American College Health Association
8455 Colesville Road, Suite 740
Silver Spring, MD 20910
(410) 859-1500
www.acha.org

December 18, 2023

FREQUENCY REPORT

Number of Surveys (n) =

8851 Web Surveys

Depression (for example: Major depression, persistent depressive disorder, disruptive mood disorder)

| | Male | | Female | | Unknown | | Total | |
|-----------------------------|-------|------|--------|------|---------|------|-------|------|
| | Freq. | Pct. | Freq. | Pct. | Freq. | Pct. | Freq. | Pct. |
| 1 No treatment | 14 | 7 | 66 | 6 | 0 | 0 | 89 | 6.0 |
| 2 Medicine only | 46 | 21 | 266 | 23 | 1 | 33 | 328 | 22.0 |
| 3 Therapy only | 51 | 24 | 219 | 19 | 1 | 33 | 303 | 20.3 |
| 4 Both medicine and therapy | 104 | 48 | 605 | 52 | 1 | 33 | 768 | 51.4 |
| 5 Other Treatment | 0 | 0 | 6 | 1 | 0 | 0 | 6 | 0.4 |
| Valid responses = | 215 | 14 | 1162 | 78 | 3 | 0 | 1494 | 16.9 |

Invalid responses include no response.

65U17) In the last 12 months, what treatment(s), if any, have you used for the following conditions?

(only includes students that have had an appointment/discussion with a healthcare/mental health professional for the condition within the last 12 months)

Eating Disorders (for example: Anorexia Nervosa, Bulimia Nervosa, Binge-Eating)

| | Male | | Female | | Unknown | | Total | |
|-----------------------------|-------|------|--------|------|---------|------|-------|------|
| | Freq. | Pct. | Freq. | Pct. | Freq. | Pct. | Freq. | Pct. |
| 1 No treatment | 2 | 29 | 31 | 17 | 0 | 0 | 35 | 16.7 |
| 2 Medicine only | 2 | 29 | 8 | 4 | 0 | 0 | 11 | 5.2 |
| 3 Therapy only | 2 | 29 | 87 | 47 | 1 | 100 | 99 | 47.1 |
| 4 Both medicine and therapy | 1 | 14 | 49 | 27 | 0 | 0 | 55 | 26.2 |
| 5 Other Treatment | 0 | 0 | 9 | 5 | 0 | 0 | 10 | 4.8 |
| Valid responses = | 7 | 3 | 184 | 88 | 1 | 0 | 210 | 2.4 |

Invalid responses include no response.

65U19) In the last 12 months, what treatment(s), if any, have you used for the following conditions?

(only includes students that have had an appointment/discussion with a healthcare/mental health professional for the condition within the last 12 months)

Gambling Disorder

| | Male | | Female | | Unknown | | Total | |
|-----------------------------|-------|------|--------|------|---------|------|-------|------|
| | Freq. | Pct. | Freq. | Pct. | Freq. | Pct. | Freq. | Pct. |
| 1 No treatment | 0 | 0 | 0 | 0 | 0 | 0 | 0 | 0.0 |
| 2 Medicine only | 0 | 0 | 0 | 0 | 0 | 0 | 0 | 0.0 |
| 3 Therapy only | 0 | 0 | 0 | 0 | 0 | 0 | 0 | 0.0 |
| 4 Both medicine and therapy | 0 | 0 | 0 | 0 | 0 | 0 | 0 | 0.0 |
| 5 Other Treatment | 0 | 0 | 0 | 0 | 0 | 0 | 0 | 0.0 |
| Valid responses = | 0 | 0 | 0 | 0 | 0 | 0 | 0 | 0.0 |

Invalid responses include no response.

65U28) In the last 12 months, what treatment(s), if any, have you used for the following conditions?

(only includes students that have had an appointment/discussion with a healthcare/mental health professional for the condition within the last 12 months)

Insomnia

| | Male | | Female | | Unknown | | Total | |
|-----------------------------|-------|------|--------|------|---------|------|-------|------|
| | Freq. | Pct. | Freq. | Pct. | Freq. | Pct. | Freq. | Pct. |
| 1 No treatment | 11 | 26 | 44 | 21 | 0 | 0 | 58 | 20.2 |
| 2 Medicine only | 18 | 43 | 84 | 39 | 0 | 0 | 115 | 40.1 |
| 3 Therapy only | 7 | 17 | 25 | 12 | 0 | 0 | 37 | 12.9 |
| 4 Both medicine and therapy | 5 | 12 | 57 | 27 | 0 | 0 | 70 | 24.4 |
| 5 Other Treatment | 1 | 2 | 4 | 2 | 0 | 0 | 7 | 2.4 |
| Valid responses = | 42 | 15 | 214 | 75 | 0 | 0 | 287 | 3.2 |

Invalid responses include no response.

65U31) In the last 12 months, what treatment(s), if any, have you used for the following conditions?

(only includes students that have had an appointment/discussion with a healthcare/mental health professional for the condition within the last 12 months)

Obsessive-Compulsive and Related Conditions (for example: OCD, Body Dysmorphism, Hoarding, Trichotillomania and other body-focused repetitive behavior disorders)

| | Male | | Female | | Unknown | | Total | |
|-----------------------------|-------|------|--------|------|---------|------|-------|------|
| | Freq. | Pct. | Freq. | Pct. | Freq. | Pct. | Freq. | Pct. |
| 1 No treatment | 7 | 18 | 17 | 7 | 0 | 0 | 27 | 9.1 |
| 2 Medicine only | 8 | 21 | 37 | 16 | 1 | 100 | 48 | 16.2 |
| 3 Therapy only | 9 | 23 | 68 | 29 | 0 | 0 | 83 | 28.0 |
| 4 Both medicine and therapy | 15 | 39 | 111 | 47 | 0 | 0 | 135 | 45.6 |
| 5 Other Treatment | 0 | 0 | 1 | 0 | 0 | 0 | 3 | 1.0 |
| Valid responses = | 39 | 13 | 234 | 79 | 1 | 0 | 296 | 3.3 |

Invalid responses include no response.

65U33) In the last 12 months, what treatment(s), if any, have you used for the following conditions?

(only includes students that have had an appointment/discussion with a healthcare/mental health professional for the condition within the last 12 months)

PTSD (Posttraumatic Stress Disorder), Acute Stress Disorder, Adjustment Disorder, or another trauma- or stressor-related condition

| | Male | | Female | | Unknown | | Total | |
|-----------------------------|-------|------|--------|------|---------|------|-------|------|
| | Freq. | Pct. | Freq. | Pct. | Freq. | Pct. | Freq. | Pct. |
| 1 No treatment | 6 | 19 | 25 | 9 | 0 | 0 | 32 | 9.5 |
| 2 Medicine only | 2 | 7 | 17 | 6 | 0 | 0 | 22 | 6.5 |
| 3 Therapy only | 11 | 36 | 107 | 40 | 0 | 0 | 136 | 40.5 |
| 4 Both medicine and therapy | 12 | 39 | 117 | 44 | 0 | 0 | 145 | 43.2 |
| 5 Other Treatment | 0 | 0 | 1 | 0 | 0 | 0 | 1 | 0.3 |
| Valid responses = | 31 | 9 | 267 | 79 | 0 | 0 | 336 | 3.8 |

Invalid responses include no response.

65U34) In the last 12 months, what treatment(s), if any, have you used for the following conditions?

(only includes students that have had an appointment/discussion with a healthcare/mental health professional for the condition within the last 12 months)

Schizophrenia and Other Psychotic Conditions (for example: Schizophrenia, Schizoaffective Disorder, Schizophreniform Disorder, Delusional Disorder)

| | Male | | Female | | Unknown | | Total | |
|--|-------|------|--------|------|---------|------|-------|------|
| | Freq. | Pct. | Freq. | Pct. | Freq. | Pct. | Freq. | Pct. |



AMERICAN COLLEGE HEALTH ASSOCIATION

American College Health Association-National College Health Assessment (ACHA-NCHA III)

Reference Group Data Report - Fall 2020

American College Health Association

8455 Colesville Road, Suite 740

Silver Spring, MD 20910

(410) 859-1500

www.acha.org

Undergraduate Students

December 18, 2023

FREQUENCY REPORT

Number of Surveys (n) =

8851

Web

Surveys

| | | | | | | | | | |
|-----------------------------|---|----|---|----|---|---|----|------|--|
| 1 No treatment | 1 | 17 | 0 | 0 | 0 | 0 | 1 | 5.9 | |
| 2 Medicine only | 0 | 0 | 1 | 17 | 0 | 0 | 2 | 11.8 | |
| 3 Therapy only | 2 | 33 | 1 | 17 | 0 | 0 | 4 | 23.5 | |
| 4 Both medicine and therapy | 2 | 33 | 4 | 67 | 0 | 0 | 9 | 52.9 | |
| 5 Other Treatment | 1 | 17 | 0 | 0 | 0 | 0 | 1 | 5.9 | |
| Valid responses = | 6 | 35 | 6 | 35 | 0 | 0 | 17 | 0.2 | |

Invalid responses include no response.

65U37) In the last 12 months, what treatment(s), if any, have you used for the following conditions?

(only includes students that have had an appointment/discussion with a healthcare/mental health professional for the condition within the last 12 months)

Tourette's or other neurodevelopmental condition not already listed

| | Male | | Female | | Unknown | | Total | | |
|-----------------------------|-------|------|--------|------|---------|------|-------|------|--|
| | Freq. | Pct. | Freq. | Pct. | Freq. | Pct. | Freq. | Pct. | |
| 1 No treatment | 2 | 33 | 2 | 29 | 0 | 0 | 4 | 30.8 | |
| 2 Medicine only | 2 | 33 | 3 | 43 | 0 | 0 | 5 | 38.5 | |
| 3 Therapy only | 1 | 17 | 0 | 0 | 0 | 0 | 1 | 7.7 | |
| 4 Both medicine and therapy | 1 | 17 | 2 | 29 | 0 | 0 | 3 | 23.1 | |
| 5 Other Treatment | 0 | 0 | 0 | 0 | 0 | 0 | 0 | 0.0 | |
| Valid responses = | 6 | 46 | 7 | 54 | 0 | 0 | 13 | 0.1 | |

Invalid responses include no response.

65U38) In the last 12 months, what treatment(s), if any, have you used for the following conditions?

(only includes students that have had an appointment/discussion with a healthcare/mental health professional for the condition within the last 12 months)

Traumatic brain injury (TBI)

| | Male | | Female | | Unknown | | Total | | |
|-----------------------------|-------|------|--------|------|---------|------|-------|------|--|
| | Freq. | Pct. | Freq. | Pct. | Freq. | Pct. | Freq. | Pct. | |
| 1 No treatment | 3 | 43 | 9 | 28 | 0 | 0 | 12 | 30.0 | |
| 2 Medicine only | 1 | 14 | 10 | 31 | 0 | 0 | 11 | 27.5 | |
| 3 Therapy only | 1 | 14 | 3 | 9 | 0 | 0 | 4 | 10.0 | |
| 4 Both medicine and therapy | 0 | 0 | 7 | 22 | 0 | 0 | 8 | 20.0 | |
| 5 Other Treatment | 2 | 29 | 3 | 9 | 0 | 0 | 5 | 12.5 | |
| Valid responses = | 7 | 18 | 32 | 80 | 0 | 0 | 40 | 0.5 | |

Invalid responses include no response.

65W1) Have you received treatment for the following condition(s) by a healthcare or mental health professional within the last 12 months?

(only includes students that have had an appointment/discussion with a healthcare/mental health professional for the condition within the last 12 months)

Acne

| | Male | | Female | | Unknown | | Total | | |
|-------------------|-------|------|--------|------|---------|------|-------|------|--|
| | Freq. | Pct. | Freq. | Pct. | Freq. | Pct. | Freq. | Pct. | |
| 1 No | 22 | 12 | 101 | 12 | 1 | 100 | 127 | 11.9 | |
| 2 Yes | 169 | 89 | 751 | 88 | 0 | 0 | 944 | 88.1 | |
| Valid responses = | 191 | 18 | 852 | 80 | 1 | 0 | 1071 | 12.1 | |

Invalid responses include no response.

65W4) Have you received treatment for the following condition(s) by a healthcare or mental health professional within the last 12 months?

(only includes students that have had an appointment/discussion with a healthcare/mental health professional for the condition within the last 12 months)

Allergies - food allergy

| | Male | | Female | | Unknown | | Total | | |
|-------------------|-------|------|--------|------|---------|------|-------|------|--|
| | Freq. | Pct. | Freq. | Pct. | Freq. | Pct. | Freq. | Pct. | |
| 1 No | 19 | 40 | 121 | 41 | 0 | 0 | 146 | 40.3 | |
| 2 Yes | 28 | 60 | 177 | 59 | 0 | 0 | 216 | 59.7 | |
| Valid responses = | 47 | 13 | 298 | 82 | 0 | 0 | 362 | 4.1 | |

Invalid responses include no response.

65W5) Have you received treatment for the following condition(s) by a healthcare or mental health professional within the last 12 months?

(only includes students that have had an appointment/discussion with a healthcare/mental health professional for the condition within the last 12 months)

Allergies - animals/pets

| | Male | | Female | | Unknown | | Total | | |
|-------------------|-------|------|--------|------|---------|------|-------|------|--|
| | Freq. | Pct. | Freq. | Pct. | Freq. | Pct. | Freq. | Pct. | |
| 1 No | 69 | 47 | 341 | 52 | 2 | 67 | 422 | 50.4 | |
| 2 Yes | 78 | 53 | 321 | 49 | 1 | 33 | 415 | 49.6 | |
| Valid responses = | 147 | 18 | 662 | 79 | 3 | 0 | 837 | 9.5 | |

Invalid responses include no response.



AMERICAN COLLEGE HEALTH ASSOCIATION

American College Health Association-National College Health Assessment (ACHA-NCHA III)

Reference Group Data Report - Fall 2020

American College Health Association

8455 Colesville Road, Suite 740

Silver Spring, MD 20910

(410) 859-1500

www.acha.org

Undergraduate Students

December 18, 2023

FREQUENCY REPORT

Number of Surveys (n) =

8851

Web

Surveys

65W6) Have you received treatment for the following condition(s) by a healthcare or mental health professional within the last 12 months?

(only includes students that have had an appointment/discussion with a healthcare/mental health professional for the condition within the last 12 months)

Allergies - environmental (for example: pollen, grass, dust, mold)

| | Male | | Female | | Unknown | | Total | |
|-------------------|-------|------|--------|------|---------|------|-------|------|
| | Freq. | Pct. | Freq. | Pct. | Freq. | Pct. | Freq. | Pct. |
| 1 No | 0 | 0 | 0 | 0 | 0 | 0 | 0 | 0.0 |
| 2 Yes | 0 | 0 | 0 | 0 | 0 | 0 | 0 | 0.0 |
| Valid responses = | 0 | 0 | 0 | 0 | 0 | 0 | 0 | 0.0 |

Invalid responses include no response.

65W8) Have you received treatment for the following condition(s) by a healthcare or mental health professional within the last 12 months?

(only includes students that have had an appointment/discussion with a healthcare/mental health professional for the condition within the last 12 months)

Asthma

| | Male | | Female | | Unknown | | Total | |
|-------------------|-------|------|--------|------|---------|------|-------|------|
| | Freq. | Pct. | Freq. | Pct. | Freq. | Pct. | Freq. | Pct. |
| 1 No | 15 | 19 | 76 | 17 | 0 | 0 | 96 | 17.8 |
| 2 Yes | 65 | 81 | 362 | 83 | 1 | 100 | 443 | 82.2 |
| Valid responses = | 80 | 15 | 438 | 81 | 1 | 0 | 539 | 6.1 |

Invalid responses include no response.

65W12) Have you received treatment for the following condition(s) by a healthcare or mental health professional within the last 12 months?

(only includes students that have had an appointment/discussion with a healthcare/mental health professional for the condition within the last 12 months)

Cancer

| | Male | | Female | | Unknown | | Total | |
|-------------------|-------|------|--------|------|---------|------|-------|------|
| | Freq. | Pct. | Freq. | Pct. | Freq. | Pct. | Freq. | Pct. |
| 1 No | 3 | 38 | 15 | 50 | 0 | 0 | 18 | 47.4 |
| 2 Yes | 5 | 63 | 15 | 50 | 0 | 0 | 20 | 52.6 |
| Valid responses = | 8 | 21 | 30 | 79 | 0 | 0 | 38 | 0.4 |

Invalid responses include no response.

65W13) Have you received treatment for the following condition(s) by a healthcare or mental health professional within the last 12 months?

(only includes students that have had an appointment/discussion with a healthcare/mental health professional for the condition within the last 12 months)

Celiac disease

| | Male | | Female | | Unknown | | Total | |
|-------------------|-------|------|--------|------|---------|------|-------|------|
| | Freq. | Pct. | Freq. | Pct. | Freq. | Pct. | Freq. | Pct. |
| 1 No | 2 | 67 | 9 | 23 | 0 | 0 | 11 | 25.6 |
| 2 Yes | 1 | 33 | 30 | 77 | 0 | 0 | 32 | 74.4 |
| Valid responses = | 3 | 7 | 39 | 91 | 0 | 0 | 43 | 0.5 |

Invalid responses include no response.

65W14) Have you received treatment for the following condition(s) by a healthcare or mental health professional within the last 12 months?

(only includes students that have had an appointment/discussion with a healthcare/mental health professional for the condition within the last 12 months)

Chronic pain (for example: back or joint pain, arthritis, nerve pain)

| | Male | | Female | | Unknown | | Total | |
|-------------------|-------|------|--------|------|---------|------|-------|------|
| | Freq. | Pct. | Freq. | Pct. | Freq. | Pct. | Freq. | Pct. |
| 1 No | 14 | 21 | 65 | 19 | 0 | 0 | 85 | 19.9 |
| 2 Yes | 54 | 79 | 271 | 81 | 0 | 0 | 343 | 80.1 |
| Valid responses = | 68 | 16 | 336 | 79 | 0 | 0 | 428 | 4.8 |

Invalid responses include no response.

65W16) Have you received treatment for the following condition(s) by a healthcare or mental health professional within the last 12 months?

(only includes students that have had an appointment/discussion with a healthcare/mental health professional for the condition within the last 12 months)

Diabetes or pre-diabetes/insulin resistance

| | Male | | Female | | Unknown | | Total | |
|-------------------|-------|------|--------|------|---------|------|-------|------|
| | Freq. | Pct. | Freq. | Pct. | Freq. | Pct. | Freq. | Pct. |
| 1 No | 9 | 27 | 19 | 21 | 0 | 0 | 29 | 23.0 |
| 2 Yes | 24 | 73 | 71 | 79 | 0 | 0 | 97 | 77.0 |
| Valid responses = | 33 | 26 | 90 | 71 | 0 | 0 | 126 | 1.4 |

Invalid responses include no response.

65W18) Have you received treatment for the following condition(s) by a healthcare or mental health professional within the last 12 months?

(only includes students that have had an appointment/discussion with a healthcare/mental health professional for the condition within the last 12 months)

Endometriosis

| | Male | | Female | | Unknown | | Total | |
|-------------------|-------|------|--------|------|---------|------|-------|------|
| | Freq. | Pct. | Freq. | Pct. | Freq. | Pct. | Freq. | Pct. |
| 1 No | 0 | 0 | 23 | 22 | 0 | 0 | 24 | 22.4 |
| 2 Yes | 0 | 0 | 80 | 78 | 0 | 0 | 83 | 77.6 |
| Valid responses = | 0 | 0 | 103 | 96 | 0 | 0 | 107 | 1.2 |

Invalid responses include no response.



AMERICAN COLLEGE HEALTH ASSOCIATION

American College Health Association-National College Health Assessment (ACHA-NCHA III)

Reference Group Data Report - Fall 2020

American College Health Association

8455 Colesville Road, Suite 740

Silver Spring, MD 20910

(410) 859-1500

www.acha.org

Undergraduate Students

December 18, 2023

FREQUENCY REPORT

Number of Surveys (n) =

8851

Web

Surveys

65W20) Have you received treatment for the following condition(s) by a healthcare or mental health professional within the last 12 months?

(only includes students that have had an appointment/discussion with a healthcare/mental health professional for the condition within the last 12 months)

Genital herpes

| | Male | | Female | | Unknown | | Total | |
|-------------------|-------|------|--------|------|---------|------|-------|------|
| | Freq. | Pct. | Freq. | Pct. | Freq. | Pct. | Freq. | Pct. |
| 1 No | 0 | 0 | 2 | 10 | 0 | 0 | 2 | 8.3 |
| 2 Yes | 3 | 100 | 19 | 91 | 0 | 0 | 22 | 91.7 |
| Valid responses = | 3 | 13 | 21 | 88 | 0 | 0 | 24 | 0.3 |

Invalid responses include no response.

65W21) Have you received treatment for the following condition(s) by a healthcare or mental health professional within the last 12 months?

(only includes students that have had an appointment/discussion with a healthcare/mental health professional for the condition within the last 12 months)

Gastroesophageal Reflux Disease (GERD) or acid reflux

| | Male | | Female | | Unknown | | Total | |
|-------------------|-------|------|--------|------|---------|------|-------|------|
| | Freq. | Pct. | Freq. | Pct. | Freq. | Pct. | Freq. | Pct. |
| 1 No | 3 | 9 | 31 | 15 | 0 | 0 | 34 | 13.8 |
| 2 Yes | 32 | 91 | 175 | 85 | 0 | 0 | 213 | 86.2 |
| Valid responses = | 35 | 14 | 206 | 83 | 0 | 0 | 247 | 2.8 |

Invalid responses include no response.

65W22) Have you received treatment for the following condition(s) by a healthcare or mental health professional within the last 12 months?

(only includes students that have had an appointment/discussion with a healthcare/mental health professional for the condition within the last 12 months)

Heart & vascular disorders (for example: atrial fibrillation or other cardiac arrhythmia, mitral valve prolapse or other valvular heart disease, congenital heart condition)

| | Male | | Female | | Unknown | | Total | |
|-------------------|-------|------|--------|------|---------|------|-------|------|
| | Freq. | Pct. | Freq. | Pct. | Freq. | Pct. | Freq. | Pct. |
| 1 No | 9 | 43 | 29 | 40 | 0 | 0 | 39 | 40.2 |
| 2 Yes | 12 | 57 | 44 | 60 | 0 | 0 | 58 | 59.8 |
| Valid responses = | 21 | 22 | 73 | 75 | 0 | 0 | 97 | 1.1 |

Invalid responses include no response.

65W23) Have you received treatment for the following condition(s) by a healthcare or mental health professional within the last 12 months?

(only includes students that have had an appointment/discussion with a healthcare/mental health professional for the condition within the last 12 months)

Hepatitis B or C

| | Male | | Female | | Unknown | | Total | |
|-------------------|-------|------|--------|------|---------|------|-------|------|
| | Freq. | Pct. | Freq. | Pct. | Freq. | Pct. | Freq. | Pct. |
| 1 No | 1 | 50 | 1 | 20 | 0 | 0 | 2 | 28.6 |
| 2 Yes | 1 | 50 | 4 | 80 | 0 | 0 | 5 | 71.4 |
| Valid responses = | 2 | 29 | 5 | 71 | 0 | 0 | 7 | 0.1 |

Invalid responses include no response.

65W24) Have you received treatment for the following condition(s) by a healthcare or mental health professional within the last 12 months?

(only includes students that have had an appointment/discussion with a healthcare/mental health professional for the condition within the last 12 months)

High blood pressure (hypertension)

| | Male | | Female | | Unknown | | Total | |
|-------------------|-------|------|--------|------|---------|------|-------|------|
| | Freq. | Pct. | Freq. | Pct. | Freq. | Pct. | Freq. | Pct. |
| 1 No | 15 | 28 | 16 | 20 | 0 | 0 | 35 | 25.2 |
| 2 Yes | 39 | 72 | 63 | 80 | 0 | 0 | 104 | 74.8 |
| Valid responses = | 54 | 39 | 79 | 57 | 0 | 0 | 139 | 1.6 |

Invalid responses include no response.

65W25) Have you received treatment for the following condition(s) by a healthcare or mental health professional within the last 12 months?

(only includes students that have had an appointment/discussion with a healthcare/mental health professional for the condition within the last 12 months)

High cholesterol (hyperlipidemia)

| | Male | | Female | | Unknown | | Total | |
|-------------------|-------|------|--------|------|---------|------|-------|------|
| | Freq. | Pct. | Freq. | Pct. | Freq. | Pct. | Freq. | Pct. |
| 1 No | 10 | 30 | 49 | 49 | 0 | 0 | 60 | 44.4 |
| 2 Yes | 23 | 70 | 51 | 51 | 0 | 0 | 75 | 55.6 |
| Valid responses = | 33 | 24 | 100 | 74 | 0 | 0 | 135 | 1.5 |

Invalid responses include no response.

65W26) Have you received treatment for the following condition(s) by a healthcare or mental health professional within the last 12 months?

(only includes students that have had an appointment/discussion with a healthcare/mental health professional for the condition within the last 12 months)

HIV or AIDS

| | Male | | Female | | Unknown | | Total | |
|-------------------|-------|------|--------|------|---------|------|-------|-------|
| | Freq. | Pct. | Freq. | Pct. | Freq. | Pct. | Freq. | Pct. |
| 1 No | 0 | 0 | 0 | 0 | 0 | 0 | 0 | 0.0 |
| 2 Yes | 3 | 100 | 1 | 100 | 0 | 0 | 4 | 100.0 |
| Valid responses = | 3 | 75 | 1 | 25 | 0 | 0 | 4 | 0.0 |

Invalid responses include no response.



AMERICAN COLLEGE HEALTH ASSOCIATION

American College Health Association-National College Health Assessment (ACHA-NCHA III)

Reference Group Data Report - Fall 2020

American College Health Association

8455 Colesville Road, Suite 740

Silver Spring, MD 20910

(410) 859-1500

www.acha.org

Undergraduate Students

December 18, 2023

FREQUENCY REPORT

Number of Surveys (n) =

8851

Web

Surveys

65W27) Have you received treatment for the following condition(s) by a healthcare or mental health professional within the last 12 months?

(only includes students that have had an appointment/discussion with a healthcare/mental health professional for the condition within the last 12 months)

Human papillomavirus (HPV) or genital warts

| | Male | | Female | | Unknown | | Total | | |
|-------------------|-------|------|--------|------|---------|------|-------|------|--|
| | Freq. | Pct. | Freq. | Pct. | Freq. | Pct. | Freq. | Pct. | |
| 1 No | 0 | 0 | 9 | 30 | 0 | 0 | 9 | 25.7 | |
| 2 Yes | 3 | 100 | 21 | 70 | 0 | 0 | 26 | 74.3 | |
| Valid responses = | 3 | 9 | 30 | 86 | 0 | 0 | 35 | 0.4 | |

Invalid responses include no response.

65W29) Have you received treatment for the following condition(s) by a healthcare or mental health professional within the last 12 months?

(only includes students that have had an appointment/discussion with a healthcare/mental health professional for the condition within the last 12 months)

Irritable bowel syndrome (spastic colon or spastic bowel)

| | Male | | Female | | Unknown | | Total | | |
|-------------------|-------|------|--------|------|---------|------|-------|------|--|
| | Freq. | Pct. | Freq. | Pct. | Freq. | Pct. | Freq. | Pct. | |
| 1 No | 4 | 20 | 50 | 25 | 0 | 0 | 56 | 24.2 | |
| 2 Yes | 16 | 80 | 148 | 75 | 0 | 0 | 175 | 75.8 | |
| Valid responses = | 20 | 9 | 198 | 86 | 0 | 0 | 231 | 2.6 | |

Invalid responses include no response.

65W30) Have you received treatment for the following condition(s) by a healthcare or mental health professional within the last 12 months?

(only includes students that have had an appointment/discussion with a healthcare/mental health professional for the condition within the last 12 months)

Migraine headaches

| | Male | | Female | | Unknown | | Total | | |
|-------------------|-------|------|--------|------|---------|------|-------|------|--|
| | Freq. | Pct. | Freq. | Pct. | Freq. | Pct. | Freq. | Pct. | |
| 1 No | 14 | 24 | 115 | 23 | 0 | 0 | 137 | 22.9 | |
| 2 Yes | 45 | 76 | 397 | 78 | 0 | 0 | 461 | 77.1 | |
| Valid responses = | 59 | 10 | 512 | 86 | 0 | 0 | 598 | 6.8 | |

Invalid responses include no response.

65W32) Have you received treatment for the following condition(s) by a healthcare or mental health professional within the last 12 months?

(only includes students that have had an appointment/discussion with a healthcare/mental health professional for the condition within the last 12 months)

Polycystic Ovarian Syndrome (PCOS)

| | Male | | Female | | Unknown | | Total | | |
|-------------------|-------|------|--------|------|---------|------|-------|------|--|
| | Freq. | Pct. | Freq. | Pct. | Freq. | Pct. | Freq. | Pct. | |
| 1 No | 0 | 0 | 45 | 26 | 0 | 0 | 47 | 25.3 | |
| 2 Yes | 1 | 100 | 129 | 74 | 1 | 100 | 139 | 74.7 | |
| Valid responses = | 1 | 1 | 174 | 94 | 1 | 1 | 186 | 2.1 | |

Invalid responses include no response.

65W35) Have you received treatment for the following condition(s) by a healthcare or mental health professional within the last 12 months?

(only includes students that have had an appointment/discussion with a healthcare/mental health professional for the condition within the last 12 months)

Sleep Apnea

| | Male | | Female | | Unknown | | Total | | |
|-------------------|-------|------|--------|------|---------|------|-------|------|--|
| | Freq. | Pct. | Freq. | Pct. | Freq. | Pct. | Freq. | Pct. | |
| 1 No | 3 | 13 | 7 | 18 | 0 | 0 | 13 | 18.3 | |
| 2 Yes | 21 | 88 | 33 | 83 | 0 | 0 | 58 | 81.7 | |
| Valid responses = | 24 | 34 | 40 | 56 | 0 | 0 | 71 | 0.8 | |

Invalid responses include no response.

65W36) Have you received treatment for the following condition(s) by a healthcare or mental health professional within the last 12 months?

(only includes students that have had an appointment/discussion with a healthcare/mental health professional for the condition within the last 12 months)

Thyroid condition or disorder

| | Male | | Female | | Unknown | | Total | | |
|-------------------|-------|------|--------|------|---------|------|-------|------|--|
| | Freq. | Pct. | Freq. | Pct. | Freq. | Pct. | Freq. | Pct. | |
| 1 No | 0 | 0 | 28 | 16 | 0 | 0 | 31 | 15.0 | |
| 2 Yes | 17 | 100 | 150 | 84 | 0 | 0 | 175 | 85.0 | |
| Valid responses = | 17 | 8 | 178 | 86 | 0 | 0 | 206 | 2.3 | |

Invalid responses include no response.

65W39) Have you received treatment for the following condition(s) by a healthcare or mental health professional within the last 12 months?

(only includes students that have had an appointment/discussion with a healthcare/mental health professional for the condition within the last 12 months)

Urinary system disorder (for example: bladder or kidney disease, urinary reflux, interstitial cystitis)

| | Male | | Female | | Unknown | | Total | | |
|-------------------|-------|------|--------|------|---------|------|-------|------|--|
| | Freq. | Pct. | Freq. | Pct. | Freq. | Pct. | Freq. | Pct. | |
| 1 No | 1 | 33 | 9 | 21 | 0 | 0 | 12 | 24.0 | |
| 2 Yes | 2 | 67 | 35 | 80 | 0 | 0 | 38 | 76.0 | |
| Valid responses = | 3 | 6 | 44 | 88 | 0 | 0 | 50 | 0.6 | |

Invalid responses include no response.



AMERICAN COLLEGE HEALTH ASSOCIATION

American College Health Association-National College Health Assessment (ACHA-NCHA III)

Reference Group Data Report - Fall 2020

American College Health Association

8455 Colesville Road, Suite 740

Silver Spring, MD 20910

(410) 859-1500

www.acha.org

Undergraduate Students

December 18, 2023

FREQUENCY REPORT

Number of Surveys (n) =

8851

Web

Surveys

65X1) Did a healthcare or mental health professional tell you that you do not need treatment, or that you can stop treatment, for the following conditions?

(only includes students that have had an appointment/discussion, but have not received treatment for the condition within the last 12 months)

Acne

| | Male | | Female | | Unknown | | Total | |
|-------------------|-------|------|--------|------|---------|------|-------|------|
| | Freq. | Pct. | Freq. | Pct. | Freq. | Pct. | Freq. | Pct. |
| 1 No | 13 | 59 | 50 | 52 | 0 | 0 | 66 | 53.7 |
| 2 Yes | 9 | 41 | 47 | 49 | 1 | 100 | 57 | 46.3 |
| Valid responses = | 22 | 18 | 97 | 79 | 1 | 1 | 123 | 1.4 |

Invalid responses include no response.

65X2) Did a healthcare or mental health professional tell you that you do not need treatment, or that you can stop treatment, for the following conditions?

(only includes students that have had an appointment/discussion, but have not received treatment for the condition within the last 12 months)

ADD/ADHD - Attention Deficit/Hyperactivity Disorder

| | Male | | Female | | Unknown | | Total | |
|-------------------|-------|------|--------|------|---------|------|-------|------|
| | Freq. | Pct. | Freq. | Pct. | Freq. | Pct. | Freq. | Pct. |
| 1 No | 2 | 50 | 3 | 33 | 0 | 0 | 7 | 46.7 |
| 2 Yes | 2 | 50 | 6 | 67 | 0 | 0 | 8 | 53.3 |
| Valid responses = | 4 | 27 | 9 | 60 | 0 | 0 | 15 | 0.2 |

Invalid responses include no response.

65X3) Did a healthcare or mental health professional tell you that you do not need treatment, or that you can stop treatment, for the following conditions?

(only includes students that have had an appointment/discussion, but have not received treatment for the condition within the last 12 months)

Alcohol or Other Drug-Related Abuse or Addiction

| | Male | | Female | | Unknown | | Total | |
|-------------------|-------|------|--------|------|---------|------|-------|------|
| | Freq. | Pct. | Freq. | Pct. | Freq. | Pct. | Freq. | Pct. |
| 1 No | 0 | 0 | 3 | 75 | 0 | 0 | 3 | 75.0 |
| 2 Yes | 0 | 0 | 1 | 25 | 0 | 0 | 1 | 25.0 |
| Valid responses = | 0 | 0 | 4 | 100 | 0 | 0 | 4 | 0.0 |

Invalid responses include no response.

65X4) Did a healthcare or mental health professional tell you that you do not need treatment, or that you can stop treatment, for the following conditions?

(only includes students that have had an appointment/discussion, but have not received treatment for the condition within the last 12 months)

Allergies - food allergy

| | Male | | Female | | Unknown | | Total | |
|-------------------|-------|------|--------|------|---------|------|-------|------|
| | Freq. | Pct. | Freq. | Pct. | Freq. | Pct. | Freq. | Pct. |
| 1 No | 11 | 69 | 58 | 52 | 0 | 0 | 72 | 53.7 |
| 2 Yes | 5 | 31 | 54 | 48 | 0 | 0 | 62 | 46.3 |
| Valid responses = | 16 | 12 | 112 | 84 | 0 | 0 | 134 | 1.5 |

Invalid responses include no response.

65X5) Did a healthcare or mental health professional tell you that you do not need treatment, or that you can stop treatment, for the following conditions?

(only includes students that have had an appointment/discussion, but have not received treatment for the condition within the last 12 months)

Allergies - animals/pets

| | Male | | Female | | Unknown | | Total | |
|-------------------|-------|------|--------|------|---------|------|-------|------|
| | Freq. | Pct. | Freq. | Pct. | Freq. | Pct. | Freq. | Pct. |
| 1 No | 41 | 65 | 198 | 60 | 1 | 50 | 247 | 61.0 |
| 2 Yes | 22 | 35 | 132 | 40 | 1 | 50 | 158 | 39.0 |
| Valid responses = | 63 | 16 | 330 | 81 | 2 | 0 | 405 | 4.6 |

Invalid responses include no response.

65X6) Did a healthcare or mental health professional tell you that you do not need treatment, or that you can stop treatment, for the following conditions?

(only includes students that have had an appointment/discussion, but have not received treatment for the condition within the last 12 months)

Allergies - environmental (for example: pollen, grass, dust, mold)

| | Male | | Female | | Unknown | | Total | |
|-------------------|-------|------|--------|------|---------|------|-------|------|
| | Freq. | Pct. | Freq. | Pct. | Freq. | Pct. | Freq. | Pct. |
| 1 No | 0 | 0 | 0 | 0 | 0 | 0 | 0 | 0.0 |
| 2 Yes | 0 | 0 | 0 | 0 | 0 | 0 | 0 | 0.0 |
| Valid responses = | 0 | 0 | 0 | 0 | 0 | 0 | 0 | 0.0 |

Invalid responses include no response.

65X7) Did a healthcare or mental health professional tell you that you do not need treatment, or that you can stop treatment, for the following conditions?

(only includes students that have had an appointment/discussion, but have not received treatment for the condition within the last 12 months)

Anxiety (for example: Generalized Anxiety, Social Anxiety, Panic Disorder, Specific Phobia)

| | Male | | Female | | Unknown | | Total | |
|-------------------|-------|------|--------|------|---------|------|-------|------|
| | Freq. | Pct. | Freq. | Pct. | Freq. | Pct. | Freq. | Pct. |
| 1 No | 3 | 75 | 27 | 57 | 0 | 0 | 30 | 58.8 |
| 2 Yes | 1 | 25 | 20 | 43 | 0 | 0 | 21 | 41.2 |
| Valid responses = | 4 | 8 | 47 | 92 | 0 | 0 | 51 | 0.6 |

Invalid responses include no response.



AMERICAN COLLEGE HEALTH ASSOCIATION

American College Health Association-National College Health Assessment (ACHA-NCHA III)

Reference Group Data Report - Fall 2020

American College Health Association

8455 Colesville Road, Suite 740

Silver Spring, MD 20910

(410) 859-1500

www.acha.org

Undergraduate Students

December 18, 2023

FREQUENCY REPORT

Number of Surveys (n) =

8851 Web Surveys

65X8) Did a healthcare or mental health professional tell you that you do not need treatment, or that you can stop treatment, for the following conditions?

(only includes students that have had an appointment/discussion, but have not received treatment for the condition within the last 12 months)

Asthma

| | Male | | Female | | Unknown | | Total | |
|-------------------|-------|------|--------|------|---------|------|-------|------|
| | Freq. | Pct. | Freq. | Pct. | Freq. | Pct. | Freq. | Pct. |
| 1 No | 7 | 47 | 40 | 56 | 0 | 0 | 51 | 56.0 |
| 2 Yes | 8 | 53 | 31 | 44 | 0 | 0 | 40 | 44.0 |
| Valid responses = | 15 | 16 | 71 | 78 | 0 | 0 | 91 | 1.0 |

Invalid responses include no response.

65X9) Did a healthcare or mental health professional tell you that you do not need treatment, or that you can stop treatment, for the following conditions?

(only includes students that have had an appointment/discussion, but have not received treatment for the condition within the last 12 months)

Autism spectrum

| | Male | | Female | | Unknown | | Total | |
|-------------------|-------|------|--------|------|---------|------|-------|------|
| | Freq. | Pct. | Freq. | Pct. | Freq. | Pct. | Freq. | Pct. |
| 1 No | 1 | 50 | 0 | 0 | 0 | 0 | 1 | 50.0 |
| 2 Yes | 1 | 50 | 0 | 0 | 0 | 0 | 1 | 50.0 |
| Valid responses = | 2 | 100 | 0 | 0 | 0 | 0 | 2 | 0.0 |

Invalid responses include no response.

65X10) Did a healthcare or mental health professional tell you that you do not need treatment, or that you can stop treatment, for the following conditions?

(only includes students that have had an appointment/discussion, but have not received treatment for the condition within the last 12 months)

Bipolar and Related Conditions (for example: Bipolar I, II, Hypomanic Episode)

| | Male | | Female | | Unknown | | Total | |
|-------------------|-------|------|--------|------|---------|------|-------|------|
| | Freq. | Pct. | Freq. | Pct. | Freq. | Pct. | Freq. | Pct. |
| 1 No | 1 | 50 | 2 | 100 | 0 | 0 | 3 | 75.0 |
| 2 Yes | 1 | 50 | 0 | 0 | 0 | 0 | 1 | 25.0 |
| Valid responses = | 2 | 50 | 2 | 50 | 0 | 0 | 4 | 0.0 |

Invalid responses include no response.

65X11) Did a healthcare or mental health professional tell you that you do not need treatment, or that you can stop treatment, for the following conditions?

(only includes students that have had an appointment/discussion, but have not received treatment for the condition within the last 12 months)

Borderline Personality Disorder (BPD), Avoidant Personality, Dependent Personality, or another personality disorder

| | Male | | Female | | Unknown | | Total | |
|-------------------|-------|------|--------|------|---------|------|-------|-------|
| | Freq. | Pct. | Freq. | Pct. | Freq. | Pct. | Freq. | Pct. |
| 1 No | 0 | 0 | 1 | 100 | 0 | 0 | 1 | 100.0 |
| 2 Yes | 0 | 0 | 0 | 0 | 0 | 0 | 0 | 0.0 |
| Valid responses = | 0 | 0 | 1 | 100 | 0 | 0 | 1 | 0.0 |

Invalid responses include no response.

65X12) Did a healthcare or mental health professional tell you that you do not need treatment, or that you can stop treatment, for the following conditions?

(only includes students that have had an appointment/discussion, but have not received treatment for the condition within the last 12 months)

Cancer

| | Male | | Female | | Unknown | | Total | |
|-------------------|-------|------|--------|------|---------|------|-------|------|
| | Freq. | Pct. | Freq. | Pct. | Freq. | Pct. | Freq. | Pct. |
| 1 No | 1 | 33 | 5 | 36 | 0 | 0 | 6 | 35.3 |
| 2 Yes | 2 | 67 | 9 | 64 | 0 | 0 | 11 | 64.7 |
| Valid responses = | 3 | 18 | 14 | 82 | 0 | 0 | 17 | 0.2 |

Invalid responses include no response.

65X13) Did a healthcare or mental health professional tell you that you do not need treatment, or that you can stop treatment, for the following conditions?

(only includes students that have had an appointment/discussion, but have not received treatment for the condition within the last 12 months)

Celiac disease

| | Male | | Female | | Unknown | | Total | |
|-------------------|-------|------|--------|------|---------|------|-------|------|
| | Freq. | Pct. | Freq. | Pct. | Freq. | Pct. | Freq. | Pct. |
| 1 No | 2 | 100 | 5 | 71 | 0 | 0 | 7 | 77.8 |
| 2 Yes | 0 | 0 | 2 | 29 | 0 | 0 | 2 | 22.2 |
| Valid responses = | 2 | 22 | 7 | 78 | 0 | 0 | 9 | 0.1 |

Invalid responses include no response.

65X14) Did a healthcare or mental health professional tell you that you do not need treatment, or that you can stop treatment, for the following conditions?

(only includes students that have had an appointment/discussion, but have not received treatment for the condition within the last 12 months)

Chronic pain (for example: back or joint pain, arthritis, nerve pain)

| | Male | | Female | | Unknown | | Total | |
|-------------------|-------|------|--------|------|---------|------|-------|------|
| | Freq. | Pct. | Freq. | Pct. | Freq. | Pct. | Freq. | Pct. |
| 1 No | 11 | 79 | 42 | 66 | 0 | 0 | 57 | 67.9 |
| 2 Yes | 3 | 21 | 22 | 34 | 0 | 0 | 27 | 32.1 |
| Valid responses = | 14 | 17 | 64 | 76 | 0 | 0 | 84 | 0.9 |

Invalid responses include no response.



AMERICAN COLLEGE HEALTH ASSOCIATION

American College Health Association-National College Health Assessment (ACHA-NCHA III)

Reference Group Data Report - Fall 2020

American College Health Association

8455 Colesville Road, Suite 740

Silver Spring, MD 20910

(410) 859-1500

www.acha.org

Undergraduate Students

December 18, 2023

FREQUENCY REPORT

Number of Surveys (n) =

8851 Web Surveys

65X15) Did a healthcare or mental health professional tell you that you do not need treatment, or that you can stop treatment, for the following conditions?

(only includes students that have had an appointment/discussion, but have not received treatment for the condition within the last 12 months)

Depression (for example: Major depression, persistent depressive disorder, disruptive mood disorder)

| | Male | | Female | | Unknown | | Total | |
|-------------------|-------|------|--------|------|---------|------|-------|------|
| | Freq. | Pct. | Freq. | Pct. | Freq. | Pct. | Freq. | Pct. |
| 1 No | 2 | 67 | 13 | 54 | 0 | 0 | 15 | 53.6 |
| 2 Yes | 1 | 33 | 11 | 46 | 0 | 0 | 13 | 46.4 |
| Valid responses = | 3 | 11 | 24 | 86 | 0 | 0 | 28 | 0.3 |

Invalid responses include no response.

65X16) Did a healthcare or mental health professional tell you that you do not need treatment, or that you can stop treatment, for the following conditions?

(only includes students that have had an appointment/discussion, but have not received treatment for the condition within the last 12 months)

Diabetes or pre-diabetes/insulin resistance

| | Male | | Female | | Unknown | | Total | |
|-------------------|-------|------|--------|------|---------|------|-------|------|
| | Freq. | Pct. | Freq. | Pct. | Freq. | Pct. | Freq. | Pct. |
| 1 No | 3 | 33 | 8 | 44 | 0 | 0 | 11 | 39.3 |
| 2 Yes | 6 | 67 | 10 | 56 | 0 | 0 | 17 | 60.7 |
| Valid responses = | 9 | 32 | 18 | 64 | 0 | 0 | 28 | 0.3 |

Invalid responses include no response.

65X17) Did a healthcare or mental health professional tell you that you do not need treatment, or that you can stop treatment, for the following conditions?

(only includes students that have had an appointment/discussion, but have not received treatment for the condition within the last 12 months)

Eating Disorders (for example: Anorexia Nervosa, Bulimia Nervosa, Binge-Eating)

| | Male | | Female | | Unknown | | Total | |
|-------------------|-------|------|--------|------|---------|------|-------|------|
| | Freq. | Pct. | Freq. | Pct. | Freq. | Pct. | Freq. | Pct. |
| 1 No | 0 | 0 | 10 | 83 | 0 | 0 | 10 | 83.3 |
| 2 Yes | 0 | 0 | 2 | 17 | 0 | 0 | 2 | 16.7 |
| Valid responses = | 0 | 0 | 12 | 100 | 0 | 0 | 12 | 0.1 |

Invalid responses include no response.

65X18) Did a healthcare or mental health professional tell you that you do not need treatment, or that you can stop treatment, for the following conditions?

(only includes students that have had an appointment/discussion, but have not received treatment for the condition within the last 12 months)

Endometriosis

| | Male | | Female | | Unknown | | Total | |
|-------------------|-------|------|--------|------|---------|------|-------|------|
| | Freq. | Pct. | Freq. | Pct. | Freq. | Pct. | Freq. | Pct. |
| 1 No | 0 | 0 | 13 | 62 | 0 | 0 | 13 | 59.1 |
| 2 Yes | 0 | 0 | 8 | 38 | 0 | 0 | 9 | 40.9 |
| Valid responses = | 0 | 0 | 21 | 95 | 0 | 0 | 22 | 0.2 |

Invalid responses include no response.

65X19) Did a healthcare or mental health professional tell you that you do not need treatment, or that you can stop treatment, for the following conditions?

(only includes students that have had an appointment/discussion, but have not received treatment for the condition within the last 12 months)

Gambling Disorder

| | Male | | Female | | Unknown | | Total | |
|-------------------|-------|------|--------|------|---------|------|-------|------|
| | Freq. | Pct. | Freq. | Pct. | Freq. | Pct. | Freq. | Pct. |
| 1 No | 0 | 0 | 0 | 0 | 0 | 0 | 0 | 0.0 |
| 2 Yes | 0 | 0 | 0 | 0 | 0 | 0 | 0 | 0.0 |
| Valid responses = | 0 | 0 | 0 | 0 | 0 | 0 | 0 | 0.0 |

Invalid responses include no response.

65X20) Did a healthcare or mental health professional tell you that you do not need treatment, or that you can stop treatment, for the following conditions?

(only includes students that have had an appointment/discussion, but have not received treatment for the condition within the last 12 months)

Genital herpes

| | Male | | Female | | Unknown | | Total | |
|-------------------|-------|------|--------|------|---------|------|-------|------|
| | Freq. | Pct. | Freq. | Pct. | Freq. | Pct. | Freq. | Pct. |
| 1 No | 0 | 0 | 1 | 50 | 0 | 0 | 1 | 50.0 |
| 2 Yes | 0 | 0 | 1 | 50 | 0 | 0 | 1 | 50.0 |
| Valid responses = | 0 | 0 | 2 | 100 | 0 | 0 | 2 | 0.0 |

Invalid responses include no response.

65X21) Did a healthcare or mental health professional tell you that you do not need treatment, or that you can stop treatment, for the following conditions?

(only includes students that have had an appointment/discussion, but have not received treatment for the condition within the last 12 months)

Gastroesophageal Reflux Disease (GERD) or acid reflux

| | Male | | Female | | Unknown | | Total | |
|-------------------|-------|------|--------|------|---------|------|-------|------|
| | Freq. | Pct. | Freq. | Pct. | Freq. | Pct. | Freq. | Pct. |
| 1 No | 1 | 33 | 17 | 57 | 0 | 0 | 18 | 54.5 |
| 2 Yes | 2 | 67 | 13 | 43 | 0 | 0 | 15 | 45.5 |
| Valid responses = | 3 | 9 | 30 | 91 | 0 | 0 | 33 | 0.4 |

Invalid responses include no response.



AMERICAN COLLEGE HEALTH ASSOCIATION

American College Health Association-National College Health Assessment (ACHA-NCHA III)

Reference Group Data Report - Fall 2020

American College Health Association

8455 Colesville Road, Suite 740

Silver Spring, MD 20910

(410) 859-1500

www.acha.org

Undergraduate Students

December 18, 2023

FREQUENCY REPORT

Number of Surveys (n) =

8851 Web Surveys

65X22) Did a healthcare or mental health professional tell you that you do not need treatment, or that you can stop treatment, for the following conditions?

(only includes students that have had an appointment/discussion, but have not received treatment for the condition within the last 12 months)

Heart & vascular disorders (for example: atrial fibrillation or other cardiac arrhythmia, mitral valve prolapse or other valvular heart disease, congenital heart condition)

| | Male | | Female | | Unknown | | Total | |
|-------------------|-------|------|--------|------|---------|------|-------|------|
| | Freq. | Pct. | Freq. | Pct. | Freq. | Pct. | Freq. | Pct. |
| 1 No | 3 | 38 | 10 | 37 | 0 | 0 | 13 | 36.1 |
| 2 Yes | 5 | 63 | 17 | 63 | 0 | 0 | 23 | 63.9 |
| Valid responses = | 8 | 22 | 27 | 75 | 0 | 0 | 36 | 0.4 |

Invalid responses include no response.

65X23) Did a healthcare or mental health professional tell you that you do not need treatment, or that you can stop treatment, for the following conditions?

(only includes students that have had an appointment/discussion, but have not received treatment for the condition within the last 12 months)

Hepatitis B or C

| | Male | | Female | | Unknown | | Total | |
|-------------------|-------|------|--------|------|---------|------|-------|------|
| | Freq. | Pct. | Freq. | Pct. | Freq. | Pct. | Freq. | Pct. |
| 1 No | 0 | 0 | 1 | 100 | 0 | 0 | 1 | 50.0 |
| 2 Yes | 1 | 100 | 0 | 0 | 0 | 0 | 1 | 50.0 |
| Valid responses = | 1 | 50 | 1 | 50 | 0 | 0 | 2 | 0.0 |

Invalid responses include no response.

65X24) Did a healthcare or mental health professional tell you that you do not need treatment, or that you can stop treatment, for the following conditions?

(only includes students that have had an appointment/discussion, but have not received treatment for the condition within the last 12 months)

High blood pressure (hypertension)

| | Male | | Female | | Unknown | | Total | |
|-------------------|-------|------|--------|------|---------|------|-------|------|
| | Freq. | Pct. | Freq. | Pct. | Freq. | Pct. | Freq. | Pct. |
| 1 No | 8 | 57 | 6 | 38 | 0 | 0 | 15 | 44.1 |
| 2 Yes | 6 | 43 | 10 | 63 | 0 | 0 | 19 | 55.9 |
| Valid responses = | 14 | 41 | 16 | 47 | 0 | 0 | 34 | 0.4 |

Invalid responses include no response.

65X25) Did a healthcare or mental health professional tell you that you do not need treatment, or that you can stop treatment, for the following conditions?

(only includes students that have had an appointment/discussion, but have not received treatment for the condition within the last 12 months)

High cholesterol (hyperlipidemia)

| | Male | | Female | | Unknown | | Total | |
|-------------------|-------|------|--------|------|---------|------|-------|------|
| | Freq. | Pct. | Freq. | Pct. | Freq. | Pct. | Freq. | Pct. |
| 1 No | 3 | 38 | 17 | 36 | 0 | 0 | 20 | 35.7 |
| 2 Yes | 5 | 63 | 30 | 64 | 0 | 0 | 36 | 64.3 |
| Valid responses = | 8 | 14 | 47 | 84 | 0 | 0 | 56 | 0.6 |

Invalid responses include no response.

65X26) Did a healthcare or mental health professional tell you that you do not need treatment, or that you can stop treatment, for the following conditions?

or that you can stop treatment, for the following conditions?

(only includes students that have had an appointment/discussion, but have not received treatment for the condition within the last 12 months)

HIV or AIDS

| | Male | | Female | | Unknown | | Total | |
|-------------------|-------|------|--------|------|---------|------|-------|------|
| | Freq. | Pct. | Freq. | Pct. | Freq. | Pct. | Freq. | Pct. |
| 1 No | 0 | 0 | 0 | 0 | 0 | 0 | 0 | 0.0 |
| 2 Yes | 0 | 0 | 0 | 0 | 0 | 0 | 0 | 0.0 |
| Valid responses = | 0 | 0 | 0 | 0 | 0 | 0 | 0 | 0.0 |

Invalid responses include no response.

65X27) Did a healthcare or mental health professional tell you that you do not need treatment, or that you can stop treatment, for the following conditions?

or that you can stop treatment, for the following conditions?

(only includes students that have had an appointment/discussion, but have not received treatment for the condition within the last 12 months)

Human papillomavirus (HPV) or genital warts

| | Male | | Female | | Unknown | | Total | |
|-------------------|-------|------|--------|------|---------|------|-------|------|
| | Freq. | Pct. | Freq. | Pct. | Freq. | Pct. | Freq. | Pct. |
| 1 No | 0 | 0 | 3 | 33 | 0 | 0 | 3 | 33.3 |
| 2 Yes | 0 | 0 | 6 | 67 | 0 | 0 | 6 | 66.7 |
| Valid responses = | 0 | 0 | 9 | 100 | 0 | 0 | 9 | 0.1 |

Invalid responses include no response.

65X28) Did a healthcare or mental health professional tell you that you do not need treatment, or that you can stop treatment, for the following conditions?

(only includes students that have had an appointment/discussion, but have not received treatment for the condition within the last 12 months)

Insomnia

| | Male | | Female | | Unknown | | Total | |
|-------------------|-------|------|--------|------|---------|------|-------|------|
| | Freq. | Pct. | Freq. | Pct. | Freq. | Pct. | Freq. | Pct. |
| 1 No | 3 | 75 | 12 | 75 | 0 | 0 | 16 | 76.2 |
| 2 Yes | 1 | 25 | 4 | 25 | 0 | 0 | 5 | 23.8 |
| Valid responses = | 4 | 19 | 16 | 76 | 0 | 0 | 21 | 0.2 |

Invalid responses include no response.



AMERICAN COLLEGE HEALTH ASSOCIATION

American College Health Association-National College Health Assessment (ACHA-NCHA III)

Reference Group Data Report - Fall 2020

American College Health Association

8455 Colesville Road, Suite 740

Silver Spring, MD 20910

(410) 859-1500

www.acha.org

Undergraduate Students

December 18, 2023

FREQUENCY REPORT

Number of Surveys (n) =

8851

Web

Surveys

65X29) Did a healthcare or mental health professional tell you that you do not need treatment, or that you can stop treatment, for the following conditions?

(only includes students that have had an appointment/discussion, but have not received treatment for the condition within the last 12 months)

Irritable bowel syndrome (spastic colon or spastic bowel)

| | Male | | Female | | Unknown | | Total | | |
|-------------------|-------|------|--------|------|---------|------|-------|------|--|
| | Freq. | Pct. | Freq. | Pct. | Freq. | Pct. | Freq. | Pct. | |
| 1 No | 2 | 50 | 27 | 55 | 0 | 0 | 30 | 54.5 | |
| 2 Yes | 2 | 50 | 22 | 45 | 0 | 0 | 25 | 45.5 | |
| Valid responses = | 4 | 7 | 49 | 89 | 0 | 0 | 55 | 0.6 | |

Invalid responses include no response.

65X30) Did a healthcare or mental health professional tell you that you do not need treatment, or that you can stop treatment, for the following conditions?

(only includes students that have had an appointment/discussion, but have not received treatment for the condition within the last 12 months)

Migraine headaches

| | Male | | Female | | Unknown | | Total | | |
|-------------------|-------|------|--------|------|---------|------|-------|------|--|
| | Freq. | Pct. | Freq. | Pct. | Freq. | Pct. | Freq. | Pct. | |
| 1 No | 6 | 50 | 64 | 60 | 0 | 0 | 75 | 59.1 | |
| 2 Yes | 6 | 50 | 43 | 40 | 0 | 0 | 52 | 40.9 | |
| Valid responses = | 12 | 9 | 107 | 84 | 0 | 0 | 127 | 1.4 | |

Invalid responses include no response.

65X31) Did a healthcare or mental health professional tell you that you do not need treatment, or that you can stop treatment, for the following conditions?

(only includes students that have had an appointment/discussion, but have not received treatment for the condition within the last 12 months)

Obsessive-Compulsive and Related Conditions (for example: OCD, Body Dysmorphia, Hoarding, Trichotillomania and other body-focused repetitive behavior disorders)

| | Male | | Female | | Unknown | | Total | | |
|-------------------|-------|------|--------|------|---------|------|-------|-------|--|
| | Freq. | Pct. | Freq. | Pct. | Freq. | Pct. | Freq. | Pct. | |
| 1 No | 2 | 100 | 3 | 100 | 0 | 0 | 6 | 100.0 | |
| 2 Yes | 0 | 0 | 0 | 0 | 0 | 0 | 0 | 0.0 | |
| Valid responses = | 2 | 33 | 3 | 50 | 0 | 0 | 6 | 0.1 | |

Invalid responses include no response.

65X32) Did a healthcare or mental health professional tell you that you do not need treatment, or that you can stop treatment, for the following conditions?

(only includes students that have had an appointment/discussion, but have not received treatment for the condition within the last 12 months)

Polycystic Ovarian Syndrome (PCOS)

| | Male | | Female | | Unknown | | Total | | |
|-------------------|-------|------|--------|------|---------|------|-------|------|--|
| | Freq. | Pct. | Freq. | Pct. | Freq. | Pct. | Freq. | Pct. | |
| 1 No | 0 | 0 | 29 | 67 | 0 | 0 | 30 | 66.7 | |
| 2 Yes | 0 | 0 | 14 | 33 | 0 | 0 | 15 | 33.3 | |
| Valid responses = | 0 | 0 | 43 | 96 | 0 | 0 | 45 | 0.5 | |

Invalid responses include no response.

65X33) Did a healthcare or mental health professional tell you that you do not need treatment, or that you can stop treatment, for the following conditions?

(only includes students that have had an appointment/discussion, but have not received treatment for the condition within the last 12 months)

PTSD (Posttraumatic Stress Disorder), Acute Stress Disorder, Adjustment Disorder, or another trauma- or stressor-related condition

| | Male | | Female | | Unknown | | Total | | |
|-------------------|-------|------|--------|------|---------|------|-------|------|--|
| | Freq. | Pct. | Freq. | Pct. | Freq. | Pct. | Freq. | Pct. | |
| 1 No | 0 | 0 | 8 | 73 | 0 | 0 | 8 | 61.5 | |
| 2 Yes | 2 | 100 | 3 | 27 | 0 | 0 | 5 | 38.5 | |
| Valid responses = | 2 | 15 | 11 | 85 | 0 | 0 | 13 | 0.1 | |

Invalid responses include no response.

65X34) Did a healthcare or mental health professional tell you that you do not need treatment, or that you can stop treatment, for the following conditions?

(only includes students that have had an appointment/discussion, but have not received treatment for the condition within the last 12 months)

Schizophrenia and Other Psychotic Conditions (for example: Schizophrenia, Schizoaffective Disorder, Schizophreniform Disorder, Delusional Disorder)

| | Male | | Female | | Unknown | | Total | | |
|-------------------|-------|------|--------|------|---------|------|-------|------|--|
| | Freq. | Pct. | Freq. | Pct. | Freq. | Pct. | Freq. | Pct. | |
| 1 No | 0 | 0 | 0 | 0 | 0 | 0 | 0 | 0.0 | |
| 2 Yes | 0 | 0 | 0 | 0 | 0 | 0 | 0 | 0.0 | |
| Valid responses = | 0 | 0 | 0 | 0 | 0 | 0 | 0 | 0.0 | |

Invalid responses include no response.

65X35) Did a healthcare or mental health professional tell you that you do not need treatment, or that you can stop treatment, for the following conditions?

(only includes students that have had an appointment/discussion, but have not received treatment for the condition within the last 12 months)

Sleep Apnea

| | Male | | Female | | Unknown | | Total | | |
|-------------------|-------|------|--------|------|---------|------|-------|------|--|
| | Freq. | Pct. | Freq. | Pct. | Freq. | Pct. | Freq. | Pct. | |
| 1 No | 1 | 33 | 4 | 67 | 0 | 0 | 7 | 58.3 | |
| 2 Yes | 2 | 67 | 2 | 33 | 0 | 0 | 5 | 41.7 | |
| Valid responses = | 3 | 25 | 6 | 50 | 0 | 0 | 12 | 0.1 | |

Invalid responses include no response.



AMERICAN COLLEGE HEALTH ASSOCIATION

American College Health Association-National College Health Assessment (ACHA-NCHA III)

Reference Group Data Report - Fall 2020

American College Health Association

8455 Colesville Road, Suite 740

Silver Spring, MD 20910

(410) 859-1500

www.acha.org

Undergraduate Students

December 18, 2023

FREQUENCY REPORT

Number of Surveys (n) =

8851 Web Surveys

65X36) Did a healthcare or mental health professional tell you that you do not need treatment, or that you can stop treatment, for the following conditions?

(only includes students that have had an appointment/discussion, but have not received treatment for the condition within the last 12 months)

Thyroid condition or disorder

| | Male | | Female | | Unknown | | Total | | |
|-------------------|-------|------|--------|------|---------|------|-------|------|--|
| | Freq. | Pct. | Freq. | Pct. | Freq. | Pct. | Freq. | Pct. | |
| 1 No | 0 | 0 | 11 | 39 | 0 | 0 | 13 | 41.9 | |
| 2 Yes | 0 | 0 | 17 | 61 | 0 | 0 | 18 | 58.1 | |
| Valid responses = | 0 | 0 | 28 | 90 | 0 | 0 | 31 | 0.4 | |

Invalid responses include no response.

65X37) Did a healthcare or mental health professional tell you that you do not need treatment, or that you can stop treatment, for the following conditions?

(only includes students that have had an appointment/discussion, but have not received treatment for the condition within the last 12 months)

Tourette's or other neurodevelopmental condition not already listed

| | Male | | Female | | Unknown | | Total | | |
|-------------------|-------|------|--------|------|---------|------|-------|-------|--|
| | Freq. | Pct. | Freq. | Pct. | Freq. | Pct. | Freq. | Pct. | |
| 1 No | 1 | 100 | 2 | 100 | 0 | 0 | 3 | 100.0 | |
| 2 Yes | 0 | 0 | 0 | 0 | 0 | 0 | 0 | 0.0 | |
| Valid responses = | 1 | 33 | 2 | 67 | 0 | 0 | 3 | 0.0 | |

Invalid responses include no response.

65X38) Did a healthcare or mental health professional tell you that you do not need treatment, or that you can stop treatment, for the following conditions?

(only includes students that have had an appointment/discussion, but have not received treatment for the condition within the last 12 months)

Traumatic brain injury (TBI)

| | Male | | Female | | Unknown | | Total | | |
|-------------------|-------|------|--------|------|---------|------|-------|-------|--|
| | Freq. | Pct. | Freq. | Pct. | Freq. | Pct. | Freq. | Pct. | |
| 1 No | 0 | 0 | 0 | 0 | 0 | 0 | 0 | 0.0 | |
| 2 Yes | 1 | 100 | 1 | 100 | 0 | 0 | 2 | 100.0 | |
| Valid responses = | 1 | 50 | 1 | 50 | 0 | 0 | 2 | 0.0 | |

Invalid responses include no response.

65X39) Did a healthcare or mental health professional tell you that you do not need treatment, or that you can stop treatment, for the following conditions?

(only includes students that have had an appointment/discussion, but have not received treatment for the condition within the last 12 months)

Urinary system disorder (for example: bladder or kidney disease, urinary reflux, interstitial cystitis)

| | Male | | Female | | Unknown | | Total | | |
|-------------------|-------|------|--------|------|---------|------|-------|------|--|
| | Freq. | Pct. | Freq. | Pct. | Freq. | Pct. | Freq. | Pct. | |
| 1 No | 1 | 100 | 3 | 38 | 0 | 0 | 5 | 45.5 | |
| 2 Yes | 0 | 0 | 5 | 63 | 0 | 0 | 6 | 54.5 | |
| Valid responses = | 1 | 9 | 8 | 73 | 0 | 0 | 11 | 0.1 | |

Invalid responses include no response.

65Y) Within the last 12 months, to what extent did your ongoing or chronic condition(s) negatively affect your academic performance?

(only includes students with an ongoing or chronic condition)

| | Male | | Female | | Unknown | | Total | | |
|--|-------|------|--------|------|---------|------|-------|------|--|
| | Freq. | Pct. | Freq. | Pct. | Freq. | Pct. | Freq. | Pct. | |
| 1 Did not affect academic performance | 1102 | 72 | 2967 | 62 | 7 | 70 | 4191 | 63.1 | |
| 2 Negatively impacted performance in a class | 341 | 22 | 1596 | 33 | 3 | 30 | 2066 | 31.1 | |
| 3 Delayed progress towards degree | 80 | 5 | 264 | 6 | 0 | 0 | 382 | 5.8 | |
| Valid responses = | 1523 | 23 | 4827 | 73 | 10 | 0 | 6639 | 75.0 | |

Invalid responses include no response.

66A) Within the last 12 months, have any of the following affected your academic performance?

Assault (physical)

| | Male | | Female | | Unknown | | Total | | |
|--|-------|------|--------|------|---------|------|-------|------|--|
| | Freq. | Pct. | Freq. | Pct. | Freq. | Pct. | Freq. | Pct. | |
| 1 Did not experience this issue | 2231 | 98 | 5982 | 97 | 16 | 100 | 8539 | 97.0 | |
| 2 Did not affect academic performance | 53 | 2 | 132 | 2 | 0 | 0 | 199 | 2.3 | |
| 3 Negatively impacted performance in a class | 3 | 0 | 43 | 1 | 0 | 0 | 51 | 0.6 | |
| 4 Delayed progress towards degree | 2 | 0 | 14 | 0 | 0 | 0 | 18 | 0.2 | |
| Valid responses = | 2289 | 26 | 6171 | 70 | 16 | 0 | 8807 | 99.5 | |

Invalid responses include no response.

66B) Within the last 12 months, have any of the following affected your academic performance?

Assault (sexual)

| | Male | | Female | | Unknown | | Total | | |
|--|-------|------|--------|------|---------|------|-------|------|--|
| | Freq. | Pct. | Freq. | Pct. | Freq. | Pct. | Freq. | Pct. | |
| 1 Did not experience this issue | 2234 | 98 | 5671 | 92 | 16 | 100 | 8211 | 93.5 | |
| 2 Did not affect academic performance | 39 | 2 | 337 | 6 | 0 | 0 | 396 | 4.5 | |
| 3 Negatively impacted performance in a class | 11 | 1 | 111 | 2 | 0 | 0 | 138 | 1.6 | |
| 4 Delayed progress towards degree | 2 | 0 | 31 | 1 | 0 | 0 | 37 | 0.4 | |
| Valid responses = | 2286 | 26 | 6150 | 70 | 16 | 0 | 8782 | 99.2 | |

Invalid responses include no response.



AMERICAN COLLEGE HEALTH ASSOCIATION

American College Health Association-National College Health Assessment (ACHA-NCHA III)

Reference Group Data Report - Fall 2020

American College Health Association

8455 Colesville Road, Suite 740

Silver Spring, MD 20910

(410) 859-1500

www.acha.org

Undergraduate Students

December 18, 2023

FREQUENCY REPORT

Number of Surveys (n) =

8851 Web Surveys

66C) Within the last 12 months, have any of the following affected your academic performance?

Allergies

| | Male | | Female | | Unknown | | Total | |
|--|-------|------|--------|------|---------|------|-------|------|
| | Freq. | Pct. | Freq. | Pct. | Freq. | Pct. | Freq. | Pct. |
| 1 Did not experience this issue | 1503 | 66 | 3554 | 58 | 13 | 81 | 5256 | 60.0 |
| 2 Did not affect academic performance | 727 | 32 | 2410 | 39 | 3 | 19 | 3273 | 37.3 |
| 3 Negatively impacted performance in a class | 48 | 2 | 164 | 3 | 0 | 0 | 222 | 2.5 |
| 4 Delayed progress towards degree | 4 | 0 | 11 | 0 | 0 | 0 | 16 | 0.2 |
| Valid responses = | 2282 | 26 | 6139 | 70 | 16 | 0 | 8767 | 99.1 |

Invalid responses include no response.

66D) Within the last 12 months, have any of the following affected your academic performance?

Anxiety

| | Male | | Female | | Unknown | | Total | |
|--|-------|------|--------|------|---------|------|-------|------|
| | Freq. | Pct. | Freq. | Pct. | Freq. | Pct. | Freq. | Pct. |
| 1 Did not experience this issue | 1131 | 50 | 1750 | 29 | 9 | 53 | 2952 | 33.7 |
| 2 Did not affect academic performance | 608 | 27 | 2007 | 33 | 5 | 29 | 2698 | 30.8 |
| 3 Negatively impacted performance in a class | 477 | 21 | 2139 | 35 | 3 | 18 | 2775 | 31.6 |
| 4 Delayed progress towards degree | 59 | 3 | 250 | 4 | 0 | 0 | 344 | 3.9 |
| Valid responses = | 2275 | 26 | 6146 | 70 | 17 | 0 | 8769 | 99.1 |

Invalid responses include no response.

66E) Within the last 12 months, have any of the following affected your academic performance?

Attention-Deficit/Hyperactivity Disorder (ADHD) or Attention-Deficit Disorder (ADD)

| | Male | | Female | | Unknown | | Total | |
|--|-------|------|--------|------|---------|------|-------|------|
| | Freq. | Pct. | Freq. | Pct. | Freq. | Pct. | Freq. | Pct. |
| 1 Did not experience this issue | 1912 | 84 | 5272 | 85 | 14 | 88 | 7431 | 84.4 |
| 2 Did not affect academic performance | 149 | 7 | 296 | 5 | 0 | 0 | 467 | 5.3 |
| 3 Negatively impacted performance in a class | 188 | 8 | 515 | 8 | 2 | 13 | 762 | 8.7 |
| 4 Delayed progress towards degree | 36 | 2 | 93 | 2 | 0 | 0 | 148 | 1.7 |
| Valid responses = | 2285 | 26 | 6176 | 70 | 16 | 0 | 8808 | 99.5 |

Invalid responses include no response.

66F) Within the last 12 months, have any of the following affected your academic performance?

Concussion or Traumatic Brain Injury (TBI)

| | Male | | Female | | Unknown | | Total | |
|--|-------|------|--------|------|---------|------|-------|------|
| | Freq. | Pct. | Freq. | Pct. | Freq. | Pct. | Freq. | Pct. |
| 1 Did not experience this issue | 2205 | 97 | 5879 | 95 | 16 | 100 | 8413 | 95.6 |
| 2 Did not affect academic performance | 50 | 2 | 142 | 2 | 0 | 0 | 199 | 2.3 |
| 3 Negatively impacted performance in a class | 23 | 1 | 131 | 2 | 0 | 0 | 159 | 1.8 |
| 4 Delayed progress towards degree | 7 | 0 | 19 | 0 | 0 | 0 | 30 | 0.3 |
| Valid responses = | 2285 | 26 | 6171 | 70 | 16 | 0 | 8801 | 99.4 |

Invalid responses include no response.

66G) Within the last 12 months, have any of the following affected your academic performance?

Depression

| | Male | | Female | | Unknown | | Total | |
|--|-------|------|--------|------|---------|------|-------|------|
| | Freq. | Pct. | Freq. | Pct. | Freq. | Pct. | Freq. | Pct. |
| 1 Did not experience this issue | 1470 | 64 | 3294 | 53 | 11 | 69 | 4872 | 55.3 |
| 2 Did not affect academic performance | 381 | 17 | 1152 | 19 | 2 | 13 | 1590 | 18.1 |
| 3 Negatively impacted performance in a class | 366 | 16 | 1484 | 24 | 3 | 19 | 1985 | 22.5 |
| 4 Delayed progress towards degree | 69 | 3 | 241 | 4 | 0 | 0 | 356 | 4.0 |
| Valid responses = | 2286 | 26 | 6171 | 70 | 16 | 0 | 8803 | 99.5 |

Invalid responses include no response.

66H) Within the last 12 months, have any of the following affected your academic performance?

Eating disorder/problem

| | Male | | Female | | Unknown | | Total | |
|--|-------|------|--------|------|---------|------|-------|------|
| | Freq. | Pct. | Freq. | Pct. | Freq. | Pct. | Freq. | Pct. |
| 1 Did not experience this issue | 2130 | 94 | 5179 | 84 | 15 | 94 | 7563 | 86.1 |
| 2 Did not affect academic performance | 113 | 5 | 706 | 12 | 0 | 0 | 872 | 9.9 |
| 3 Negatively impacted performance in a class | 28 | 1 | 237 | 4 | 1 | 6 | 298 | 3.4 |
| 4 Delayed progress towards degree | 8 | 0 | 33 | 1 | 0 | 0 | 48 | 0.5 |
| Valid responses = | 2279 | 26 | 6155 | 70 | 16 | 0 | 8781 | 99.2 |

Invalid responses include no response.

66I) Within the last 12 months, have any of the following affected your academic performance?

Headaches/migraines

| | Male | | Female | | Unknown | | Total | |
|--|-------|------|--------|------|---------|------|-------|------|
| | Freq. | Pct. | Freq. | Pct. | Freq. | Pct. | Freq. | Pct. |
| 1 Did not experience this issue | 1640 | 72 | 3245 | 53 | 11 | 69 | 5051 | 57.7 |
| 2 Did not affect academic performance | 484 | 21 | 1839 | 30 | 5 | 31 | 2437 | 27.8 |
| 3 Negatively impacted performance in a class | 141 | 6 | 970 | 16 | 0 | 0 | 1170 | 13.4 |
| 4 Delayed progress towards degree | 9 | 0 | 80 | 1 | 0 | 0 | 96 | 1.1 |
| Valid responses = | 2274 | 26 | 6134 | 70 | 16 | 0 | 8754 | 98.9 |

Invalid responses include no response.



AMERICAN COLLEGE HEALTH ASSOCIATION

American College Health Association-National College Health Assessment (ACHA-NCHA III)

Reference Group Data Report - Fall 2020

American College Health Association

8455 Colesville Road, Suite 740

Silver Spring, MD 20910

(410) 859-1500

www.acha.org

Undergraduate Students

December 18, 2023

FREQUENCY REPORT

Number of Surveys (n) =

8851 Web Surveys

66J) Within the last 12 months, have any of the following affected your academic performance?

Influenza or influenza like illness (the flu)

| | Male | | Female | | Unknown | | Total | |
|--|-------|------|--------|------|---------|------|-------|------|
| | Freq. | Pct. | Freq. | Pct. | Freq. | Pct. | Freq. | Pct. |
| 1 Did not experience this issue | 2072 | 91 | 5429 | 88 | 15 | 94 | 7804 | 89.0 |
| 2 Did not affect academic performance | 148 | 7 | 443 | 7 | 1 | 6 | 617 | 7.0 |
| 3 Negatively impacted performance in a class | 56 | 3 | 259 | 4 | 0 | 0 | 330 | 3.8 |
| 4 Delayed progress towards degree | 3 | 0 | 15 | 0 | 0 | 0 | 21 | 0.2 |
| Valid responses = | 2279 | 26 | 6146 | 70 | 16 | 0 | 8772 | 99.1 |

Invalid responses include no response.

66K) Within the last 12 months, have any of the following affected your academic performance?

Injury (for example: burn, sprain, or broken bone) excluding concussion or TBI

| | Male | | Female | | Unknown | | Total | |
|--|-------|------|--------|------|---------|------|-------|------|
| | Freq. | Pct. | Freq. | Pct. | Freq. | Pct. | Freq. | Pct. |
| 1 Did not experience this issue | 2023 | 89 | 5480 | 89 | 16 | 100 | 7803 | 88.8 |
| 2 Did not affect academic performance | 219 | 10 | 539 | 9 | 0 | 0 | 793 | 9.0 |
| 3 Negatively impacted performance in a class | 28 | 1 | 130 | 2 | 0 | 0 | 166 | 1.9 |
| 4 Delayed progress towards degree | 14 | 1 | 13 | 0 | 0 | 0 | 30 | 0.3 |
| Valid responses = | 2284 | 26 | 6162 | 70 | 16 | 0 | 8792 | 99.3 |

Invalid responses include no response.

66L) Within the last 12 months, have any of the following affected your academic performance?

PMS (Premenstrual Syndrome), painful periods, or menstrual cramping

| | Male | | Female | | Unknown | | Total | |
|--|-------|------|--------|------|---------|------|-------|------|
| | Freq. | Pct. | Freq. | Pct. | Freq. | Pct. | Freq. | Pct. |
| 1 Did not experience this issue | 2273 | 99 | 2855 | 46 | 11 | 69 | 5332 | 60.6 |
| 2 Did not affect academic performance | 13 | 1 | 2439 | 40 | 5 | 31 | 2542 | 28.9 |
| 3 Negatively impacted performance in a class | 1 | 0 | 819 | 13 | 0 | 0 | 869 | 9.9 |
| 4 Delayed progress towards degree | 1 | 0 | 54 | 1 | 0 | 0 | 59 | 0.7 |
| Valid responses = | 2288 | 26 | 6167 | 70 | 16 | 0 | 8802 | 99.4 |

Invalid responses include no response.

66M) Within the last 12 months, have any of the following affected your academic performance?

Post Traumatic Stress Disorder (PTSD)

| | Male | | Female | | Unknown | | Total | |
|--|-------|------|--------|------|---------|------|-------|------|
| | Freq. | Pct. | Freq. | Pct. | Freq. | Pct. | Freq. | Pct. |
| 1 Did not experience this issue | 2206 | 96 | 5625 | 91 | 16 | 100 | 8118 | 92.2 |
| 2 Did not affect academic performance | 42 | 2 | 314 | 5 | 0 | 0 | 379 | 4.3 |
| 3 Negatively impacted performance in a class | 35 | 2 | 185 | 3 | 0 | 0 | 247 | 2.8 |
| 4 Delayed progress towards degree | 6 | 0 | 42 | 1 | 0 | 0 | 58 | 0.7 |
| Valid responses = | 2289 | 26 | 6166 | 70 | 16 | 0 | 8802 | 99.4 |

Invalid responses include no response.

66N) Within the last 12 months, have any of the following affected your academic performance?

Short-term illness, excluding upper respiratory illness and influenza

| | Male | | Female | | Unknown | | Total | |
|--|-------|------|--------|------|---------|------|-------|------|
| | Freq. | Pct. | Freq. | Pct. | Freq. | Pct. | Freq. | Pct. |
| 1 Did not experience this issue | 2050 | 90 | 5249 | 85 | 15 | 94 | 7583 | 86.3 |
| 2 Did not affect academic performance | 189 | 8 | 622 | 10 | 1 | 6 | 852 | 9.7 |
| 3 Negatively impacted performance in a class | 45 | 2 | 272 | 4 | 0 | 0 | 336 | 3.8 |
| 4 Delayed progress towards degree | 2 | 0 | 17 | 0 | 0 | 0 | 20 | 0.2 |
| Valid responses = | 2286 | 26 | 6160 | 70 | 16 | 0 | 8791 | 99.3 |

Invalid responses include no response.

66O) Within the last 12 months, have any of the following affected your academic performance?

Upper respiratory illness (for example: sinus infection, colds, or sore throat, etc.)

| | Male | | Female | | Unknown | | Total | |
|--|-------|------|--------|------|---------|------|-------|------|
| | Freq. | Pct. | Freq. | Pct. | Freq. | Pct. | Freq. | Pct. |
| 1 Did not experience this issue | 1881 | 82 | 4325 | 70 | 13 | 81 | 6451 | 73.3 |
| 2 Did not affect academic performance | 328 | 14 | 1397 | 23 | 3 | 19 | 1793 | 20.4 |
| 3 Negatively impacted performance in a class | 71 | 3 | 423 | 7 | 0 | 0 | 526 | 6.0 |
| 4 Delayed progress towards degree | 8 | 0 | 21 | 0 | 0 | 0 | 30 | 0.3 |
| Valid responses = | 2288 | 26 | 6166 | 70 | 16 | 0 | 8800 | 99.4 |

Invalid responses include no response.

66P) Within the last 12 months, have any of the following affected your academic performance?

Sleep difficulties

| | Male | | Female | | Unknown | | Total | |
|--|-------|------|--------|------|---------|------|-------|------|
| | Freq. | Pct. | Freq. | Pct. | Freq. | Pct. | Freq. | Pct. |
| 1 Did not experience this issue | 1232 | 54 | 2647 | 43 | 10 | 63 | 3989 | 45.3 |
| 2 Did not affect academic performance | 569 | 25 | 1875 | 30 | 5 | 31 | 2537 | 28.8 |
| 3 Negatively impacted performance in a class | 445 | 20 | 1542 | 25 | 1 | 6 | 2118 | 24.1 |
| 4 Delayed progress towards degree | 41 | 2 | 104 | 2 | 0 | 0 | 158 | 1.8 |
| Valid responses = | 2287 | 26 | 6168 | 70 | 16 | 0 | 8802 | 99.4 |

Invalid responses include no response.



AMERICAN COLLEGE HEALTH ASSOCIATION

American College Health Association-National College Health Assessment (ACHA-NCHA III)

Reference Group Data Report - Fall 2020

American College Health Association

8455 Colesville Road, Suite 740

Silver Spring, MD 20910

(410) 859-1500

www.acha.org

Undergraduate Students

December 18, 2023

FREQUENCY REPORT

Number of Surveys (n) =

8851 Web Surveys

66Q) Within the last 12 months, have any of the following affected your academic performance?

Stress

| | Male | | Female | | Unknown | | Total | |
|--|-------|------|--------|------|---------|------|-------|------|
| | Freq. | Pct. | Freq. | Pct. | Freq. | Pct. | Freq. | Pct. |
| 1 Did not experience this issue | 713 | 31 | 852 | 14 | 4 | 25 | 1614 | 18.3 |
| 2 Did not affect academic performance | 834 | 37 | 2271 | 37 | 8 | 50 | 3189 | 36.2 |
| 3 Negatively impacted performance in a class | 658 | 29 | 2757 | 45 | 4 | 25 | 3595 | 40.8 |
| 4 Delayed progress towards degree | 79 | 4 | 290 | 5 | 0 | 0 | 403 | 4.6 |
| Valid responses = | 2284 | 26 | 6170 | 70 | 16 | 0 | 8801 | 99.4 |

Invalid responses include no response.

66R) Within the last 12 months, have any of the following affected your academic performance?

Other issue not previously reported

| | Male | | Female | | Unknown | | Total | |
|--|-------|------|--------|------|---------|------|-------|------|
| | Freq. | Pct. | Freq. | Pct. | Freq. | Pct. | Freq. | Pct. |
| 1 Did not experience this issue | 1954 | 99 | 5107 | 98 | 14 | 100 | 7339 | 98.2 |
| 2 Did not affect academic performance | 14 | 1 | 39 | 1 | 0 | 0 | 57 | 0.8 |
| 3 Negatively impacted performance in a class | 10 | 1 | 37 | 1 | 0 | 0 | 53 | 0.7 |
| 4 Delayed progress towards degree | 2 | 0 | 17 | 0 | 0 | 0 | 24 | 0.3 |
| Valid responses = | 1980 | 26 | 5200 | 70 | 14 | 0 | 7473 | 84.4 |

Invalid responses include no response.

67A) What sex were you assigned at birth?

| | Male | | Female | | Unknown | | Total | |
|-------------------|-------|------|--------|------|---------|------|-------|------|
| | Freq. | Pct. | Freq. | Pct. | Freq. | Pct. | Freq. | Pct. |
| 1 Female | 0 | 0 | 6203 | 100 | 8 | 57 | 6468 | 73.1 |
| 2 Male | 2293 | 100 | 0 | 0 | 6 | 43 | 2372 | 26.8 |
| 3 Intersex | 1 | 0 | 0 | 0 | 0 | 0 | 3 | 0.0 |
| Valid responses = | 2294 | 26 | 6203 | 70 | 14 | 0 | 8843 | 99.9 |

Invalid responses include no response.

67B) Do you identify as transgender?

| | Male | | Female | | Unknown | | Total | |
|-------------------|-------|------|--------|------|---------|------|-------|------|
| | Freq. | Pct. | Freq. | Pct. | Freq. | Pct. | Freq. | Pct. |
| 1 No | 2294 | 100 | 6203 | 100 | 6 | 100 | 8637 | 97.8 |
| 2 Yes | 0 | 0 | 0 | 0 | 0 | 0 | 198 | 2.2 |
| Valid responses = | 2294 | 26 | 6203 | 70 | 6 | 0 | 8835 | 99.8 |

Invalid responses include no response.

67C) Which term do you use to describe your gender identity?

| | Male | | Female | | Unknown | | Total | |
|-----------------------------|-------|------|--------|------|---------|------|-------|------|
| | Freq. | Pct. | Freq. | Pct. | Freq. | Pct. | Freq. | Pct. |
| 1 Woman or female | 0 | 0 | 6203 | 100 | 4 | 40 | 6266 | 70.9 |
| 2 Man or male | 2294 | 100 | 0 | 0 | 4 | 40 | 2330 | 26.4 |
| 3 Trans woman | 0 | 0 | 0 | 0 | 0 | 0 | 11 | 0.1 |
| 4 Trans man | 0 | 0 | 0 | 0 | 0 | 0 | 28 | 0.3 |
| 5 Genderqueer | 0 | 0 | 0 | 0 | 0 | 0 | 26 | 0.3 |
| 6 My identity is not listed | 0 | 0 | 0 | 0 | 0 | 0 | 27 | 0.3 |
| 7 Agender | 0 | 0 | 0 | 0 | 0 | 0 | 16 | 0.2 |
| 8 Genderfluid | 0 | 0 | 0 | 0 | 0 | 0 | 27 | 0.3 |
| 9 Non-binary | 0 | 0 | 0 | 0 | 2 | 20 | 108 | 1.2 |
| 10 Intersex | 0 | 0 | 0 | 0 | 0 | 0 | 0 | 0.0 |
| Valid responses = | 2294 | 26 | 6203 | 70 | 10 | 0 | 8839 | 99.9 |

Invalid responses include no response.

68) What term best describes your sexual orientation?

| | Male | | Female | | Unknown | | Total | |
|---------------------------------|-------|------|--------|------|---------|------|-------|------|
| | Freq. | Pct. | Freq. | Pct. | Freq. | Pct. | Freq. | Pct. |
| 1 Asexual (from write-ins) | 7 | 0 | 63 | 1 | 2 | 13 | 101 | 1.1 |
| 2 Bisexual | 133 | 6 | 764 | 12 | 0 | 0 | 977 | 11.1 |
| 3 Gay | 118 | 5 | 11 | 0 | 0 | 0 | 146 | 1.7 |
| 4 Lesbian | 0 | 0 | 115 | 2 | 0 | 0 | 139 | 1.6 |
| 5 Pansexual | 21 | 1 | 123 | 2 | 2 | 13 | 188 | 2.1 |
| 6 Queer | 3 | 0 | 71 | 1 | 1 | 7 | 118 | 1.3 |
| 7 Questioning | 38 | 2 | 190 | 3 | 0 | 0 | 246 | 2.8 |
| 9 Straight/Heterosexual | 1961 | 86 | 4826 | 78 | 10 | 67 | 6866 | 77.9 |
| 10 My identity not listed above | 8 | 0 | 20 | 0 | 0 | 0 | 37 | 0.4 |
| Valid responses = | 2289 | 26 | 6183 | 70 | 15 | 0 | 8818 | 99.6 |

Invalid responses include no response.



AMERICAN COLLEGE HEALTH ASSOCIATION

American College Health Association-National College Health Assessment (ACHA-NCHA III)

Reference Group Data Report - Fall 2020

American College Health Association

8455 Colesville Road, Suite 740

Silver Spring, MD 20910

(410) 859-1500

www.acha.org

Undergraduate Students

December 18, 2023

FREQUENCY REPORT

Number of Surveys (n) =

8851 Web Surveys

69) How old are you?

| | Male | | Female | | Unknown | | Total | | |
|---------------------|-------|------|--------|------|---------|------|-------|------|--|
| | Freq. | Pct. | Freq. | Pct. | Freq. | Pct. | Freq. | Pct. | |
| 1 18 Years | 423 | 19 | 1213 | 20 | 4 | 27 | 1706 | 19.4 | |
| 2 19 Years | 488 | 21 | 1339 | 22 | 2 | 13 | 1904 | 21.6 | |
| 3 20 Years | 411 | 18 | 1237 | 20 | 3 | 20 | 1715 | 19.5 | |
| 4 21 Years | 398 | 17 | 1093 | 18 | 1 | 7 | 1553 | 17.7 | |
| 5 22 Years | 194 | 9 | 448 | 7 | 1 | 7 | 668 | 7.6 | |
| 6 23 Years | 104 | 5 | 179 | 3 | 1 | 7 | 296 | 3.4 | |
| 7 24 Years | 42 | 2 | 91 | 2 | 1 | 7 | 137 | 1.6 | |
| 8 25 Years | 34 | 2 | 67 | 1 | 0 | 0 | 104 | 1.2 | |
| 9 26 to 30 Years | 91 | 4 | 230 | 4 | 1 | 7 | 337 | 3.8 | |
| 10 31 to 40 Years | 64 | 3 | 163 | 3 | 1 | 7 | 231 | 2.6 | |
| 11 41 or More Years | 35 | 2 | 106 | 2 | 0 | 0 | 144 | 1.6 | |
| Valid responses = | 2284 | 26 | 6166 | 70 | 15 | 0 | 8795 | 99.4 | |

Invalid responses include no response.

| | Mean | Median | Std Dev | Min | Max |
|---------|-------|--------|---------|-----|-----|
| Male | 21.23 | 20.00 | 5.04 | 18 | 69 |
| Female | 21.08 | 20.00 | 4.91 | 18 | 87 |
| Overall | 21.11 | 20.00 | 4.98 | 18 | 98 |

71) What is your weight in pounds?

| | Male | | Female | | Unknown | | Total | | |
|----------------------|-------|------|--------|------|---------|------|-------|------|--|
| | Freq. | Pct. | Freq. | Pct. | Freq. | Pct. | Freq. | Pct. | |
| 1 51 to 100 Pounds | 7 | 0 | 190 | 3 | 0 | 0 | 203 | 2.3 | |
| 2 101 to 150 Pounds | 610 | 27 | 3729 | 61 | 8 | 50 | 4504 | 51.8 | |
| 3 151 to 200 Pounds | 1122 | 50 | 1599 | 26 | 5 | 31 | 2829 | 32.5 | |
| 4 201 to 250 Pounds | 397 | 18 | 405 | 7 | 3 | 19 | 846 | 9.7 | |
| 5 251 to 300 Pounds | 89 | 4 | 130 | 2 | 0 | 0 | 230 | 2.6 | |
| 6 301 or More Pounds | 40 | 2 | 41 | 1 | 0 | 0 | 89 | 1.0 | |
| Valid responses = | 2265 | 26 | 6094 | 70 | 16 | 0 | 8701 | 98.3 | |

Invalid responses include no response.

| | Mean | Median | Std Dev | Min | Max |
|---------|--------|--------|---------|-----|-----|
| Male | 180.02 | 172.00 | 42.91 | 90 | 462 |
| Female | 150.18 | 140.00 | 39.94 | 51 | 403 |
| Overall | 158.56 | 150.00 | 43.26 | 51 | 499 |

72) What is your year in school?

| | Male | | Female | | Unknown | | Total | | |
|--------------------------------------|-------|------|--------|------|---------|------|-------|-------|--|
| | Freq. | Pct. | Freq. | Pct. | Freq. | Pct. | Freq. | Pct. | |
| 1 1st year undergraduate | 635 | 28 | 1627 | 26 | 5 | 23 | 2354 | 26.6 | |
| 2 2nd year undergraduate | 528 | 23 | 1460 | 24 | 6 | 27 | 2078 | 23.5 | |
| 3 3rd year undergraduate | 532 | 23 | 1484 | 24 | 6 | 27 | 2104 | 23.8 | |
| 4 4th year undergraduate | 420 | 18 | 1236 | 20 | 4 | 18 | 1724 | 19.5 | |
| 5 5th year or more undergraduate | 179 | 8 | 396 | 6 | 1 | 5 | 591 | 6.7 | |
| 6 Master's (MA, MS, etc.) | 0 | 0 | 0 | 0 | 0 | 0 | 0 | 0.0 | |
| 7 Doctorate (PhD, EdD, MD, JD, etc.) | 0 | 0 | 0 | 0 | 0 | 0 | 0 | 0.0 | |
| 8 Not seeking a degree | 0 | 0 | 0 | 0 | 0 | 0 | 0 | 0.0 | |
| 9 Other (please specify): | 0 | 0 | 0 | 0 | 0 | 0 | 0 | 0.0 | |
| Valid responses = | 2294 | 26 | 6203 | 70 | 22 | 0 | 8851 | 100.0 | |

Invalid responses include no response.

73) What is your enrollment status?

| | Male | | Female | | Unknown | | Total | | |
|-------------------|-------|------|--------|------|---------|------|-------|------|--|
| | Freq. | Pct. | Freq. | Pct. | Freq. | Pct. | Freq. | Pct. | |
| 1 Full-time | 2166 | 95 | 5823 | 94 | 20 | 100 | 8322 | 94.4 | |
| 2 Part-time | 110 | 5 | 338 | 6 | 0 | 0 | 464 | 5.3 | |
| 3 Other | 9 | 0 | 20 | 0 | 0 | 0 | 30 | 0.3 | |
| Valid responses = | 2285 | 26 | 6181 | 70 | 20 | 0 | 8816 | 99.6 | |

Invalid responses include no response.

73A) I am taking classes this term:

| | Male | | Female | | Unknown | | Total | | |
|---|-------|------|--------|------|---------|------|-------|------|--|
| | Freq. | Pct. | Freq. | Pct. | Freq. | Pct. | Freq. | Pct. | |
| 1 Entirely in-person | 46 | 2 | 120 | 2 | 1 | 5 | 176 | 2.0 | |
| 2 Entirely online | 805 | 35 | 2739 | 44 | 13 | 65 | 3693 | 41.8 | |
| 3 A mix of in-person and online classes | 1443 | 63 | 3341 | 54 | 6 | 30 | 4976 | 56.3 | |
| Valid responses = | 2294 | 26 | 6200 | 70 | 20 | 0 | 8845 | 99.9 | |

Invalid responses include no response.



AMERICAN COLLEGE HEALTH ASSOCIATION

American College Health Association-National College Health Assessment (ACHA-NCHA III)

Reference Group Data Report - Fall 2020

American College Health Association

8455 Colesville Road, Suite 740

Silver Spring, MD 20910

(410) 859-1500

www.acha.org

Undergraduate Students

December 18, 2023

FREQUENCY REPORT

Number of Surveys (n) =

8851 Web Surveys

74) Do you have a visa (for example: F-1, J-1, or M-1) to study or work in the United States?

| | Male | | Female | | Unknown | | Total | Pct. | |
|-------------------|-------|------|--------|------|---------|------|-------|------|--|
| | Freq. | Pct. | Freq. | Pct. | Freq. | Pct. | Freq. | | |
| 1 No | 2125 | 93 | 5822 | 94 | 16 | 84 | 8277 | 93.9 | |
| 2 Yes | 159 | 7 | 360 | 6 | 3 | 16 | 537 | 6.1 | |
| Valid responses = | 2284 | 26 | 6182 | 70 | 19 | 0 | 8814 | 99.6 | |

Invalid responses include no response.

75A1) How do you usually describe yourself? (Please select ALL that apply)

American Indian or Native Alaskan

| | Male | | Female | | Unknown | | Total | Pct. | |
|-------------------|-------|------|--------|------|---------|------|-------|-------|--|
| | Freq. | Pct. | Freq. | Pct. | Freq. | Pct. | Freq. | | |
| 0 Not selected | 2226 | 97 | 6023 | 97 | 22 | 100 | 8588 | 97.0 | |
| 1 Selected | 68 | 3 | 180 | 3 | 0 | 0 | 263 | 3.0 | |
| Valid responses = | 2294 | 26 | 6203 | 70 | 22 | 0 | 8851 | 100.0 | |

Invalid responses include no response.

75A2) How do you usually describe yourself? (Please select ALL that apply)

Asian or Asian American

| | Male | | Female | | Unknown | | Total | Pct. | |
|-------------------|-------|------|--------|------|---------|------|-------|-------|--|
| | Freq. | Pct. | Freq. | Pct. | Freq. | Pct. | Freq. | | |
| 0 Not selected | 2061 | 90 | 5586 | 90 | 17 | 77 | 7966 | 90.0 | |
| 1 Selected | 233 | 10 | 617 | 10 | 5 | 23 | 885 | 10.0 | |
| Valid responses = | 2294 | 26 | 6203 | 70 | 22 | 0 | 8851 | 100.0 | |

Invalid responses include no response.

75A3) How do you usually describe yourself? (Please select ALL that apply)

Black or African American

| | Male | | Female | | Unknown | | Total | Pct. | |
|-------------------|-------|------|--------|------|---------|------|-------|-------|--|
| | Freq. | Pct. | Freq. | Pct. | Freq. | Pct. | Freq. | | |
| 0 Not selected | 2120 | 92 | 5685 | 92 | 19 | 86 | 8133 | 91.9 | |
| 1 Selected | 174 | 8 | 518 | 8 | 3 | 14 | 718 | 8.1 | |
| Valid responses = | 2294 | 26 | 6203 | 70 | 22 | 0 | 8851 | 100.0 | |

Invalid responses include no response.

75A4) How do you usually describe yourself? (Please select ALL that apply)

Hispanic or Latino/a/x

| | Male | | Female | | Unknown | | Total | Pct. | |
|-------------------|-------|------|--------|------|---------|------|-------|-------|--|
| | Freq. | Pct. | Freq. | Pct. | Freq. | Pct. | Freq. | | |
| 0 Not selected | 2100 | 92 | 5612 | 91 | 21 | 96 | 8031 | 90.7 | |
| 1 Selected | 194 | 9 | 591 | 10 | 1 | 5 | 820 | 9.3 | |
| Valid responses = | 2294 | 26 | 6203 | 70 | 22 | 0 | 8851 | 100.0 | |

Invalid responses include no response.

75A5) How do you usually describe yourself? (Please select ALL that apply)

Middle Eastern/North African (MENA) or Arab Origin

| | Male | | Female | | Unknown | | Total | Pct. | |
|-------------------|-------|------|--------|------|---------|------|-------|-------|--|
| | Freq. | Pct. | Freq. | Pct. | Freq. | Pct. | Freq. | | |
| 0 Not selected | 2258 | 98 | 6134 | 99 | 22 | 100 | 8743 | 98.8 | |
| 1 Selected | 36 | 2 | 69 | 1 | 0 | 0 | 108 | 1.2 | |
| Valid responses = | 2294 | 26 | 6203 | 70 | 22 | 0 | 8851 | 100.0 | |

Invalid responses include no response.

75A6) How do you usually describe yourself? (Please select ALL that apply)

Native Hawaiian or Other Pacific Islander Native

| | Male | | Female | | Unknown | | Total | Pct. | |
|-------------------|-------|------|--------|------|---------|------|-------|-------|--|
| | Freq. | Pct. | Freq. | Pct. | Freq. | Pct. | Freq. | | |
| 0 Not selected | 2281 | 99 | 6176 | 100 | 22 | 100 | 8809 | 99.5 | |
| 1 Selected | 13 | 1 | 27 | 0 | 0 | 0 | 42 | 0.5 | |
| Valid responses = | 2294 | 26 | 6203 | 70 | 22 | 0 | 8851 | 100.0 | |

Invalid responses include no response.

75A7) How do you usually describe yourself? (Please select ALL that apply)

White

| | Male | | Female | | Unknown | | Total | Pct. | |
|-------------------|-------|------|--------|------|---------|------|-------|-------|--|
| | Freq. | Pct. | Freq. | Pct. | Freq. | Pct. | Freq. | | |
| 0 Not selected | 581 | 25 | 1666 | 27 | 12 | 55 | 2323 | 26.2 | |
| 1 Selected | 1713 | 75 | 4537 | 73 | 10 | 46 | 6528 | 73.8 | |
| Valid responses = | 2294 | 26 | 6203 | 70 | 22 | 0 | 8851 | 100.0 | |

Invalid responses include no response.



AMERICAN COLLEGE HEALTH ASSOCIATION

American College Health Association-National College Health Assessment (ACHA-NCHA III)

Reference Group Data Report - Fall 2020

American College Health Association

8455 Colesville Road, Suite 740

Silver Spring, MD 20910

(410) 859-1500

www.acha.org

Undergraduate Students

December 18, 2023

FREQUENCY REPORT

Number of Surveys (n) =

8851 Web Surveys

75A8) How do you usually describe yourself? (Please select ALL that apply)

Biracial or Multiracial

| | Male | | Female | | Unknown | | Total | |
|-------------------|-------|------|--------|------|---------|------|-------|-------|
| | Freq. | Pct. | Freq. | Pct. | Freq. | Pct. | Freq. | Pct. |
| 0 Not selected | 2201 | 96 | 5976 | 96 | 21 | 96 | 8504 | 96.1 |
| 1 Selected | 93 | 4 | 227 | 4 | 1 | 5 | 347 | 3.9 |
| Valid responses = | 2294 | 26 | 6203 | 70 | 22 | 0 | 8851 | 100.0 |

Invalid responses include no response.

75A9) How do you usually describe yourself? (Please select ALL that apply)

Another Identity

| | Male | | Female | | Unknown | | Total | |
|-------------------|-------|------|--------|------|---------|------|-------|-------|
| | Freq. | Pct. | Freq. | Pct. | Freq. | Pct. | Freq. | Pct. |
| 0 Not selected | 2249 | 98 | 6132 | 99 | 21 | 96 | 8728 | 98.6 |
| 1 Selected | 45 | 2 | 71 | 1 | 1 | 5 | 123 | 1.4 |
| Valid responses = | 2294 | 26 | 6203 | 70 | 22 | 0 | 8851 | 100.0 |

Invalid responses include no response.

75B1) Are you? (Please select ALL that apply) (only includes students that describe themselves as Hispanic or Latino/a/x)

Mexican, Mexican American, Chicano

| | Male | | Female | | Unknown | | Total | |
|-------------------|-------|------|--------|------|---------|------|-------|------|
| | Freq. | Pct. | Freq. | Pct. | Freq. | Pct. | Freq. | Pct. |
| 0 Not selected | 108 | 56 | 346 | 59 | 1 | 100 | 475 | 57.9 |
| 1 Selected | 86 | 44 | 245 | 42 | 0 | 0 | 345 | 42.1 |
| Valid responses = | 194 | 24 | 591 | 72 | 1 | 0 | 820 | 9.3 |

Invalid responses include no response.

75B2) Are you? (Please select ALL that apply) (only includes students that describe themselves as Hispanic or Latino/a/x)

Puerto Rican

| | Male | | Female | | Unknown | | Total | |
|-------------------|-------|------|--------|------|---------|------|-------|------|
| | Freq. | Pct. | Freq. | Pct. | Freq. | Pct. | Freq. | Pct. |
| 0 Not selected | 167 | 86 | 506 | 86 | 1 | 100 | 705 | 86.0 |
| 1 Selected | 27 | 14 | 85 | 14 | 0 | 0 | 115 | 14.0 |
| Valid responses = | 194 | 24 | 591 | 72 | 1 | 0 | 820 | 9.3 |

Invalid responses include no response.

75B3) Are you? (Please select ALL that apply) (only includes students that describe themselves as Hispanic or Latino/a/x)

Cuban

| | Male | | Female | | Unknown | | Total | |
|-------------------|-------|------|--------|------|---------|------|-------|------|
| | Freq. | Pct. | Freq. | Pct. | Freq. | Pct. | Freq. | Pct. |
| 0 Not selected | 181 | 93 | 569 | 96 | 1 | 100 | 782 | 95.4 |
| 1 Selected | 13 | 7 | 22 | 4 | 0 | 0 | 38 | 4.6 |
| Valid responses = | 194 | 24 | 591 | 72 | 1 | 0 | 820 | 9.3 |

Invalid responses include no response.

75B4) Are you? (Please select ALL that apply) (only includes students that describe themselves as Hispanic or Latino/a/x)

Another Hispanic, Latino/a/x, or Spanish origin

| | Male | | Female | | Unknown | | Total | |
|-------------------|-------|------|--------|------|---------|------|-------|------|
| | Freq. | Pct. | Freq. | Pct. | Freq. | Pct. | Freq. | Pct. |
| 0 Not selected | 116 | 60 | 318 | 54 | 0 | 0 | 454 | 55.4 |
| 1 Selected | 78 | 40 | 273 | 46 | 1 | 100 | 366 | 44.6 |
| Valid responses = | 194 | 24 | 591 | 72 | 1 | 0 | 820 | 9.3 |

Invalid responses include no response.

75C1) Are you? (Please select ALL that apply) (only includes students that describe themselves as Asian or Asian American)

East Asian (for example: Chinese, Japanese, or Korean)

| | Male | | Female | | Unknown | | Total | |
|-------------------|-------|------|--------|------|---------|------|-------|------|
| | Freq. | Pct. | Freq. | Pct. | Freq. | Pct. | Freq. | Pct. |
| 0 Not selected | 126 | 54 | 325 | 53 | 2 | 40 | 468 | 52.9 |
| 1 Selected | 107 | 46 | 292 | 47 | 3 | 60 | 417 | 47.1 |
| Valid responses = | 233 | 26 | 617 | 70 | 5 | 1 | 885 | 10.0 |

Invalid responses include no response.

75C2) Are you? (Please select ALL that apply) (only includes students that describe themselves as Asian or Asian American)

Southeast Asian (for example: Cambodian, Vietnamese, Hmong, or Filipino)

| | Male | | Female | | Unknown | | Total | |
|-------------------|-------|------|--------|------|---------|------|-------|------|
| | Freq. | Pct. | Freq. | Pct. | Freq. | Pct. | Freq. | Pct. |
| 0 Not selected | 170 | 73 | 439 | 71 | 4 | 80 | 636 | 71.9 |
| 1 Selected | 63 | 27 | 178 | 29 | 1 | 20 | 249 | 28.1 |
| Valid responses = | 233 | 26 | 617 | 70 | 5 | 1 | 885 | 10.0 |

Invalid responses include no response.



AMERICAN COLLEGE HEALTH ASSOCIATION

American College Health Association-National College Health Assessment (ACHA-NCHA III)

Reference Group Data Report - Fall 2020

American College Health Association

8455 Colesville Road, Suite 740

Silver Spring, MD 20910

(410) 859-1500

www.acha.org

Undergraduate Students

December 18, 2023

FREQUENCY REPORT

Number of Surveys (n) =

8851 Web Surveys

75C3) Are you? (Please select ALL that apply) (only includes students that describe themselves as Asian or Asian American) South Asian (for example: Indian, Pakistani, Nepalese, or Sri Lankan)

| | Male | | Female | | Unknown | | Total | |
|-------------------|-------|------|--------|------|---------|------|-------|------|
| | Freq. | Pct. | Freq. | Pct. | Freq. | Pct. | Freq. | Pct. |
| 0 Not selected | 168 | 72 | 458 | 74 | 4 | 80 | 652 | 73.7 |
| 1 Selected | 65 | 28 | 159 | 26 | 1 | 20 | 233 | 26.3 |
| Valid responses = | 233 | 26 | 617 | 70 | 5 | 1 | 885 | 10.0 |

Invalid responses include no response.

75C4) Are you? (Please select ALL that apply) (only includes students that describe themselves as Asian or Asian American) Other Asian

| | Male | | Female | | Unknown | | Total | |
|-------------------|-------|------|--------|------|---------|------|-------|------|
| | Freq. | Pct. | Freq. | Pct. | Freq. | Pct. | Freq. | Pct. |
| 0 Not selected | 228 | 98 | 608 | 99 | 5 | 100 | 870 | 98.3 |
| 1 Selected | 5 | 2 | 9 | 2 | 0 | 0 | 15 | 1.7 |
| Valid responses = | 233 | 26 | 617 | 70 | 5 | 1 | 885 | 10.0 |

Invalid responses include no response.

76) What is your relationship status?

| | Male | | Female | | Unknown | | Total | |
|---|-------|------|--------|------|---------|------|-------|------|
| | Freq. | Pct. | Freq. | Pct. | Freq. | Pct. | Freq. | Pct. |
| 1 Not in a relationship | 1436 | 63 | 3173 | 51 | 9 | 50 | 4824 | 54.6 |
| 2 In relationship not married/partnered | 746 | 33 | 2706 | 44 | 8 | 44 | 3573 | 40.4 |
| 3 Married/partnered | 110 | 5 | 316 | 5 | 1 | 6 | 440 | 5.0 |
| Valid responses = | 2292 | 26 | 6195 | 70 | 18 | 0 | 8837 | 99.8 |

Invalid responses include no response.

77A) Are you a member of a social fraternity or sorority?

| | Male | | Female | | Unknown | | Total | |
|-------------------|-------|------|--------|------|---------|------|-------|------|
| | Freq. | Pct. | Freq. | Pct. | Freq. | Pct. | Freq. | Pct. |
| 1 No | 2050 | 89 | 5444 | 88 | 17 | 90 | 7826 | 88.5 |
| 2 Yes | 242 | 11 | 752 | 12 | 2 | 11 | 1013 | 11.5 |
| Valid responses = | 2292 | 26 | 6196 | 70 | 19 | 0 | 8839 | 99.9 |

Invalid responses include no response.

77B) Do you live in a fraternity or sorority residence?

| | Male | | Female | | Unknown | | Total | |
|-------------------|-------|------|--------|------|---------|------|-------|------|
| | Freq. | Pct. | Freq. | Pct. | Freq. | Pct. | Freq. | Pct. |
| 1 No | 2229 | 97 | 6047 | 98 | 19 | 100 | 8623 | 97.6 |
| 2 Yes | 63 | 3 | 148 | 2 | 0 | 0 | 215 | 2.4 |
| Valid responses = | 2292 | 26 | 6195 | 70 | 19 | 0 | 8838 | 99.9 |

Invalid responses include no response.

78) Where do you currently live? (only includes students that do not live in a fraternity/sorority residence)

| | Male | | Female | | Unknown | | Total | |
|--|-------|------|--------|------|---------|------|-------|------|
| | Freq. | Pct. | Freq. | Pct. | Freq. | Pct. | Freq. | Pct. |
| 1 Campus/university housing | 849 | 38 | 1969 | 33 | 6 | 30 | 2970 | 34.5 |
| 2 Parent/guardian/other family member's home | 560 | 25 | 1835 | 30 | 9 | 45 | 2481 | 28.8 |
| 3 Off-campus/non-university housing | 786 | 35 | 2153 | 36 | 4 | 20 | 3042 | 35.3 |
| 4 Temporarily with relative, friend, couch surfing | 12 | 1 | 30 | 1 | 0 | 0 | 44 | 0.5 |
| 5 Don't have a place to live | 1 | 0 | 2 | 0 | 0 | 0 | 4 | 0.0 |
| 6 Other (please specify) | 20 | 1 | 57 | 1 | 1 | 5 | 80 | 0.9 |
| Valid responses = | 2228 | 26 | 6046 | 70 | 20 | 0 | 8621 | 97.4 |

Invalid responses include no response.

79) What is your primary source of health insurance?

| | Male | | Female | | Unknown | | Total | |
|---|-------|------|--------|------|---------|------|-------|------|
| | Freq. | Pct. | Freq. | Pct. | Freq. | Pct. | Freq. | Pct. |
| 1 College/university Health Insurance Plan | 166 | 7 | 383 | 6 | 2 | 11 | 564 | 6.4 |
| 2 Covered by parent/guardian plan | 1679 | 73 | 4595 | 74 | 13 | 72 | 6538 | 74.0 |
| 3 Covered by employer-based plan | 86 | 4 | 272 | 4 | 2 | 11 | 367 | 4.2 |
| 4 Medicaid, Medicare, SCHIP, VA/Tricare | 142 | 6 | 498 | 8 | 0 | 0 | 674 | 7.6 |
| 5 I bought a plan on my own | 55 | 2 | 103 | 2 | 0 | 0 | 162 | 1.8 |
| 6 Don't have health insurance | 97 | 4 | 197 | 3 | 1 | 6 | 307 | 3.5 |
| 7 Don't know if I have health insurance | 20 | 1 | 43 | 1 | 0 | 0 | 67 | 0.8 |
| 8 Have insurance, don't know primary source | 46 | 2 | 103 | 2 | 0 | 0 | 156 | 1.8 |
| Valid responses = | 2291 | 26 | 6194 | 70 | 18 | 0 | 8835 | 99.8 |

Invalid responses include no response.



AMERICAN COLLEGE HEALTH ASSOCIATION

American College Health Association-National College Health Assessment (ACHA-NCHA III)

Reference Group Data Report - Fall 2020

American College Health Association

8455 Colesville Road, Suite 740

Silver Spring, MD 20910

(410) 859-1500

www.acha.org

Undergraduate Students

December 18, 2023

FREQUENCY REPORT

Number of Surveys (n) =

8851 Web Surveys

80) What is your approximate cumulative grade average?

| | Male | | Female | | Unknown | | Total | |
|-------------------|-------|------|--------|------|---------|------|-------|------|
| | Freq. | Pct. | Freq. | Pct. | Freq. | Pct. | Freq. | Pct. |
| 1 A+ | 172 | 8 | 524 | 9 | 0 | 0 | 720 | 8.2 |
| 2 A | 509 | 22 | 1832 | 30 | 6 | 33 | 2428 | 27.5 |
| 3 A | 433 | 19 | 1265 | 21 | 4 | 22 | 1766 | 20.0 |
| 4 B+ | 382 | 17 | 912 | 15 | 0 | 0 | 1340 | 15.2 |
| 5 B | 338 | 15 | 792 | 13 | 6 | 33 | 1175 | 13.3 |
| 6 B- | 162 | 7 | 318 | 5 | 1 | 6 | 498 | 5.6 |
| 7 C+ | 109 | 5 | 193 | 3 | 0 | 0 | 315 | 3.6 |
| 8 C | 70 | 3 | 124 | 2 | 1 | 6 | 217 | 2.5 |
| 9 C- | 21 | 1 | 39 | 1 | 0 | 0 | 63 | 0.7 |
| 10 D+ | 6 | 0 | 10 | 0 | 0 | 0 | 18 | 0.2 |
| 11 D | 6 | 0 | 11 | 0 | 0 | 0 | 19 | 0.2 |
| 12 D- | 6 | 0 | 6 | 0 | 0 | 0 | 13 | 0.1 |
| 13 F | 4 | 0 | 5 | 0 | 0 | 0 | 10 | 0.1 |
| 14 N/A | 69 | 3 | 150 | 2 | 0 | 0 | 235 | 2.7 |
| Valid responses = | 2287 | 26 | 6181 | 70 | 18 | 0 | 8817 | 99.6 |

Invalid responses include no response.

81A) Do you participate in organized college athletics at any of the following levels?

Varsity

| | Male | | Female | | Unknown | | Total | |
|-------------------|-------|------|--------|------|---------|------|-------|------|
| | Freq. | Pct. | Freq. | Pct. | Freq. | Pct. | Freq. | Pct. |
| 1 No | 2127 | 94 | 5722 | 94 | 17 | 100 | 8188 | 93.9 |
| 2 Yes | 132 | 6 | 396 | 7 | 0 | 0 | 535 | 6.1 |
| Valid responses = | 2259 | 26 | 6118 | 70 | 17 | 0 | 8723 | 98.6 |

Invalid responses include no response.

81B) Do you participate in organized college athletics at any of the following levels?

Club Sports

| | Male | | Female | | Unknown | | Total | |
|-------------------|-------|------|--------|------|---------|------|-------|------|
| | Freq. | Pct. | Freq. | Pct. | Freq. | Pct. | Freq. | Pct. |
| 1 No | 2045 | 91 | 5764 | 94 | 17 | 100 | 8136 | 93.4 |
| 2 Yes | 213 | 9 | 340 | 6 | 0 | 0 | 573 | 6.6 |
| Valid responses = | 2258 | 26 | 6104 | 70 | 17 | 0 | 8709 | 98.4 |

Invalid responses include no response.

81C) Do you participate in organized college athletics at any of the following levels?

Intramurals

| | Male | | Female | | Unknown | | Total | |
|-------------------|-------|------|--------|------|---------|------|-------|------|
| | Freq. | Pct. | Freq. | Pct. | Freq. | Pct. | Freq. | Pct. |
| 1 No | 1835 | 82 | 5548 | 91 | 17 | 100 | 7710 | 89.0 |
| 2 Yes | 414 | 18 | 523 | 9 | 0 | 0 | 955 | 11.0 |
| Valid responses = | 2249 | 26 | 6071 | 70 | 17 | 0 | 8665 | 97.9 |

Invalid responses include no response.

82A) Do you have any of the following?

Attention-Deficit/Hyperactivity Disorder (ADD or ADHD)

| | Male | | Female | | Unknown | | Total | |
|-------------------|-------|------|--------|------|---------|------|-------|------|
| | Freq. | Pct. | Freq. | Pct. | Freq. | Pct. | Freq. | Pct. |
| 1 No | 1985 | 87 | 5517 | 89 | 16 | 89 | 7769 | 88.2 |
| 2 Yes | 301 | 13 | 659 | 11 | 2 | 11 | 1042 | 11.8 |
| Valid responses = | 2286 | 26 | 6176 | 70 | 18 | 0 | 8811 | 99.5 |

Invalid responses include no response.

82B) Do you have any of the following?

Autism Spectrum Disorder

| | Male | | Female | | Unknown | | Total | |
|-------------------|-------|------|--------|------|---------|------|-------|------|
| | Freq. | Pct. | Freq. | Pct. | Freq. | Pct. | Freq. | Pct. |
| 1 No | 2221 | 97 | 6107 | 99 | 17 | 94 | 8644 | 98.4 |
| 2 Yes | 60 | 3 | 51 | 1 | 1 | 6 | 142 | 1.6 |
| Valid responses = | 2281 | 26 | 6158 | 70 | 18 | 0 | 8786 | 99.3 |

Invalid responses include no response.

82C) Do you have any of the following?

Deaf/Hearing loss

| | Male | | Female | | Unknown | | Total | |
|-------------------|-------|------|--------|------|---------|------|-------|------|
| | Freq. | Pct. | Freq. | Pct. | Freq. | Pct. | Freq. | Pct. |
| 1 No | 2215 | 97 | 6023 | 98 | 17 | 94 | 8571 | 97.8 |
| 2 Yes | 62 | 3 | 119 | 2 | 1 | 6 | 194 | 2.2 |
| Valid responses = | 2277 | 26 | 6142 | 70 | 18 | 0 | 8765 | 99.0 |

Invalid responses include no response.



AMERICAN COLLEGE HEALTH ASSOCIATION

American College Health Association-National College Health Assessment (ACHA-NCHA III)

Reference Group Data Report - Fall 2020

American College Health Association

8455 Colesville Road, Suite 740

Silver Spring, MD 20910

(410) 859-1500

www.acha.org

Undergraduate Students

December 18, 2023

FREQUENCY REPORT

Number of Surveys (n) =

8851

Web

Surveys

82D) Do you have any of the following?

Learning disability

| | Male | | Female | | Unknown | | Total | |
|-------------------|-------|------|--------|------|---------|------|-------|------|
| | Freq. | Pct. | Freq. | Pct. | Freq. | Pct. | Freq. | Pct. |
| 1 No | 2183 | 96 | 5867 | 96 | 18 | 100 | 8366 | 95.7 |
| 2 Yes | 90 | 4 | 255 | 4 | 0 | 0 | 375 | 4.3 |
| Valid responses = | 2273 | 26 | 6122 | 70 | 18 | 0 | 8741 | 98.8 |

Invalid responses include no response.

82E) Do you have any of the following?

Mobility/Dexterity disability

| | Male | | Female | | Unknown | | Total | |
|-------------------|-------|------|--------|------|---------|------|-------|------|
| | Freq. | Pct. | Freq. | Pct. | Freq. | Pct. | Freq. | Pct. |
| 1 No | 2249 | 99 | 6102 | 99 | 18 | 100 | 8690 | 99.0 |
| 2 Yes | 29 | 1 | 50 | 1 | 0 | 0 | 88 | 1.0 |
| Valid responses = | 2278 | 26 | 6152 | 70 | 18 | 0 | 8778 | 99.2 |

Invalid responses include no response.

82F) Do you have any of the following?

Blind/Low Vision

| | Male | | Female | | Unknown | | Total | |
|-------------------|-------|------|--------|------|---------|------|-------|------|
| | Freq. | Pct. | Freq. | Pct. | Freq. | Pct. | Freq. | Pct. |
| 1 No | 2185 | 96 | 5887 | 96 | 16 | 89 | 8398 | 95.8 |
| 2 Yes | 91 | 4 | 256 | 4 | 2 | 11 | 368 | 4.2 |
| Valid responses = | 2276 | 26 | 6143 | 70 | 18 | 0 | 8766 | 99.0 |

Invalid responses include no response.

82G) Do you have any of the following?

Speech or language disorder

| | Male | | Female | | Unknown | | Total | |
|-------------------|-------|------|--------|------|---------|------|-------|------|
| | Freq. | Pct. | Freq. | Pct. | Freq. | Pct. | Freq. | Pct. |
| 1 No | 2240 | 98 | 6109 | 99 | 18 | 100 | 8692 | 99.0 |
| 2 Yes | 36 | 2 | 49 | 1 | 0 | 0 | 89 | 1.0 |
| Valid responses = | 2276 | 26 | 6158 | 70 | 18 | 0 | 8781 | 99.2 |

Invalid responses include no response.

83) Are you currently or have you been a member of the Armed Services?

| | Male | | Female | | Unknown | | Total | |
|---|-------|------|--------|------|---------|------|-------|------|
| | Freq. | Pct. | Freq. | Pct. | Freq. | Pct. | Freq. | Pct. |
| 1 No | 2195 | 96 | 6132 | 99 | 17 | 94 | 8672 | 98.2 |
| 2 Yes, have served in area of hazardous duty | 35 | 2 | 16 | 0 | 1 | 6 | 54 | 0.6 |
| 3 Yes, have not served in area hazardous duty | 59 | 3 | 43 | 1 | 0 | 0 | 104 | 1.2 |
| Valid responses = | 2289 | 26 | 6191 | 70 | 18 | 0 | 8830 | 99.8 |

Invalid responses include no response.

84) What is the highest level of education completed by either of your parents (or guardians)?

| | Male | | Female | | Unknown | | Total | |
|--|-------|------|--------|------|---------|------|-------|------|
| | Freq. | Pct. | Freq. | Pct. | Freq. | Pct. | Freq. | Pct. |
| 1 Did not finish high school | 44 | 2 | 217 | 4 | 0 | 0 | 267 | 3.0 |
| 2 High school diploma or GED | 321 | 14 | 985 | 16 | 0 | 0 | 1353 | 15.3 |
| 3 Attended college but no degree | 202 | 9 | 629 | 10 | 1 | 6 | 871 | 9.9 |
| 4 Associate's degree | 210 | 9 | 648 | 11 | 0 | 0 | 897 | 10.2 |
| 5 Bachelor's degree | 690 | 30 | 1814 | 29 | 8 | 47 | 2590 | 29.3 |
| 6 Master's degree | 545 | 24 | 1249 | 20 | 6 | 35 | 1878 | 21.3 |
| 7 Doctoral or professional degree (PhD, EdD, MD, JD, etc.) | 237 | 10 | 582 | 9 | 2 | 12 | 860 | 9.7 |
| 8 Don't know | 40 | 2 | 69 | 1 | 0 | 0 | 114 | 1.3 |
| Valid responses = | 2289 | 26 | 6193 | 70 | 17 | 0 | 8830 | 99.8 |

Invalid responses include no response.

85) Are you a parent of a child under the age of 18 or do you have primary responsibility for someone else's child/children under the age of 18?

| | Male | | Female | | Unknown | | Total | |
|-------------------|-------|------|--------|------|---------|------|-------|------|
| | Freq. | Pct. | Freq. | Pct. | Freq. | Pct. | Freq. | Pct. |
| 1 No | 2214 | 97 | 5868 | 95 | 17 | 94 | 8422 | 95.4 |
| 2 Yes | 75 | 3 | 320 | 5 | 1 | 6 | 405 | 4.6 |
| Valid responses = | 2289 | 26 | 6188 | 70 | 18 | 0 | 8827 | 99.7 |

Invalid responses include no response.



AMERICAN COLLEGE HEALTH ASSOCIATION

American College Health Association-National College Health Assessment (ACHA-NCHA III)

Reference Group Data Report - Fall 2020

American College Health Association

8455 Colesville Road, Suite 740

Silver Spring, MD 20910

(410) 859-1500

www.acha.org

Undergraduate Students

December 18, 2023

FREQUENCY REPORT

Number of Surveys (n) =

8851

Web

Surveys

HT_INCH Height in Inches

| | Male | | Female | | Unknown | | Total | |
|---------------------|-------|------|--------|------|---------|------|-------|------|
| | Freq. | Pct. | Freq. | Pct. | Freq. | Pct. | Freq. | Pct. |
| 1 36 or Less Inches | 0 | 0 | 0 | 0 | 0 | 0 | 0 | 0.0 |
| 2 37 to 48 Inches | 0 | 0 | 0 | 0 | 0 | 0 | 0 | 0.0 |
| 3 49 to 60 Inches | 2 | 0 | 399 | 7 | 1 | 6 | 418 | 4.8 |
| 4 61 to 72 Inches | 1650 | 73 | 5706 | 93 | 11 | 69 | 7666 | 87.8 |
| 5 73 to 84 Inches | 606 | 27 | 25 | 0 | 4 | 25 | 646 | 7.4 |
| 6 85 or More Inches | 0 | 0 | 2 | 0 | 0 | 0 | 3 | 0.0 |
| Valid responses = | 2258 | 26 | 6132 | 70 | 16 | 0 | 8733 | 98.7 |

Invalid responses include no response.

Due to the improbability of a student surviving a drinking episode resulting in an extremely high BAC, all students with a BAC of .50% or higher are omitted from the BAC figures in this report. BAC is an estimated figure based on the reported number of drinks consumed during the last time they drank alcohol in a social setting, their approximate time of consumption, sex, weight, and the average rate of ethanol metabolism. The BAC variable has only been altered for this report, and remains unchanged in the data file.

BAC Estimated Blood Alcohol Content

| | Mean | Median | Std Dev | Min | Max |
|---------|------|--------|---------|-----|------|
| Male | 0.05 | 0.02 | 0.06 | 0 | 0.35 |
| Female | 0.05 | 0.03 | 0.06 | 0 | 0.49 |
| Overall | 0.05 | 0.02 | 0.06 | 0 | 0.49 |

BAC Estimated Blood Alcohol Content

| | Male | | Female | | Unknown | | Total | |
|-----------------------|-------|------|--------|------|---------|------|-------|------|
| | Freq. | Pct. | Freq. | Pct. | Freq. | Pct. | Freq. | Pct. |
| 0 0% Alcohol | 514 | 38 | 1295 | 33 | 2 | 67 | 1886 | 34.1 |
| 1 .01 to .05% Alcohol | 469 | 34 | 1550 | 39 | 1 | 33 | 2096 | 37.9 |
| 2 .06 to .07% Alcohol | 96 | 7 | 308 | 8 | 0 | 0 | 415 | 7.5 |
| 3 .08 to .09% Alcohol | 71 | 5 | 236 | 6 | 0 | 0 | 310 | 5.6 |
| 4 .10 to .15% Alcohol | 134 | 10 | 389 | 10 | 0 | 0 | 537 | 9.7 |
| 5 .16 to .20% Alcohol | 48 | 4 | 104 | 3 | 0 | 0 | 158 | 2.9 |
| 6 .21 to .25% Alcohol | 21 | 2 | 46 | 1 | 0 | 0 | 68 | 1.2 |
| 7 .26 to .30% Alcohol | 8 | 1 | 23 | 1 | 0 | 0 | 31 | 0.6 |
| 8 .31 to .49% Alcohol | 7 | 1 | 22 | 1 | 0 | 0 | 30 | 0.5 |
| Valid responses = | 1368 | 25 | 3973 | 72 | 3 | 0 | 5531 | 62.5 |

Invalid responses include no response.

RBAC1 Recoded Estimated Blood Alcohol Content .08%

| | Male | | Female | | Unknown | | Total | |
|-------------------|-------|------|--------|------|---------|------|-------|------|
| | Freq. | Pct. | Freq. | Pct. | Freq. | Pct. | Freq. | Pct. |
| 0 Less than .08% | 1079 | 79 | 3153 | 79 | 3 | 100 | 4397 | 79.5 |
| 1 .08% or higher | 289 | 21 | 820 | 21 | 0 | 0 | 1134 | 20.5 |
| Valid responses = | 1368 | 25 | 3973 | 72 | 3 | 0 | 5531 | 62.5 |

Invalid responses include no response.

RBAC2 Recoded Estimated Blood Alcohol Content .1%

| | Male | | Female | | Unknown | | Total | |
|-------------------|-------|------|--------|------|---------|------|-------|------|
| | Freq. | Pct. | Freq. | Pct. | Freq. | Pct. | Freq. | Pct. |
| 0 Less than .1% | 1150 | 84 | 3389 | 85 | 3 | 100 | 4707 | 85.1 |
| 1 .1% or higher | 218 | 16 | 584 | 15 | 0 | 0 | 824 | 14.9 |
| Valid responses = | 1368 | 25 | 3973 | 72 | 3 | 0 | 5531 | 62.5 |

Invalid responses include no response.

BMI Body Mass Index

| | Mean | Median | Std Dev | Min | Max |
|---------|-------|--------|---------|-----|-----|
| Male | 25.29 | 24.00 | 5.46 | 15 | 61 |
| Female | 25.24 | 23.00 | 6.34 | 9 | 71 |
| Overall | 25.30 | 24.00 | 6.18 | 9 | 71 |

RBMI Body Mass Index Classifications

| | Male | | Female | | Unknown | | Total | |
|-------------------------------|-------|------|--------|------|---------|------|-------|------|
| | Freq. | Pct. | Freq. | Pct. | Freq. | Pct. | Freq. | Pct. |
| 1 Underweight (<18.5) | 131 | 6 | 317 | 5 | 1 | 6 | 467 | 5.4 |
| 2 Desired weight (18.5- 24.9) | 1122 | 50 | 3418 | 56 | 7 | 44 | 4696 | 54.3 |
| 3 Overweight (25- 29.9) | 651 | 29 | 1283 | 21 | 7 | 44 | 2013 | 23.3 |
| 4 Class I obesity (30- 34.9) | 214 | 10 | 580 | 10 | 0 | 0 | 836 | 9.7 |
| 5 Class II obesity (35- 39.9) | 86 | 4 | 243 | 4 | 0 | 0 | 351 | 4.1 |
| 6 Class III obesity (>=40) | 46 | 2 | 226 | 4 | 1 | 6 | 293 | 3.4 |
| Valid responses = | 2250 | 26 | 6067 | 70 | 16 | 0 | 8656 | 97.8 |

Invalid responses include no response.



AMERICAN COLLEGE HEALTH ASSOCIATION

American College Health Association-National College Health Assessment (ACHA-NCHA III)

Reference Group Data Report - Fall 2020

American College Health Association

8455 Colesville Road, Suite 740

Silver Spring, MD 20910

(410) 859-1500

www.acha.org

Undergraduate Students

December 18, 2023

FREQUENCY REPORT

Number of Surveys (n) =

8851

Web

Surveys

USDAFI USDA Food Security Score

| | Mean | Median | Std Dev | Min | Max |
|---------|------|--------|---------|-----|-----|
| Male | 1.56 | 0.00 | 2.04 | 0 | 6 |
| Female | 1.71 | 1.00 | 2.1 | 0 | 6 |
| Overall | 1.69 | 1.00 | 2.09 | 0 | 6 |

RUSDAFI USDA Food Security Category

| | Male Freq. | Pct. | Female Freq. | Pct. | Unknown Freq. | Pct. | Total Freq. | Pct. |
|--|---------------|------|-----------------|------|------------------|------|----------------|------|
| 1 Very low food security (5-6) | 329 | 15 | 1001 | 16 | 1 | 5 | 1406 | 16.2 |
| 2 Low food security (2-4) | 486 | 22 | 1440 | 24 | 3 | 14 | 2020 | 23.3 |
| 3 High or marginal food security (0-1) | 1435 | 64 | 3645 | 60 | 17 | 81 | 5257 | 60.5 |
| Valid responses = | 2250 | 26 | 6086 | 70 | 21 | 0 | 8683 | 98.1 |

Invalid responses include no response.

KESSLER6 Kessler 6 (K6) Non-Specific Psychological Distress Score

| | Mean | Median | Std Dev | Min | Max |
|---------|------|--------|---------|-----|-----|
| Male | 7.72 | 7.00 | 5.25 | 0 | 24 |
| Female | 9.25 | 9.00 | 5.38 | 0 | 24 |
| Overall | 8.97 | 8.00 | 5.44 | 0 | 24 |

RKESSLER6 Recoded Kessler 6 (K6) Non-Specific Psychological Distress*

| | Male Freq. | Pct. | Female Freq. | Pct. | Unknown Freq. | Pct. | Total Freq. | Pct. |
|---|---------------|------|-----------------|------|------------------|------|----------------|------|
| 1 No or low psychological distress (0-12) | 1861 | 82 | 4530 | 74 | 11 | 61 | 6572 | 74.9 |
| 3 Serious psychological distress (13-24) | 414 | 18 | 1621 | 26 | 7 | 39 | 2201 | 25.1 |
| Valid responses = | 2275 | 26 | 6151 | 70 | 18 | 0 | 8773 | 99.1 |

*ACHA discontinued the practice of reporting moderate psychological distress in fall 2023 due to lack of consensus on an appropriate cut off score. Instead, we recommend reporting only students who screen positive (or negative) for serious psychological distress as indicated above. All reference group reports were updated to reflect this change.

ULS3 UCLA Loneliness Scale Score

| | Mean | Median | Std Dev | Min | Max |
|---------|------|--------|---------|-----|-----|
| Male | 5.49 | 6.00 | 1.89 | 3 | 9 |
| Female | 5.61 | 6.00 | 1.84 | 3 | 9 |
| Overall | 5.61 | 6.00 | 1.87 | 3 | 9 |

RULS3 Recoded UCLA Loneliness Scale

| | Male Freq. | Pct. | Female Freq. | Pct. | Unknown Freq. | Pct. | Total Freq. | Pct. |
|---------------------------------|---------------|------|-----------------|------|------------------|------|----------------|------|
| 1 Negative for loneliness (3-5) | 1133 | 50 | 2875 | 47 | 7 | 39 | 4102 | 46.7 |
| 2 Positive for loneliness (6-9) | 1146 | 50 | 3288 | 53 | 11 | 61 | 4689 | 53.3 |
| Valid responses = | 2279 | 26 | 6163 | 70 | 18 | 0 | 8791 | 99.3 |

Invalid responses include no response.

SBQR Suicide Behavior Questionnaire-Revised (SBQR) Screening Score

| | Mean | Median | Std Dev | Min | Max |
|---------|------|--------|---------|-----|-----|
| Male | 5.05 | 4.00 | 2.91 | 3 | 18 |
| Female | 5.23 | 4.00 | 3.08 | 3 | 18 |
| Overall | 5.30 | 4.00 | 3.13 | 3 | 18 |

RSBQR Recoded Suicide Behavior Questionnaire-Revised (SBQR)

| | Male Freq. | Pct. | Female Freq. | Pct. | Unknown Freq. | Pct. | Total Freq. | Pct. |
|--|---------------|------|-----------------|------|------------------|------|----------------|------|
| 1 Negative for suicidal screening (3-6) | 1741 | 76 | 4562 | 74 | 13 | 77 | 6438 | 73.2 |
| 2 Positive for suicidal screening (7-18) | 540 | 24 | 1607 | 26 | 4 | 24 | 2359 | 26.8 |
| Valid responses = | 2281 | 26 | 6169 | 70 | 17 | 0 | 8797 | 99.4 |

Invalid responses include no response.

DIENER Diener Flourishing Score

| | Mean | Median | Std Dev | Min | Max |
|---------|-------|--------|---------|-----|-----|
| Male | 44.40 | 46.00 | 9 | 8 | 56 |
| Female | 45.20 | 47.00 | 8.12 | 8 | 56 |
| Overall | 44.73 | 47.00 | 8.56 | 8 | 56 |

CDRISC2 Connor-Davidson Resilience Scale 2 (CD-RISC2) Score

| | Mean | Median | Std Dev | Min | Max |
|---------|------|--------|---------|-----|-----|
| Male | 6.18 | 6.00 | 1.45 | 0 | 8 |
| Female | 5.84 | 6.00 | 1.46 | 0 | 8 |
| Overall | 5.91 | 6.00 | 1.47 | 0 | 8 |



AMERICAN COLLEGE HEALTH ASSOCIATION

American College Health Association-National College Health Assessment (ACHA-NCHA III)

Reference Group Data Report - Fall 2020

American College Health Association

8455 Colesville Road, Suite 740

Silver Spring, MD 20910

(410) 859-1500

www.acha.org

Undergraduate Students

December 18, 2023

FREQUENCY REPORT

Number of Surveys (n) =

8851

Web

Surveys

SSISTOBACCO ASSIST SSIS TOBACCO SCORE

| | Mean | Median | Std Dev | Min | Max |
|---------|------|--------|---------|-----|-----|
| Male | 8.63 | 6.00 | 8.29 | 0 | 31 |
| Female | 7.52 | 4.00 | 8.28 | 0 | 31 |
| Overall | 7.88 | 5.00 | 8.34 | 0 | 31 |

TOBACCORISK ASSIST Tobacco Risk

| | Male Freq. | Pct. | Female Freq. | Pct. | Unknown Freq. | Pct. | Total Freq. | Pct. |
|------------------------|---------------|------|-----------------|------|------------------|------|----------------|------|
| 1 Low Risk (0-3) | 321 | 40 | 903 | 49 | 0 | 0 | 1270 | 46.4 |
| 2 Moderate Risk (4-26) | 449 | 57 | 878 | 48 | 0 | 0 | 1378 | 50.3 |
| 3 High Risk (27-39) | 25 | 3 | 59 | 3 | 0 | 0 | 92 | 3.4 |
| Valid responses = | 795 | 29 | 1840 | 67 | 0 | 0 | 2740 | 31.0 |

Invalid responses include no response.

SSISALCOHOL ASSIST SSIS ALCOHOL SCORE

| | Mean | Median | Std Dev | Min | Max |
|---------|------|--------|---------|-----|-----|
| Male | 6.68 | 5.00 | 5.91 | 0 | 38 |
| Female | 6.40 | 5.00 | 5.26 | 0 | 38 |
| Overall | 6.49 | 5.00 | 5.48 | 0 | 38 |

ALCOHOLRISK ASSIST Alcohol Risk

| | Male Freq. | Pct. | Female Freq. | Pct. | Unknown Freq. | Pct. | Total Freq. | Pct. |
|-------------------------|---------------|------|-----------------|------|------------------|------|----------------|------|
| 1 Low Risk (0-10) | 1182 | 83 | 3408 | 85 | 5 | 100 | 4769 | 84.2 |
| 2 Moderate Risk (11-26) | 224 | 16 | 576 | 14 | 0 | 0 | 831 | 14.7 |
| 3 High Risk (27-39) | 24 | 2 | 36 | 1 | 0 | 0 | 65 | 1.1 |
| Valid responses = | 1430 | 25 | 4020 | 71 | 5 | 0 | 5665 | 64.0 |

Invalid responses include no response.

SSISCANNABIS ASSIST SSIS CANNABIS SCORE

| | Mean | Median | Std Dev | Min | Max |
|---------|------|--------|---------|-----|-----|
| Male | 6.16 | 4.00 | 7.15 | 0 | 39 |
| Female | 5.56 | 3.00 | 6.76 | 0 | 39 |
| Overall | 5.77 | 3.00 | 6.91 | 0 | 39 |

CANNABISRISK ASSIST Cannabis Risk

| | Male Freq. | Pct. | Female Freq. | Pct. | Unknown Freq. | Pct. | Total Freq. | Pct. |
|------------------------|---------------|------|-----------------|------|------------------|------|----------------|------|
| 1 Low Risk (0-3) | 375 | 49 | 1096 | 53 | 0 | 0 | 1536 | 51.5 |
| 2 Moderate Risk (4-26) | 373 | 49 | 937 | 45 | 2 | 100 | 1385 | 46.5 |
| 3 High Risk (27-39) | 17 | 2 | 37 | 2 | 0 | 0 | 59 | 2.0 |
| Valid responses = | 765 | 26 | 2070 | 69 | 2 | 0 | 2980 | 33.7 |

Invalid responses include no response.

SSISCOCAINE ASSIST SSIS COCAINE SCORE

| | Mean | Median | Std Dev | Min | Max |
|---------|------|--------|---------|-----|-----|
| Male | 2.77 | 2.00 | 4.41 | 0 | 31 |
| Female | 2.37 | 0.00 | 4.25 | 0 | 31 |
| Overall | 2.47 | 0.00 | 4.25 | 0 | 31 |

COCAINERISK ASSIST Cocaine Risk

| | Male Freq. | Pct. | Female Freq. | Pct. | Unknown Freq. | Pct. | Total Freq. | Pct. |
|------------------------|---------------|------|-----------------|------|------------------|------|----------------|------|
| 1 Low Risk (0-3) | 102 | 76 | 183 | 81 | 0 | 0 | 297 | 79.6 |
| 2 Moderate Risk (4-26) | 32 | 24 | 41 | 18 | 0 | 0 | 74 | 19.8 |
| 3 High Risk (27-39) | 1 | 1 | 1 | 0 | 0 | 0 | 2 | 0.5 |
| Valid responses = | 135 | 36 | 225 | 60 | 0 | 0 | 373 | 4.2 |

Invalid responses include no response.

SSISMETH ASSIST SSIS METHAMPHETAMINE SCORE

| | Mean | Median | Std Dev | Min | Max |
|---------|------|--------|---------|-----|-----|
| Male | 3.50 | 0.00 | 6 | 0 | 23 |
| Female | 5.33 | 3.00 | 8.11 | 0 | 31 |
| Overall | 4.55 | 2.00 | 7.42 | 0 | 31 |

METHRISK ASSIST Methamphetamine Risk

| | Male Freq. | Pct. | Female Freq. | Pct. | Unknown Freq. | Pct. | Total Freq. | Pct. |
|------------------------|---------------|------|-----------------|------|------------------|------|----------------|------|
| 1 Low Risk (0-3) | 11 | 69 | 23 | 59 | 0 | 0 | 37 | 63.8 |
| 2 Moderate Risk (4-26) | 5 | 31 | 14 | 36 | 0 | 0 | 19 | 32.8 |
| 3 High Risk (27-39) | 0 | 0 | 2 | 5 | 0 | 0 | 2 | 3.4 |
| Valid responses = | 16 | 28 | 39 | 67 | 0 | 0 | 58 | 0.7 |

Invalid responses include no response.



AMERICAN COLLEGE HEALTH ASSOCIATION

American College Health Association-National College Health Assessment (ACHA-NCHA III)
Reference Group Data Report - Fall 2020
 American College Health Association
 8455 Colesville Road, Suite 740
 Silver Spring, MD 20910
 (410) 859-1500
www.acha.org

December 18, 2023
 FREQUENCY REPORT
 Number of Surveys (n) = 8851 Web Surveys

SSISINHALANT ASSIST SSIS INHALANTS SCORE

| | Mean | Median | Std Dev | Min | Max |
|---------|------|--------|---------|-----|-----|
| Male | 2.02 | 0.00 | 3.87 | 0 | 20 |
| Female | 1.81 | 0.00 | 3.22 | 0 | 23 |
| Overall | 1.92 | 0.00 | 3.5 | 0 | 23 |

INHALANTRISK ASSIST Inhalant Risk

| | Male Freq. | Pct. | Female Freq. | Pct. | Unknown Freq. | Pct. | Total Freq. | Pct. |
|------------------------|---------------|------|-----------------|------|------------------|------|----------------|------|
| 1 Low Risk (0-3) | 48 | 84 | 75 | 82 | 0 | 0 | 138 | 82.6 |
| 2 Moderate Risk (4-26) | 9 | 16 | 16 | 18 | 0 | 0 | 29 | 17.4 |
| 3 High Risk (27-39) | 0 | 0 | 0 | 0 | 0 | 0 | 0 | 0.0 |
| Valid responses = | 57 | 34 | 91 | 54 | 0 | 0 | 167 | 1.9 |

Invalid responses include no response.

SSISRXSTIMULANT ASSIST SSIS ADJUSTED PRESCRIPTION STIMULANT SCORE

| | Mean | Median | Std Dev | Min | Max |
|---------|------|--------|---------|-----|-----|
| Male | 2.27 | 0.00 | 4.35 | 0 | 28 |
| Female | 2.68 | 0.00 | 4.45 | 0 | 36 |
| Overall | 2.51 | 0.00 | 4.36 | 0 | 36 |

RXSTIMULANTRISK ASSIST Prescription Stimulant Risk

| | Male Freq. | Pct. | Female Freq. | Pct. | Unknown Freq. | Pct. | Total Freq. | Pct. |
|------------------------|---------------|------|-----------------|------|------------------|------|----------------|------|
| 1 Low Risk (0-3) | 177 | 82 | 282 | 75 | 1 | 100 | 481 | 77.8 |
| 2 Moderate Risk (4-26) | 36 | 17 | 90 | 24 | 0 | 0 | 133 | 21.5 |
| 3 High Risk (27-39) | 2 | 1 | 2 | 1 | 0 | 0 | 4 | 0.6 |
| Valid responses = | 215 | 35 | 374 | 61 | 1 | 0 | 618 | 7.0 |

Invalid responses include no response.

SSISSEDATIVE ASSIST SSIS ADJUSTED SEDATIVE SCORE

| | Mean | Median | Std Dev | Min | Max |
|---------|------|--------|---------|-----|-----|
| Male | 2.93 | 0.00 | 5.13 | 0 | 32 |
| Female | 3.32 | 0.00 | 5.35 | 0 | 30 |
| Overall | 3.16 | 0.00 | 5.29 | 0 | 32 |

SEDATIVERISK ASSIST Sedative Risk

| | Male Freq. | Pct. | Female Freq. | Pct. | Unknown Freq. | Pct. | Total Freq. | Pct. |
|------------------------|---------------|------|-----------------|------|------------------|------|----------------|------|
| 1 Low Risk (0-3) | 82 | 75 | 153 | 70 | 1 | 100 | 254 | 72.2 |
| 2 Moderate Risk (4-26) | 27 | 25 | 64 | 29 | 0 | 0 | 95 | 27.0 |
| 3 High Risk (27-39) | 1 | 1 | 2 | 1 | 0 | 0 | 3 | 0.9 |
| Valid responses = | 110 | 31 | 219 | 62 | 1 | 0 | 352 | 4.0 |

Invalid responses include no response.

SSISHALLUCINOGEN ASSIST SSIS HALLUCINOGENS SCORE

| | Mean | Median | Std Dev | Min | Max |
|---------|------|--------|---------|-----|-----|
| Male | 2.58 | 2.00 | 3.72 | 0 | 20 |
| Female | 2.37 | 0.00 | 3.98 | 0 | 35 |
| Overall | 2.51 | 0.00 | 3.92 | 0 | 35 |

HALLUCINOGENRISK ASSIST Hallucinogen Risk

| | Male Freq. | Pct. | Female Freq. | Pct. | Unknown Freq. | Pct. | Total Freq. | Pct. |
|------------------------|---------------|------|-----------------|------|------------------|------|----------------|------|
| 1 Low Risk (0-3) | 177 | 76 | 277 | 77 | 0 | 0 | 484 | 76.2 |
| 2 Moderate Risk (4-26) | 55 | 24 | 83 | 23 | 1 | 100 | 150 | 23.6 |
| 3 High Risk (27-39) | 0 | 0 | 1 | 0 | 0 | 0 | 1 | 0.2 |
| Valid responses = | 232 | 37 | 361 | 57 | 1 | 0 | 635 | 7.2 |

Invalid responses include no response.

SSISHEROIN ASSIST SSIS HEROIN SCORE

| | Mean | Median | Std Dev | Min | Max |
|---------|------|--------|---------|-----|-----|
| Male | 5.33 | 2.00 | 9.76 | 0 | 34 |
| Female | 2.22 | 0.00 | 2.78 | 0 | 7 |
| Overall | 3.45 | 0.00 | 6.45 | 0 | 34 |

HEROINRISK ASSIST Heroin Risk

| | Male Freq. | Pct. | Female Freq. | Pct. | Unknown Freq. | Pct. | Total Freq. | Pct. |
|------------------------|---------------|------|-----------------|------|------------------|------|----------------|------|
| 1 Low Risk (0-3) | 8 | 67 | 13 | 72 | 0 | 0 | 22 | 71.0 |
| 2 Moderate Risk (4-26) | 3 | 25 | 5 | 28 | 0 | 0 | 8 | 25.8 |
| 3 High Risk (27-39) | 1 | 8 | 0 | 0 | 0 | 0 | 1 | 3.2 |
| Valid responses = | 12 | 39 | 18 | 58 | 0 | 0 | 31 | 0.4 |

Invalid responses include no response.



AMERICAN COLLEGE HEALTH ASSOCIATION

American College Health Association-National College Health Assessment (ACHA-NCHA III)

Reference Group Data Report - Fall 2020

American College Health Association

8455 Colesville Road, Suite 740

Silver Spring, MD 20910

(410) 859-1500

www.acha.org

Undergraduate Students

December 18, 2023

FREQUENCY REPORT

Number of Surveys (n) =

8851

Web

Surveys

SSISRXOPIOID ASSIST SSIS ADJUSTED PRESCRIPTION OPIOID SCORE

| | Mean | Median | Std Dev | Min | Max |
|---------|------|--------|---------|-----|-----|
| Male | 2.05 | 0.00 | 4.54 | 0 | 33 |
| Female | 1.91 | 0.00 | 4.54 | 0 | 31 |
| Overall | 1.93 | 0.00 | 4.42 | 0 | 33 |

RXOPIOIDRISK ASSIST Opioid Risk

| | Male Freq. | Pct. | Female Freq. | Pct. | Unknown Freq. | Pct. | Total Freq. | Pct. |
|------------------------|---------------|------|-----------------|------|------------------|------|----------------|------|
| 1 Low Risk (0-3) | 70 | 80 | 115 | 83 | 0 | 0 | 200 | 82.0 |
| 2 Moderate Risk (4-26) | 17 | 19 | 22 | 16 | 0 | 0 | 41 | 16.8 |
| 3 High Risk (27-39) | 1 | 1 | 2 | 1 | 0 | 0 | 3 | 1.2 |
| Valid responses = | 88 | 36 | 139 | 57 | 0 | 0 | 244 | 2.8 |

Invalid responses include no response.

SSISOTHER ASSIST SSIS OTHER DRUG SCORE

| | Mean | Median | Std Dev | Min | Max |
|---------|------|--------|---------|-----|-----|
| Male | 4.63 | 3.00 | 4.99 | 0 | 18 |
| Female | 8.65 | 9.00 | 6.85 | 0 | 24 |
| Overall | 7.00 | 6.00 | 6.28 | 0 | 24 |

OTHERSSISRISK ASSIST Other Drug Risk

| | Male Freq. | Pct. | Female Freq. | Pct. | Unknown Freq. | Pct. | Total Freq. | Pct. |
|------------------------|---------------|------|-----------------|------|------------------|------|----------------|------|
| 1 Low Risk (0-3) | 11 | 58 | 8 | 31 | 0 | 0 | 21 | 41.2 |
| 2 Moderate Risk (4-26) | 8 | 42 | 18 | 69 | 0 | 0 | 30 | 58.8 |
| 3 High Risk (27-39) | 0 | 0 | 0 | 0 | 0 | 0 | 0 | 0.0 |
| Valid responses = | 19 | 37 | 26 | 51 | 0 | 0 | 51 | 0.6 |

Invalid responses include no response.

PATOTALMOD Total moderate activity minutes/week conversion

| | Mean | Median | Std Dev | Min | Max |
|---------|--------|--------|---------|-----|-------|
| Male | 479.00 | 300.00 | 639.7 | 0 | 11040 |
| Female | 392.15 | 220.00 | 558.27 | 0 | 9000 |
| Overall | 411.04 | 240.00 | 576.79 | 0 | 11040 |

PAAERO Met Weekly PA Guideline for Aerobic Activity ONLY

| | Male Freq. | Pct. | Female Freq. | Pct. | Unknown Freq. | Pct. | Total Freq. | Pct. |
|-------------------|---------------|------|-----------------|------|------------------|------|----------------|------|
| 1 No | 674 | 30 | 2256 | 37 | 12 | 60 | 3098 | 35.5 |
| 2 Yes | 1589 | 70 | 3854 | 63 | 8 | 40 | 5619 | 64.5 |
| Valid responses = | 2263 | 26 | 6110 | 70 | 20 | 0 | 8717 | 98.5 |

Invalid responses include no response.

PAGUIDE Met Weekly PA Guideline for Aerobic and Muscle-Strengthening Activity

| | Male Freq. | Pct. | Female Freq. | Pct. | Unknown Freq. | Pct. | Total Freq. | Pct. |
|-------------------|---------------|------|-----------------|------|------------------|------|----------------|------|
| 1 No | 1198 | 53 | 3966 | 65 | 12 | 60 | 5422 | 62.2 |
| 2 Yes | 1064 | 47 | 2143 | 35 | 8 | 40 | 3293 | 37.8 |
| Valid responses = | 2262 | 26 | 6109 | 70 | 20 | 0 | 8715 | 98.5 |

Invalid responses include no response.

HAPAGUIDE Met Weekly PA Guideline for HIGHLY ACTIVE Adults

| | Male Freq. | Pct. | Female Freq. | Pct. | Unknown Freq. | Pct. | Total Freq. | Pct. |
|-------------------|---------------|------|-----------------|------|------------------|------|----------------|------|
| 1 No | 1410 | 62 | 4476 | 73 | 15 | 75 | 6170 | 70.8 |
| 2 Yes | 852 | 38 | 1633 | 27 | 5 | 25 | 2545 | 29.2 |
| Valid responses = | 2262 | 26 | 6109 | 70 | 20 | 0 | 8715 | 98.5 |

Invalid responses include no response.



AMERICAN COLLEGE HEALTH ASSOCIATION

American College Health Association-National College Health Assessment (ACHA-NCHA III)

Reference Group Data Report - Fall 2020

American College Health Association

8455 Colesville Road, Suite 740

Silver Spring, MD 20910

(410) 859-1500

www.acha.org

Undergraduate Students

December 18, 2023

FREQUENCY REPORT

Number of Surveys (n) =

8851

Web

Surveys

QCOVID1 Have you ever had COVID-19 (the novel coronavirus disease)?

| | Male | | Female | | Unknown | | Total | |
|--|-------|------|--------|------|---------|------|-------|------|
| | Freq. | Pct. | Freq. | Pct. | Freq. | Pct. | Freq. | Pct. |
| 1 Yes (confirmed by a test) | 159 | 7 | 408 | 7 | 0 | 0 | 577 | 6.5 |
| 3 Maybe (e.g., I have had symptoms consistent with COVID-19, but it was not confirmed by a test) | 233 | 10 | 563 | 9 | 2 | 9 | 835 | 9.5 |
| 5 Probably not (no symptoms or other reason to think I have had it) | 985 | 43 | 2431 | 39 | 10 | 46 | 3566 | 40.4 |
| 6 No (confirmed by negative test) | 910 | 40 | 2774 | 45 | 10 | 46 | 3839 | 43.5 |
| Valid responses = | 2287 | 26 | 6176 | 70 | 22 | 0 | 8817 | 99.6 |
| Invalid responses include no response. | | | | | | | | |

QCOVID1A How severe were any symptoms that you experienced? (only includes students who selected Yes or Maybe to ever having had COVID-19)

| | Male | | Female | | Unknown | | Total | |
|--|-------|------|--------|------|---------|------|-------|------|
| | Freq. | Pct. | Freq. | Pct. | Freq. | Pct. | Freq. | Pct. |
| 1 Severe (e.g., difficulty breathing or speaking, low blood pressure, high fever of 103 F (39.4 C or higher) | 19 | 5 | 65 | 7 | 0 | 0 | 87 | 6.2 |
| 2 Moderate (e.g., some shortness of breath, cough, fever of 100.4 F (38 C) or higher) | 128 | 33 | 387 | 40 | 0 | 0 | 534 | 37.9 |
| 3 Mild (e.g., cold-like symptoms) | 194 | 50 | 428 | 44 | 1 | 50 | 646 | 45.8 |
| 4 No symptoms (asymptomatic) | 51 | 13 | 89 | 9 | 1 | 50 | 143 | 10.1 |
| Valid responses = | 392 | 28 | 969 | 69 | 2 | 0 | 1410 | 15.9 |
| Invalid responses include no response. | | | | | | | | |

QCOVID1B Were you hospitalized because of your COVID-19 symptoms? (only includes students who selected Yes or Maybe to ever having had COVID-19)

| | Male | | Female | | Unknown | | Total | |
|--|-------|------|--------|------|---------|------|-------|------|
| | Freq. | Pct. | Freq. | Pct. | Freq. | Pct. | Freq. | Pct. |
| 1 Yes | 6 | 2 | 9 | 1 | 0 | 0 | 17 | 1.2 |
| 2 No | 384 | 99 | 960 | 99 | 2 | 100 | 1391 | 98.8 |
| Valid responses = | 390 | 28 | 969 | 69 | 2 | 0 | 1408 | 15.9 |
| Invalid responses include no response. | | | | | | | | |

QCOVID2 Have you had a loved one, close family member, or friend die due to COVID-19?

| | Male | | Female | | Unknown | | Total | |
|--|-------|------|--------|------|---------|------|-------|------|
| | Freq. | Pct. | Freq. | Pct. | Freq. | Pct. | Freq. | Pct. |
| 1 Yes | 154 | 7 | 582 | 9 | 1 | 5 | 769 | 8.7 |
| 2 No | 2137 | 93 | 5618 | 91 | 21 | 96 | 8076 | 91.3 |
| Valid responses = | 2291 | 26 | 6200 | 70 | 22 | 0 | 8845 | 99.9 |
| Invalid responses include no response. | | | | | | | | |

QCOVID3 Do you have a loved one, close family member, or friend that has been dealing with long term effects (or a long recovery) following a COVID-19 illness?

| | Male | | Female | | Unknown | | Total | |
|--|-------|------|--------|------|---------|------|-------|------|
| | Freq. | Pct. | Freq. | Pct. | Freq. | Pct. | Freq. | Pct. |
| 1 Yes | 269 | 12 | 964 | 16 | 5 | 23 | 1300 | 14.7 |
| 2 No | 2019 | 88 | 5235 | 84 | 17 | 77 | 7541 | 85.3 |
| Valid responses = | 2288 | 26 | 6199 | 70 | 22 | 0 | 8841 | 99.9 |
| Invalid responses include no response. | | | | | | | | |

QCOVID4 How supportive have your professors and instructors been for you during the COVID-19 pandemic?

| | Male | | Female | | Unknown | | Total | |
|--|-------|------|--------|------|---------|------|-------|------|
| | Freq. | Pct. | Freq. | Pct. | Freq. | Pct. | Freq. | Pct. |
| 1 Very unsupportive | 64 | 3 | 180 | 3 | 1 | 5 | 253 | 2.9 |
| 2 Unsupportive | 75 | 3 | 277 | 5 | 1 | 5 | 369 | 4.2 |
| 3 Neither supportive nor unsupportive | 326 | 14 | 873 | 14 | 2 | 9 | 1239 | 14.0 |
| 4 Supportive | 933 | 41 | 2645 | 43 | 11 | 50 | 3725 | 42.1 |
| 5 Very supportive | 572 | 25 | 1653 | 27 | 5 | 23 | 2310 | 26.1 |
| 6 I do not think about my professors and instructors for support | 322 | 14 | 571 | 9 | 2 | 9 | 949 | 10.7 |
| Valid responses = | 2292 | 26 | 6199 | 70 | 22 | 0 | 8845 | 99.9 |
| Invalid responses include no response. | | | | | | | | |

QCOVID5 I believe that my campus has done enough to protect students from COVID-19.

| | Male | | Female | | Unknown | | Total | |
|--|-------|------|--------|------|---------|------|-------|------|
| | Freq. | Pct. | Freq. | Pct. | Freq. | Pct. | Freq. | Pct. |
| 1 Strongly disagree | 92 | 4 | 204 | 3 | 0 | 0 | 322 | 3.6 |
| 2 Disagree | 196 | 9 | 655 | 11 | 4 | 19 | 908 | 10.3 |
| 3 Neither disagree nor agree | 386 | 17 | 1038 | 17 | 3 | 14 | 1474 | 16.7 |
| 4 Agree | 1027 | 45 | 2792 | 45 | 7 | 33 | 3970 | 44.9 |
| 5 Strongly agree | 591 | 26 | 1512 | 24 | 7 | 33 | 2172 | 24.6 |
| Valid responses = | 2292 | 26 | 6201 | 70 | 21 | 0 | 8846 | 99.9 |
| Invalid responses include no response. | | | | | | | | |



AMERICAN COLLEGE HEALTH ASSOCIATION

American College Health Association-National College Health Assessment (ACHA-NCHA III)

Reference Group Data Report - Fall 2020

American College Health Association

8455 Colesville Road, Suite 740

Silver Spring, MD 20910

(410) 859-1500

www.acha.org

Undergraduate Students

December 18, 2023

FREQUENCY REPORT

Number of Surveys (n) =

8851 Web Surveys

QCOVID6 I follow my campus policies related to COVID-19.

| | Male | | Female | | Unknown | | Total | |
|------------------------------|-------|------|--------|------|---------|------|-------|------|
| | Freq. | Pct. | Freq. | Pct. | Freq. | Pct. | Freq. | Pct. |
| 1 Strongly disagree | 27 | 1 | 31 | 1 | 0 | 0 | 58 | 0.7 |
| 2 Disagree | 49 | 2 | 56 | 1 | 0 | 0 | 107 | 1.2 |
| 3 Neither disagree nor agree | 173 | 8 | 326 | 5 | 1 | 5 | 514 | 5.8 |
| 4 Agree | 1024 | 45 | 2554 | 41 | 7 | 33 | 3694 | 41.8 |
| 5 Strongly agree | 1019 | 45 | 3230 | 52 | 13 | 62 | 4469 | 50.5 |
| Valid responses = | 2292 | 26 | 6197 | 70 | 21 | 0 | 8842 | 99.9 |

Invalid responses include no response.

QCOVID7 I believe that the policies implemented by my campus can reduce the spread of COVID-19.

| | Male | | Female | | Unknown | | Total | |
|------------------------------|-------|------|--------|------|---------|------|-------|-------|
| | Freq. | Pct. | Freq. | Pct. | Freq. | Pct. | Freq. | Pct. |
| 1 Strongly disagree | 87 | 4 | 82 | 1 | 0 | 0 | 179 | 2.0 |
| 2 Disagree | 157 | 7 | 316 | 5 | 0 | 0 | 489 | 5.5 |
| 3 Neither disagree nor agree | 331 | 14 | 896 | 14 | 2 | 10 | 1263 | 14.3 |
| 4 Agree | 1046 | 46 | 2953 | 48 | 10 | 48 | 4156 | 47.0 |
| 5 Strongly agree | 672 | 29 | 1954 | 32 | 9 | 43 | 2760 | 31.2 |
| Valid responses = | 2293 | 26 | 6201 | 70 | 21 | 0 | 8847 | 100.0 |

Invalid responses include no response.

QCOVID8 I believe that students at my school are taking precautions to protect one another from COVID-19.

| | Male | | Female | | Unknown | | Total | |
|------------------------------|-------|------|--------|------|---------|------|-------|------|
| | Freq. | Pct. | Freq. | Pct. | Freq. | Pct. | Freq. | Pct. |
| 1 Strongly disagree | 162 | 7 | 504 | 8 | 2 | 10 | 699 | 7.9 |
| 2 Disagree | 347 | 15 | 1241 | 20 | 1 | 5 | 1656 | 18.7 |
| 3 Neither disagree nor agree | 617 | 27 | 1636 | 26 | 5 | 25 | 2347 | 26.6 |
| 4 Agree | 922 | 40 | 2203 | 36 | 10 | 50 | 3245 | 36.7 |
| 5 Strongly agree | 243 | 11 | 610 | 10 | 2 | 10 | 890 | 10.1 |
| Valid responses = | 2291 | 26 | 6194 | 70 | 20 | 0 | 8837 | 99.8 |

Invalid responses include no response.

QCOVID9 I believe that the personal protective measures (e.g. wearing a face mask, physical distancing) I take can protect the health of others in my campus community.

| | Male | | Female | | Unknown | | Total | |
|------------------------------|-------|------|--------|------|---------|------|-------|------|
| | Freq. | Pct. | Freq. | Pct. | Freq. | Pct. | Freq. | Pct. |
| 1 Strongly disagree | 75 | 3 | 67 | 1 | 0 | 0 | 146 | 1.7 |
| 2 Disagree | 98 | 4 | 120 | 2 | 0 | 0 | 221 | 2.5 |
| 3 Neither disagree nor agree | 191 | 8 | 379 | 6 | 0 | 0 | 580 | 6.6 |
| 4 Agree | 908 | 40 | 2380 | 38 | 8 | 38 | 3405 | 38.5 |
| 5 Strongly agree | 1020 | 45 | 3253 | 53 | 13 | 62 | 4492 | 50.8 |
| Valid responses = | 2292 | 26 | 6199 | 70 | 21 | 0 | 8844 | 99.9 |

Invalid responses include no response.

QCOVID10 How often do you wash or disinfect your hands and avoid touching your eyes, nose, and mouth?

| | Male | | Female | | Unknown | | Total | |
|-------------------|-------|------|--------|------|---------|------|-------|------|
| | Freq. | Pct. | Freq. | Pct. | Freq. | Pct. | Freq. | Pct. |
| 1 Never | 14 | 1 | 9 | 0 | 0 | 0 | 24 | 0.3 |
| 2 Rarely | 61 | 3 | 66 | 1 | 0 | 0 | 129 | 1.5 |
| 3 Sometimes | 402 | 18 | 485 | 8 | 2 | 10 | 916 | 10.4 |
| 4 Often | 1135 | 50 | 2682 | 43 | 7 | 33 | 3983 | 45.1 |
| 5 Frequently | 678 | 30 | 2957 | 48 | 12 | 57 | 3789 | 42.9 |
| Valid responses = | 2290 | 26 | 6199 | 70 | 21 | 0 | 8841 | 99.9 |

Invalid responses include no response.

QCOVID11 How often do you keep a physical distance of six-feet between yourself and others in public?

| | Male | | Female | | Unknown | | Total | |
|-------------------|-------|------|--------|------|---------|------|-------|------|
| | Freq. | Pct. | Freq. | Pct. | Freq. | Pct. | Freq. | Pct. |
| 1 Never | 41 | 2 | 19 | 0 | 0 | 0 | 61 | 0.7 |
| 2 Rarely | 126 | 6 | 192 | 3 | 0 | 0 | 323 | 3.7 |
| 3 Sometimes | 455 | 20 | 986 | 16 | 4 | 19 | 1480 | 16.7 |
| 4 Often | 992 | 43 | 2546 | 41 | 8 | 38 | 3697 | 41.8 |
| 5 Frequently | 678 | 30 | 2455 | 40 | 9 | 43 | 3282 | 37.1 |
| Valid responses = | 2292 | 26 | 6198 | 70 | 21 | 0 | 8843 | 99.9 |

Invalid responses include no response.

QCOVID12 How often do you wear a face mask when you are unable to maintain a six-foot distance between yourself and others in public?

| | Male | | Female | | Unknown | | Total | |
|-------------------|-------|------|--------|------|---------|------|-------|-------|
| | Freq. | Pct. | Freq. | Pct. | Freq. | Pct. | Freq. | Pct. |
| 1 Never | 45 | 2 | 10 | 0 | 0 | 0 | 56 | 0.6 |
| 2 Rarely | 74 | 3 | 77 | 1 | 0 | 0 | 154 | 1.7 |
| 3 Sometimes | 158 | 7 | 261 | 4 | 0 | 0 | 426 | 4.8 |
| 4 Often | 419 | 18 | 896 | 14 | 4 | 19 | 1349 | 15.2 |
| 5 Frequently | 1597 | 70 | 4959 | 80 | 17 | 81 | 6864 | 77.6 |
| Valid responses = | 2293 | 26 | 6203 | 70 | 21 | 0 | 8849 | 100.0 |

Invalid responses include no response.



AMERICAN COLLEGE HEALTH ASSOCIATION

American College Health Association-National College Health Assessment (ACHA-NCHA III)

Reference Group Data Report - Fall 2020

American College Health Association

8455 Colesville Road, Suite 740

Silver Spring, MD 20910

(410) 859-1500

www.acha.org

Undergraduate Students

December 18, 2023

FREQUENCY REPORT

Number of Surveys (n) =

8851 Web Surveys

QCOVID13A Over the past 30 days, on average, how much have you been concerned with the following?

How long the COVID-19 pandemic will last

| | Male | | Female | | Unknown | | Total | |
|------------------------|-------|------|--------|------|---------|------|-------|------|
| | Freq. | Pct. | Freq. | Pct. | Freq. | Pct. | Freq. | Pct. |
| 1 Not concerned at all | 230 | 10 | 180 | 3 | 0 | 0 | 416 | 4.7 |
| 2 Slightly concerned | 381 | 17 | 643 | 10 | 2 | 10 | 1055 | 12.0 |
| 3 Moderately concerned | 672 | 29 | 1497 | 24 | 9 | 43 | 2252 | 25.5 |
| 4 Very concerned | 574 | 25 | 2047 | 33 | 5 | 24 | 2733 | 31.0 |
| 5 Extremely concerned | 429 | 19 | 1820 | 29 | 5 | 24 | 2369 | 26.8 |
| Valid responses = | 2286 | 26 | 6187 | 70 | 21 | 0 | 8825 | 99.7 |

Invalid responses include no response.

QCOVID13B Over the past 30 days, on average, how much have you been concerned with the following?

That you will get COVID-19 (only includes students who selected Maybe, Probably not, or No to having had COVID-19)

| | Male | | Female | | Unknown | | Total | |
|------------------------|-------|------|--------|------|---------|------|-------|------|
| | Freq. | Pct. | Freq. | Pct. | Freq. | Pct. | Freq. | Pct. |
| 1 Not concerned at all | 644 | 30 | 886 | 15 | 5 | 25 | 1575 | 19.2 |
| 2 Slightly concerned | 638 | 30 | 1423 | 25 | 2 | 10 | 2136 | 26.0 |
| 3 Moderately concerned | 494 | 23 | 1724 | 30 | 10 | 50 | 2328 | 28.4 |
| 4 Very concerned | 225 | 11 | 990 | 17 | 2 | 10 | 1282 | 15.6 |
| 5 Extremely concerned | 121 | 6 | 717 | 13 | 1 | 5 | 881 | 10.7 |
| Valid responses = | 2122 | 26 | 5740 | 70 | 20 | 0 | 8202 | 92.7 |

Invalid responses include no response.

QCOVID13C Over the past 30 days, on average, how much have you been concerned with the following?

That you will get COVID-19 again (only includes students who selected Yes to having had COVID-19)

| | Male | | Female | | Unknown | | Total | |
|------------------------|-------|------|--------|------|---------|------|-------|------|
| | Freq. | Pct. | Freq. | Pct. | Freq. | Pct. | Freq. | Pct. |
| 1 Not concerned at all | 71 | 45 | 102 | 25 | 0 | 0 | 175 | 30.5 |
| 2 Slightly concerned | 38 | 24 | 95 | 23 | 0 | 0 | 133 | 23.2 |
| 3 Moderately concerned | 24 | 15 | 94 | 23 | 0 | 0 | 124 | 21.6 |
| 4 Very concerned | 16 | 10 | 64 | 16 | 0 | 0 | 81 | 14.1 |
| 5 Extremely concerned | 8 | 5 | 51 | 13 | 0 | 0 | 60 | 10.5 |
| Valid responses = | 157 | 27 | 406 | 71 | 0 | 0 | 573 | 6.5 |

Invalid responses include no response.

QCOVID13D Over the past 30 days, on average, how much have you been concerned with the following?

That someone you care about will get COVID-19

| | Male | | Female | | Unknown | | Total | |
|------------------------|-------|------|--------|------|---------|------|-------|------|
| | Freq. | Pct. | Freq. | Pct. | Freq. | Pct. | Freq. | Pct. |
| 1 Not concerned at all | 336 | 15 | 367 | 6 | 2 | 10 | 724 | 8.2 |
| 2 Slightly concerned | 471 | 21 | 996 | 16 | 1 | 5 | 1510 | 17.1 |
| 3 Moderately concerned | 600 | 26 | 1394 | 23 | 8 | 38 | 2071 | 23.5 |
| 4 Very concerned | 517 | 23 | 1742 | 28 | 6 | 29 | 2353 | 26.7 |
| 5 Extremely concerned | 361 | 16 | 1679 | 27 | 4 | 19 | 2156 | 24.5 |
| Valid responses = | 2285 | 26 | 6178 | 70 | 21 | 0 | 8814 | 99.6 |

Invalid responses include no response.

QCOVID13E Over the past 30 days, on average, how much have you been concerned with the following?

That someone you care about will die from COVID-19

| | Male | | Female | | Unknown | | Total | |
|------------------------|-------|------|--------|------|---------|------|-------|------|
| | Freq. | Pct. | Freq. | Pct. | Freq. | Pct. | Freq. | Pct. |
| 1 Not concerned at all | 567 | 25 | 894 | 15 | 5 | 24 | 1508 | 17.1 |
| 2 Slightly concerned | 558 | 24 | 1205 | 20 | 3 | 14 | 1826 | 20.7 |
| 3 Moderately concerned | 465 | 20 | 1228 | 20 | 5 | 24 | 1766 | 20.0 |
| 4 Very concerned | 331 | 15 | 1179 | 19 | 4 | 19 | 1570 | 17.8 |
| 5 Extremely concerned | 365 | 16 | 1669 | 27 | 4 | 19 | 2143 | 24.3 |
| Valid responses = | 2286 | 26 | 6175 | 70 | 21 | 0 | 8813 | 99.6 |

Invalid responses include no response.

QCOVID13F Over the past 30 days, on average, how much have you been concerned with the following?

Not being able to spend time with people you care about

| | Male | | Female | | Unknown | | Total | |
|------------------------|-------|------|--------|------|---------|------|-------|------|
| | Freq. | Pct. | Freq. | Pct. | Freq. | Pct. | Freq. | Pct. |
| 1 Not concerned at all | 351 | 15 | 476 | 8 | 1 | 5 | 852 | 9.7 |
| 2 Slightly concerned | 434 | 19 | 710 | 12 | 6 | 29 | 1191 | 13.5 |
| 3 Moderately concerned | 558 | 24 | 1377 | 22 | 2 | 10 | 2018 | 22.9 |
| 4 Very concerned | 544 | 24 | 1819 | 29 | 6 | 29 | 2454 | 27.8 |
| 5 Extremely concerned | 400 | 18 | 1800 | 29 | 6 | 29 | 2306 | 26.1 |
| Valid responses = | 2287 | 26 | 6182 | 70 | 21 | 0 | 8821 | 99.7 |

Invalid responses include no response.



AMERICAN COLLEGE HEALTH ASSOCIATION

American College Health Association-National College Health Assessment (ACHA-NCHA III)

Reference Group Data Report - Fall 2020

American College Health Association

8455 Colesville Road, Suite 740

Silver Spring, MD 20910

(410) 859-1500

www.acha.org

Undergraduate Students

December 18, 2023

FREQUENCY REPORT

Number of Surveys (n) =

8851 Web Surveys

QCOVID13G Over the past 30 days, on average, how much have you been concerned with the following?

Uncertainty of the future

| | Male | | Female | | Unknown | | Total | |
|------------------------|-------|------|--------|------|---------|------|-------|------|
| | Freq. | Pct. | Freq. | Pct. | Freq. | Pct. | Freq. | Pct. |
| 1 Not concerned at all | 265 | 12 | 269 | 4 | 1 | 5 | 544 | 6.2 |
| 2 Slightly concerned | 342 | 15 | 513 | 8 | 3 | 14 | 873 | 9.9 |
| 3 Moderately concerned | 499 | 22 | 1067 | 17 | 4 | 19 | 1616 | 18.3 |
| 4 Very concerned | 546 | 24 | 1702 | 28 | 5 | 24 | 2330 | 26.4 |
| 5 Extremely concerned | 633 | 28 | 2626 | 43 | 8 | 38 | 3451 | 39.2 |
| Valid responses = | 2285 | 26 | 6177 | 70 | 21 | 0 | 8814 | 99.6 |

Invalid responses include no response.

QCOVID14 If you have received counseling or therapy (either in-person or by telehealth) in the past 12 months, how has your access to

mental health care been affected by the COVID-19 pandemic? (only includes students who have received psychological or mental health services in the last 12 months)

| | Male | | Female | | Unknown | | Total | |
|---|-------|------|--------|------|---------|------|-------|------|
| | Freq. | Pct. | Freq. | Pct. | Freq. | Pct. | Freq. | Pct. |
| 1 Much more difficult or limited access | 44 | 10 | 253 | 14 | 0 | 0 | 326 | 13.3 |
| 2 Somewhat more difficult or limited access | 170 | 40 | 644 | 35 | 2 | 33 | 875 | 35.8 |
| 3 No significant change in access | 138 | 32 | 626 | 34 | 3 | 50 | 811 | 33.2 |
| 4 Somewhat less difficult or limited access | 9 | 2 | 86 | 5 | 0 | 0 | 104 | 4.3 |
| 5 Much less difficult or limited access | 17 | 4 | 70 | 4 | 0 | 0 | 93 | 3.8 |
| 6 Don't know or not applicable (have not tried to access care since the pandemic began) | 49 | 12 | 163 | 9 | 1 | 17 | 233 | 9.5 |
| Valid responses = | 427 | 0 | 1842 | 75 | 6 | 0 | 2442 | 27.6 |

Invalid responses include no response.

QCOVID15 As a result of the COVID-19 pandemic, have you experienced any discriminatory or hostile behavior due to your race/ethnicity

(or what someone thought was your race/ethnicity)?

| | Male | | Female | | Unknown | | Total | |
|-------------------|-------|------|--------|------|---------|------|-------|------|
| | Freq. | Pct. | Freq. | Pct. | Freq. | Pct. | Freq. | Pct. |
| 1 Yes | 154 | 7 | 428 | 7 | 2 | 10 | 607 | 6.9 |
| 2 No | 2131 | 93 | 5754 | 93 | 19 | 91 | 8212 | 93.1 |
| Valid responses = | 2285 | 26 | 6182 | 70 | 21 | 0 | 8819 | 99.6 |

Invalid responses include no response.

QCOVID16 As a result of the COVID-19 pandemic, have you witnessed (online exchanges or in-person) any discriminatory or hostile behavior or exchanges towards others due to their race/ethnicity (or what someone thought was their race/ethnicity)?

| | Male | | Female | | Unknown | | Total | |
|-------------------|-------|------|--------|------|---------|------|-------|------|
| | Freq. | Pct. | Freq. | Pct. | Freq. | Pct. | Freq. | Pct. |
| 1 Yes | 636 | 28 | 2440 | 39 | 6 | 30 | 3279 | 37.1 |
| 2 No | 1655 | 72 | 3751 | 61 | 14 | 70 | 5555 | 62.9 |
| Valid responses = | 2291 | 26 | 6191 | 70 | 20 | 0 | 8834 | 99.8 |

Invalid responses include no response.

QCOVID17 How has your financial situation been affected by the COVID-19 pandemic?

| | Male | | Female | | Unknown | | Total | |
|---------------------------|-------|------|--------|------|---------|------|-------|------|
| | Freq. | Pct. | Freq. | Pct. | Freq. | Pct. | Freq. | Pct. |
| 1 A lot more stressful | 470 | 21 | 1568 | 25 | 2 | 10 | 2138 | 24.2 |
| 2 Somewhat more stressful | 833 | 36 | 2574 | 42 | 6 | 29 | 3552 | 40.2 |
| 3 No significant change | 878 | 38 | 1826 | 30 | 12 | 57 | 2804 | 31.7 |
| 4 Somewhat less stressful | 79 | 3 | 160 | 3 | 1 | 5 | 245 | 2.8 |
| 5 A lot less stressful | 30 | 1 | 67 | 1 | 0 | 0 | 99 | 1.1 |
| Valid responses = | 2290 | 26 | 6195 | 70 | 21 | 0 | 8838 | 99.9 |

Invalid responses include no response.

QCOVID18 How has the COVID-19 pandemic impacted your overall level of stress?

| | Male | | Female | | Unknown | | Total | |
|--|-------|------|--------|------|---------|------|-------|------|
| | Freq. | Pct. | Freq. | Pct. | Freq. | Pct. | Freq. | Pct. |
| 1 Significantly increased my level of stress | 683 | 30 | 2864 | 46 | 4 | 19 | 3732 | 42.2 |
| 2 Somewhat increased my level of stress | 1159 | 51 | 2890 | 47 | 14 | 67 | 4194 | 47.4 |
| 3 No change in my level of stress | 389 | 17 | 346 | 6 | 1 | 5 | 750 | 8.5 |
| 4 Somewhat decreased my level of stress | 49 | 2 | 80 | 1 | 1 | 5 | 134 | 1.5 |
| 5 Significantly decreased my level of stress | 11 | 1 | 19 | 0 | 1 | 5 | 33 | 0.4 |
| Valid responses = | 2291 | 26 | 6199 | 70 | 21 | 0 | 8843 | 99.9 |

Invalid responses include no response.

QCOVID19 Once a vaccine is developed for COVID-19, how likely are you to get vaccinated?

| | Male | | Female | | Unknown | | Total | |
|--------------------------------------|-------|------|--------|------|---------|------|-------|------|
| | Freq. | Pct. | Freq. | Pct. | Freq. | Pct. | Freq. | Pct. |
| 1 Very likely to be vaccinated | 1156 | 51 | 2826 | 46 | 13 | 62 | 4210 | 47.6 |
| 2 Somewhat likely to be vaccinated | 641 | 28 | 1793 | 29 | 7 | 33 | 2515 | 28.5 |
| 3 Somewhat unlikely to be vaccinated | 230 | 10 | 765 | 12 | 0 | 0 | 1021 | 11.6 |
| 4 Very unlikely to be vaccinated | 264 | 12 | 810 | 13 | 1 | 5 | 1092 | 12.4 |
| Valid responses = | 2291 | 26 | 6194 | 70 | 21 | 0 | 8838 | 99.9 |

Invalid responses include no response.



AMERICAN COLLEGE HEALTH ASSOCIATION

American College Health Association-National College Health Assessment (ACHA-NCHA III)

Reference Group Data Report - Fall 2020

American College Health Association

8455 Colesville Road, Suite 740

Silver Spring, MD 20910

(410) 859-1500

www.acha.org

Undergraduate Students

December 18, 2023

FREQUENCY REPORT

Number of Surveys (n) =

8851

Web

Surveys

QCOVID20 If you were to test positive for COVID-19 and were contacted by a public health worker to learn more about who you may have been in contact with while you were infectious, how likely do you think you would be to truthfully answer their questions?

| | Male | | Female | | Unknown | | Total | |
|--|-------|------|--------|------|---------|------|-------|------|
| | Freq. | Pct. | Freq. | Pct. | Freq. | Pct. | Freq. | Pct. |
| 1 Very likely to be honest with the public health worker | 1841 | 81 | 5358 | 87 | 20 | 95 | 7516 | 85.1 |
| 2 Somewhat likely to be honest with the public health worker | 349 | 15 | 705 | 11 | 1 | 5 | 1085 | 12.3 |
| 3 Somewhat unlikely to be honest with the public health worker | 50 | 2 | 94 | 2 | 0 | 0 | 145 | 1.6 |
| 4 Very unlikely to be honest with the public health worker | 48 | 2 | 36 | 1 | 0 | 0 | 88 | 1.0 |
| Valid responses = | 2288 | 26 | 6193 | 70 | 21 | 0 | 8834 | 99.8 |

Invalid responses include no response.

QCOVID21 Were it not for the COVID-19 pandemic, I would prefer to take most of my classes:

(only includes students who are taking classes entirely online, or a mix of in-person and online classes)

| | Male | | Female | | Unknown | | Total | |
|-------------------|-------|------|--------|------|---------|------|-------|------|
| | Freq. | Pct. | Freq. | Pct. | Freq. | Pct. | Freq. | Pct. |
| 1 In-person | 1966 | 88 | 5205 | 86 | 14 | 78 | 7461 | 86.3 |
| 2 Online | 275 | 12 | 860 | 14 | 4 | 22 | 1185 | 13.7 |
| Valid responses = | 2241 | 26 | 6065 | 70 | 18 | 0 | 8646 | 97.7 |

Invalid responses include no response.

QCOVID22 I am at a different college/university than I had planned to attend because of the COVID-19 pandemic.

| | Male | | Female | | Unknown | | Total | |
|-------------------|-------|------|--------|------|---------|------|-------|------|
| | Freq. | Pct. | Freq. | Pct. | Freq. | Pct. | Freq. | Pct. |
| 1 No | 2240 | 98 | 6001 | 97 | 19 | 100 | 8576 | 97.0 |
| 2 Yes | 52 | 2 | 194 | 3 | 0 | 0 | 262 | 3.0 |
| Valid responses = | 2292 | 26 | 6195 | 70 | 19 | 0 | 8838 | 99.9 |

Invalid responses include no response.