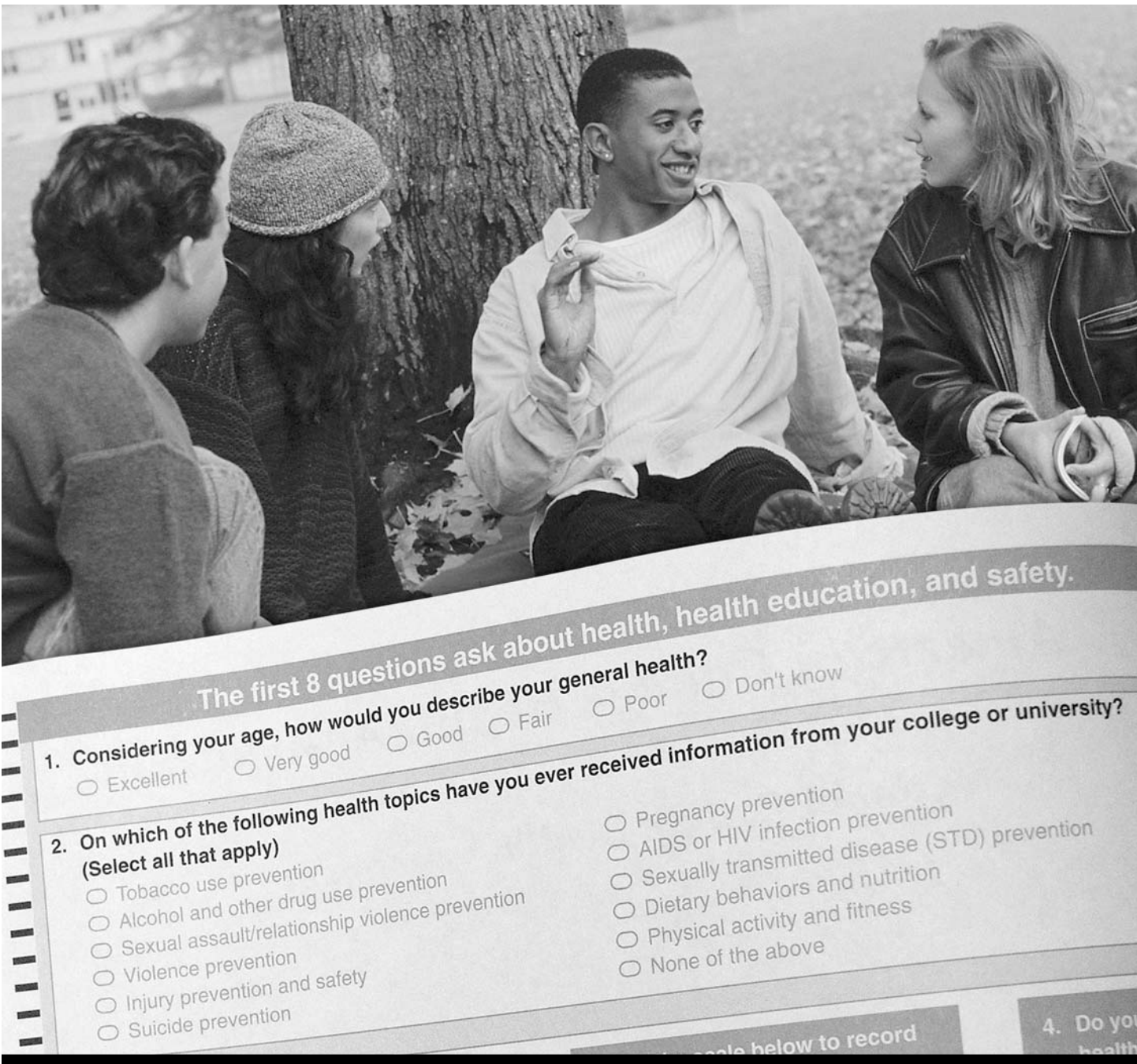




American College Health Association **National College Health Assessment**

Reference Group Data Report



Spring 2006



American College Health Association



Reference Group Data Report

Spring 2006

The ACHA-NCHA supports the health of the campus community by fulfilling the academic mission, supporting short- and long-term healthy behaviors, and gaining a current profile of health trends within the campus community.

Suggested citation for this document: American College Health Association. American College Health Association-National College Health Assessment: Reference Group Data Report Spring 2006. Baltimore: American College Health Association; 2006.

Demographics of Participating Colleges/Universities

One hundred twenty three postsecondary institutions self-selected to participate in the Spring 2006 National College Health Assessment and 97,357 surveys were completed by students on these campuses. For the purpose of this study, only those institutions that used a random sampling technique or sampled a universe such as all 1st year students were included in the analysis, yielding a final data set consisting of 94,806 students and 117 schools. Demographic characteristics of the 117 campuses follow:

Public	72
Private	45

4-year	113
2-year	4

ACHA Member Institution	111
Non-member Institution	6

Carnegie Classification	
Doctoral/Research Universities Extensive	41
Doctoral /Research Universities Intensive	13
Masters Colleges and Universities I and II	38
Baccalaureate	16
Associate Colleges	4
Specialized	1
Other	4

Geographical Location	
Northeast (CT, ME, MA, NH, NJ, NY, PA, RI, VT)	26
Midwest (IL, IN, IA, KS, MI, MN, MO, NE, ND, OH, SD, WI)	29
South (AL, AR, DE, DC, FL, GA, KY, LA, MD, MS, NC, OK, SC, TN, TX, VA, WV)	26
West (AK, AZ, CA, CO, HI, ID, MT, NV, NM, OR, UT, WA, WY)	32
Other	4

Campus Setting	
Urban > 1,000,000	17
Urban 100,000 – 1,000,000	37
Suburban	24
Rural	35
Other	4

Campus Size	
< 2,500	16
2,500 – 4,999	14
5,000 – 9,999	26
10,000 – 19,999	37
> = 20,000	24



American College Health Association-National College Health Assessment (ACHA-NCHA)
Reference Group Data Report - Spring 2006

American College Health Association
P.O. Box 28937
Baltimore, MD 21240-8937
(410) 859-1500
www.acha.org

09/20/06

FREQUENCY REPORT

Number of Surveys (n) = 94,806 Paper & Web Surveys

1. Considering your age, how would you describe your general health?

Table with 9 columns: Response, Male (Freq., Pct.), Female (Freq., Pct.), Unknown (Freq., Pct.), Total (Freq., Pct.). Rows include Excellent, Very good, Good, Fair, Poor, Don't know, and Valid responses.

Invalid responses include no response or multiple responses.

2. On which of the following health topics have you ever received information from your college or university?

Table with 9 columns: Response, Male (Freq., Pct.), Female (Freq., Pct.), Unknown (Freq., Pct.), Total (Freq., Pct.). Rows include Tobacco use prevention, Alcohol and other drug use, Sexual assault/relationship, Violence prevention, Injury prevention and safety, Suicide prevention, Pregnancy prevention, AIDS or HIV infection, Sexually transmitted disease, Dietary behaviors and nutrition, Physical activity and fitness, None of the above, and Valid responses.

Valid responses = all responses and blanks: since multiple responses were possible, more than 100% may be included.

3A. Believability of each source of health information:

Leaflets, pamphlets, flyers

Table with 9 columns: Response, Male (Freq., Pct.), Female (Freq., Pct.), Unknown (Freq., Pct.), Total (Freq., Pct.). Rows include Believable, Neither believable nor unbelievable, Unbelievable, and Valid responses.

Invalid responses include no response or multiple responses.

3B. Believability of each source of health information:

Campus newspaper articles

Table with 9 columns: Response, Male (Freq., Pct.), Female (Freq., Pct.), Unknown (Freq., Pct.), Total (Freq., Pct.). Rows include Believable, Neither believable nor unbelievable, Unbelievable, and Valid responses.

Invalid responses include no response or multiple responses.

3C. Believability of each source of health information:

Health center medical staff

Table with 9 columns: Response, Male (Freq., Pct.), Female (Freq., Pct.), Unknown (Freq., Pct.), Total (Freq., Pct.). Rows include Believable, Neither believable nor unbelievable, Unbelievable, and Valid responses.

Invalid responses include no response or multiple responses.



American College Health Association-National College Health Assessment (ACHA-NCHA) Reference Group Data Report - Spring 2006

American College Health Association
P.O. Box 28937
Baltimore, MD 21240-8937
(410) 859-1500
www.acha.org

09/20/06

FREQUENCY REPORT

Number of Surveys (n) = 94,806 Paper & Web Surveys

3D. Believability of each source of health information:

Table for Health educators: Columns for Male, Female, Unknown, Total with sub-columns for Freq. and Pct. Rows for 1 Believable, 2 Neither believable nor unbelievable, 3 Unbelievable, Valid responses =.

Invalid responses include no response or multiple responses.

3E. Believability of each source of health information:

Table for Friends: Columns for Male, Female, Unknown, Total with sub-columns for Freq. and Pct. Rows for 1 Believable, 2 Neither believable nor unbelievable, 3 Unbelievable, Valid responses =.

Invalid responses include no response or multiple responses.

3F. Believability of each source of health information:

Table for Resident assistants/advisors: Columns for Male, Female, Unknown, Total with sub-columns for Freq. and Pct. Rows for 1 Believable, 2 Neither believable nor unbelievable, 3 Unbelievable, Valid responses =.

Invalid responses include no response or multiple responses.

3G. Believability of each source of health information:

Table for Parents: Columns for Male, Female, Unknown, Total with sub-columns for Freq. and Pct. Rows for 1 Believable, 2 Neither believable nor unbelievable, 3 Unbelievable, Valid responses =.

Invalid responses include no response or multiple responses.

3H. Believability of each source of health information:

Table for Religious Center: Columns for Male, Female, Unknown, Total with sub-columns for Freq. and Pct. Rows for 1 Believable, 2 Neither believable nor unbelievable, 3 Unbelievable, Valid responses =.

Invalid responses include no response or multiple responses.

3I. Believability of each source of health information:

Table for Television: Columns for Male, Female, Unknown, Total with sub-columns for Freq. and Pct. Rows for 1 Believable, 2 Neither believable nor unbelievable, 3 Unbelievable, Valid responses =.

Invalid responses include no response or multiple responses.



American College Health Association-National College Health Assessment (ACHA-NCHA) Reference Group Data Report - Spring 2006

American College Health Association
P.O. Box 28937
Baltimore, MD 21240-8937
(410) 859-1500
www.acha.org

09/20/06

FREQUENCY REPORT

Number of Surveys (n) = 94,806 Paper & Web Surveys

3J. Believability of each source of health information:

Table for 3J: Believability of each source of health information: Magazines. Columns: Male (Freq., Pct.), Female (Freq., Pct.), Unknown (Freq., Pct.), Total (Freq., Pct.). Rows: 1 Believable, 2 Neither believable nor unbelievable, 3 Unbelievable, Valid responses =.

Invalid responses include no response or multiple responses.

3K. Believability of each source of health information:

Table for 3K: Believability of each source of health information: Campus peer educators. Columns: Male (Freq., Pct.), Female (Freq., Pct.), Unknown (Freq., Pct.), Total (Freq., Pct.). Rows: 1 Believable, 2 Neither believable nor unbelievable, 3 Unbelievable, Valid responses =.

Invalid responses include no response or multiple responses.

3L. Believability of each source of health information:

Table for 3L: Believability of each source of health information: Faculty/coursework. Columns: Male (Freq., Pct.), Female (Freq., Pct.), Unknown (Freq., Pct.), Total (Freq., Pct.). Rows: 1 Believable, 2 Neither believable nor unbelievable, 3 Unbelievable, Valid responses =.

Invalid responses include no response or multiple responses.

3M. Believability of each source of health information:

Table for 3M: Believability of each source of health information: Internet/world wide web. Columns: Male (Freq., Pct.), Female (Freq., Pct.), Unknown (Freq., Pct.), Total (Freq., Pct.). Rows: 1 Believable, 2 Neither believable nor unbelievable, 3 Unbelievable, Valid responses =.

Invalid responses include no response or multiple responses.

3N. Believability of each source of health information:

Table for 3N: Believability of each source of health information: Other. Columns: Male (Freq., Pct.), Female (Freq., Pct.), Unknown (Freq., Pct.), Total (Freq., Pct.). Rows: 1 Believable, 2 Neither believable nor unbelievable, 3 Unbelievable, Valid responses =.

Invalid responses include no response or multiple responses.

4A. Do you usually get health-related information from any of the following sources?

Table for 4A: Do you usually get health-related information from any of the following sources? Leaflets, pamphlets, flyers. Columns: Male (Freq., Pct.), Female (Freq., Pct.), Unknown (Freq., Pct.), Total (Freq., Pct.). Rows: 1 No, 2 Yes, Valid responses =.

Invalid responses include no response or multiple responses.



American College Health Association-National College Health Assessment (ACHA-NCHA)

Reference Group Data Report - Spring 2006

American College Health Association
P.O. Box 28937
Baltimore, MD 21240-8937
(410) 859-1500
www.acha.org

09/20/06

FREQUENCY REPORT

Number of Surveys (n) = 94,806 Paper & Web Surveys

4B. Do you usually get health-related information from any of the following sources?

Campus newspaper articles

Table with columns: Male (Freq., Pct.), Female (Freq., Pct.), Unknown (Freq., Pct.), Total (Freq., Pct.). Rows: 1 No, 2 Yes, Valid responses =.

Invalid responses include no response or multiple responses.

4C. Do you usually get health-related information from any of the following sources?

Health center medical staff

Table with columns: Male (Freq., Pct.), Female (Freq., Pct.), Unknown (Freq., Pct.), Total (Freq., Pct.). Rows: 1 No, 2 Yes, Valid responses =.

Invalid responses include no response or multiple responses.

4D. Do you usually get health-related information from any of the following sources?

Health educators

Table with columns: Male (Freq., Pct.), Female (Freq., Pct.), Unknown (Freq., Pct.), Total (Freq., Pct.). Rows: 1 No, 2 Yes, Valid responses =.

Invalid responses include no response or multiple responses.

4E. Do you usually get health-related information from any of the following sources?

Friends

Table with columns: Male (Freq., Pct.), Female (Freq., Pct.), Unknown (Freq., Pct.), Total (Freq., Pct.). Rows: 1 No, 2 Yes, Valid responses =.

Invalid responses include no response or multiple responses.

4F. Do you usually get health-related information from any of the following sources?

Resident assistants/advisors

Table with columns: Male (Freq., Pct.), Female (Freq., Pct.), Unknown (Freq., Pct.), Total (Freq., Pct.). Rows: 1 No, 2 Yes, Valid responses =.

Invalid responses include no response or multiple responses.

4G. Do you usually get health-related information from any of the following sources?

Parents

Table with columns: Male (Freq., Pct.), Female (Freq., Pct.), Unknown (Freq., Pct.), Total (Freq., Pct.). Rows: 1 No, 2 Yes, Valid responses =.

Invalid responses include no response or multiple responses.

4H. Do you usually get health-related information from any of the following sources?

Religious center

Table with columns: Male (Freq., Pct.), Female (Freq., Pct.), Unknown (Freq., Pct.), Total (Freq., Pct.). Rows: 1 No, 2 Yes, Valid responses =.

Invalid responses include no response or multiple responses.



American College Health Association-National College Health Assessment (ACHA-NCHA)

Reference Group Data Report - Spring 2006

American College Health Association
P.O. Box 28937
Baltimore, MD 21240-8937
(410) 859-1500
www.acha.org

09/20/06

FREQUENCY REPORT

Number of Surveys (n) = 94,806 Paper & Web Surveys

4I. Do you usually get health-related information from any of the following sources?

Television

Table with columns: Male (Freq., Pct.), Female (Freq., Pct.), Unknown (Freq., Pct.), Total (Freq., Pct.). Rows: 1 No, 2 Yes, Valid responses =. Includes a note: 'Invalid responses include no response or multiple responses.'

4J. Do you usually get health-related information from any of the following sources?

Magazines

Table with columns: Male (Freq., Pct.), Female (Freq., Pct.), Unknown (Freq., Pct.), Total (Freq., Pct.). Rows: 1 No, 2 Yes, Valid responses =. Includes a note: 'Invalid responses include no response or multiple responses.'

4K. Do you usually get health-related information from any of the following sources?

Campus peer educators

Table with columns: Male (Freq., Pct.), Female (Freq., Pct.), Unknown (Freq., Pct.), Total (Freq., Pct.). Rows: 1 No, 2 Yes, Valid responses =. Includes a note: 'Invalid responses include no response or multiple responses.'

4L. Do you usually get health-related information from any of the following sources?

Faculty/coursework

Table with columns: Male (Freq., Pct.), Female (Freq., Pct.), Unknown (Freq., Pct.), Total (Freq., Pct.). Rows: 1 No, 2 Yes, Valid responses =. Includes a note: 'Invalid responses include no response or multiple responses.'

4M. Do you usually get health-related information from any of the following sources?

Internet/world wide web

Table with columns: Male (Freq., Pct.), Female (Freq., Pct.), Unknown (Freq., Pct.), Total (Freq., Pct.). Rows: 1 No, 2 Yes, Valid responses =. Includes a note: 'Invalid responses include no response or multiple responses.'

4N. Do you usually get health-related information from any of the following sources?

Other

Table with columns: Male (Freq., Pct.), Female (Freq., Pct.), Unknown (Freq., Pct.), Total (Freq., Pct.). Rows: 1 No, 2 Yes, Valid responses =. Includes a note: 'Invalid responses include no response or multiple responses.'

5A. Within the last school year, how often did you: Wear a seatbelt when you rode in a car?

Table with columns: Male (Freq., Pct.), Female (Freq., Pct.), Unknown (Freq., Pct.), Total (Freq., Pct.). Rows: 1 N/A didn't do this within the last, 2 Never, 3 Rarely, 4 Sometimes, 5 Most of the time, 6 Always, Valid responses =. Includes a note: 'Invalid responses include no response or multiple responses.'



American College Health Association-National College Health Assessment (ACHA-NCHA) Reference Group Data Report - Spring 2006

American College Health Association
P.O. Box 28937
Baltimore, MD 21240-8937
(410) 859-1500
www.acha.org

09/20/06

FREQUENCY REPORT

Number of Surveys (n) = 94,806 Paper & Web Surveys

5B. Within the last school year, how often did you: Wear a helmet when you rode a bicycle?

Table with columns: Male (Freq., Pct.), Female (Freq., Pct.), Unknown (Freq., Pct.), Total (Freq., Pct.). Rows include response categories from 1 N/A to 6 Always, and Valid responses =.

Invalid responses include no response or multiple responses.

5C. Within the last school year, how often did you: Wear a helmet when you rode a motorcycle?

Table with columns: Male (Freq., Pct.), Female (Freq., Pct.), Unknown (Freq., Pct.), Total (Freq., Pct.). Rows include response categories from 1 N/A to 6 Always, and Valid responses =.

Invalid responses include no response or multiple responses.

5D. Within the last school year, how often did you: Wear a helmet when you were inline skating?

Table with columns: Male (Freq., Pct.), Female (Freq., Pct.), Unknown (Freq., Pct.), Total (Freq., Pct.). Rows include response categories from 1 N/A to 6 Always, and Valid responses =.

Invalid responses include no response or multiple responses.

6A. Within the last school year, were you: In a physical fight?

Table with columns: Male (Freq., Pct.), Female (Freq., Pct.), Unknown (Freq., Pct.), Total (Freq., Pct.). Rows include 1 No, 2 Yes, and Valid responses =.

Invalid responses include no response or multiple responses.

6B. Within the last school year, were you: Physically assaulted (do not include sexual assault)?

Table with columns: Male (Freq., Pct.), Female (Freq., Pct.), Unknown (Freq., Pct.), Total (Freq., Pct.). Rows include 1 No, 2 Yes, and Valid responses =.

Invalid responses include no response or multiple responses.

7A. Within the last school year, have you experienced: Verbal threats for sex against your will?

Table with columns: Male (Freq., Pct.), Female (Freq., Pct.), Unknown (Freq., Pct.), Total (Freq., Pct.). Rows include 1 No, 2 Yes, and Valid responses =.

Invalid responses include no response or multiple responses.



American College Health Association-National College Health Assessment (ACHA-NCHA)

Reference Group Data Report - Spring 2006

American College Health Association
P.O. Box 28937
Baltimore, MD 21240-8937
(410) 859-1500
www.acha.org

09/20/06

FREQUENCY REPORT

Number of Surveys (n) = 94,806 Paper & Web Surveys

7B. Within the last school year, have you experienced:
Sexual touching against your will?

Table with columns: Male (Freq., Pct.), Female (Freq., Pct.), Unknown (Freq., Pct.), Total (Freq., Pct.). Rows: 1 No, 2 Yes, Valid responses =. Includes a note: Invalid responses include no response or multiple responses.

7C. Within the last school year, have you experienced:
Attempted sexual penetration (vaginal, anal, oral intercourse) against your will?

Table with columns: Male (Freq., Pct.), Female (Freq., Pct.), Unknown (Freq., Pct.), Total (Freq., Pct.). Rows: 1 No, 2 Yes, Valid responses =. Includes a note: Invalid responses include no response or multiple responses.

7D. Within the last school year, have you experienced:
Sexual penetration (vaginal, anal, oral intercourse) against your will?

Table with columns: Male (Freq., Pct.), Female (Freq., Pct.), Unknown (Freq., Pct.), Total (Freq., Pct.). Rows: 1 No, 2 Yes, Valid responses =. Includes a note: Invalid responses include no response or multiple responses.

8A. Within the last school year, have you been in a relationship that was: Emotionally abusive?

Table with columns: Male (Freq., Pct.), Female (Freq., Pct.), Unknown (Freq., Pct.), Total (Freq., Pct.). Rows: 1 No, 2 Yes, Valid responses =. Includes a note: Invalid responses include no response or multiple responses.

8B. Within the last school year, have you been in a relationship that was: Physically abusive?

Table with columns: Male (Freq., Pct.), Female (Freq., Pct.), Unknown (Freq., Pct.), Total (Freq., Pct.). Rows: 1 No, 2 Yes, Valid responses =. Includes a note: Invalid responses include no response or multiple responses.

8C. Within the last school year, have you been in a relationship that was: Sexually abusive?

Table with columns: Male (Freq., Pct.), Female (Freq., Pct.), Unknown (Freq., Pct.), Total (Freq., Pct.). Rows: 1 No, 2 Yes, Valid responses =. Includes a note: Invalid responses include no response or multiple responses.



American College Health Association-National College Health Assessment (ACHA-NCHA) Reference Group Data Report - Spring 2006

American College Health Association
P.O. Box 28937
Baltimore, MD 21240-8937
(410) 859-1500
www.acha.org

09/20/06

FREQUENCY REPORT

Number of Surveys (n) = 94,806 Paper & Web Surveys

9A. Within the last thirty days, on how many days did you use: Cigarettes

Table with 10 columns: Response, Male Freq., Male Pct., Female Freq., Female Pct., Unknown Freq., Unknown Pct., Total Freq., Total Pct., and a horizontal bar chart. Rows include 'Never used', 'Have used, but not in last 30', and various day ranges (1-2, 3-5, 6-9, 10-19, 20-29, All 30 days).

Invalid responses include no response or multiple responses.

9B. Within the last thirty days, on how many days did you use: Cigars

Table with 10 columns: Response, Male Freq., Male Pct., Female Freq., Female Pct., Unknown Freq., Unknown Pct., Total Freq., Total Pct., and a horizontal bar chart. Rows include 'Never used', 'Have used, but not in last 30', and various day ranges (1-2, 3-5, 6-9, 10-19, 20-29, All 30 days).

Invalid responses include no response or multiple responses.

9C. Within the last thirty days, on how many days did you use: Smokeless tobacco

Table with 10 columns: Response, Male Freq., Male Pct., Female Freq., Female Pct., Unknown Freq., Unknown Pct., Total Freq., Total Pct., and a horizontal bar chart. Rows include 'Never used', 'Have used, but not in last 30', and various day ranges (1-2, 3-5, 6-9, 10-19, 20-29, All 30 days).

Invalid responses include no response or multiple responses.

9D. Within the last thirty days, on how many days did you use: Alcohol (beer, wine, liquor)

Table with 10 columns: Response, Male Freq., Male Pct., Female Freq., Female Pct., Unknown Freq., Unknown Pct., Total Freq., Total Pct., and a horizontal bar chart. Rows include 'Never used', 'Have used, but not in last 30', and various day ranges (1-2, 3-5, 6-9, 10-19, 20-29, All 30 days).

Invalid responses include no response or multiple responses.



American College Health Association-National College Health Assessment (ACHA-NCHA) Reference Group Data Report - Spring 2006

American College Health Association
P.O. Box 28937
Baltimore, MD 21240-8937
(410) 859-1500
www.acha.org

09/20/06

FREQUENCY REPORT

Number of Surveys (n) = 94,806 Paper & Web Surveys

9E. Within the last thirty days, on how many days did you use: Marijuana (pot, hash, hash oil)

Table with 9 columns: Response, Male Freq., Male Pct., Female Freq., Female Pct., Unknown Freq., Unknown Pct., Total Freq., Total Pct. Includes horizontal bar chart for Total Pct.

Invalid responses include no response or multiple responses.

9F. Within the last thirty days, on how many days did you use: Cocaine (crack, rock, freebase)

Table with 9 columns: Response, Male Freq., Male Pct., Female Freq., Female Pct., Unknown Freq., Unknown Pct., Total Freq., Total Pct. Includes horizontal bar chart for Total Pct.

Invalid responses include no response or multiple responses.

9G. Within the last thirty days, on how many days did you use: Amphetamines (diet pills, speed, meth, crank)

Table with 9 columns: Response, Male Freq., Male Pct., Female Freq., Female Pct., Unknown Freq., Unknown Pct., Total Freq., Total Pct. Includes horizontal bar chart for Total Pct.

Invalid responses include no response or multiple responses.

9H. Within the last thirty days, on how many days did you use: Rohypnol (roofies), GHB or Liquid X (intentional use)

Table with 9 columns: Response, Male Freq., Male Pct., Female Freq., Female Pct., Unknown Freq., Unknown Pct., Total Freq., Total Pct. Includes horizontal bar chart for Total Pct.

Invalid responses include no response or multiple responses.



American College Health Association-National College Health Assessment (ACHA-NCHA)

Reference Group Data Report - Spring 2006

American College Health Association
P.O. Box 28937
Baltimore, MD 21240-8937
(410) 859-1500
www.acha.org

09/20/06

FREQUENCY REPORT

Number of Surveys (n) = 94,806 Paper & Web Surveys

9J. Within the last thirty days, on how many days did you use: MDMA (Ecstasy, XTC, E, X, Adam)

Table with 9 columns: Response, Male Freq., Male Pct., Female Freq., Female Pct., Unknown Freq., Unknown Pct., Total Freq., Total Pct. Includes horizontal bar chart for Total Pct.

Invalid responses include no response or multiple responses.

9I. Within the last thirty days, on how many days did you use: Other drugs

Table with 9 columns: Response, Male Freq., Male Pct., Female Freq., Female Pct., Unknown Freq., Unknown Pct., Total Freq., Total Pct. Includes horizontal bar chart for Total Pct.

Invalid responses include no response or multiple responses.

10A. Within the last thirty days, how often do you think the typical student at your school used: Cigarettes

Table with 9 columns: Response, Male Freq., Male Pct., Female Freq., Female Pct., Unknown Freq., Unknown Pct., Total Freq., Total Pct. Includes horizontal bar chart for Total Pct.

Invalid responses include no response or multiple responses.

10B. Within the last thirty days, how often do you think the typical student at your school used: Cigars

Table with 9 columns: Response, Male Freq., Male Pct., Female Freq., Female Pct., Unknown Freq., Unknown Pct., Total Freq., Total Pct. Includes horizontal bar chart for Total Pct.

Invalid responses include no response or multiple responses.

10C. Within the last thirty days, how often do you think the typical student at your school used: Smokeless tobacco

Table with 9 columns: Response, Male Freq., Male Pct., Female Freq., Female Pct., Unknown Freq., Unknown Pct., Total Freq., Total Pct. Includes horizontal bar chart for Total Pct.

Invalid responses include no response or multiple responses.



American College Health Association-National College Health Assessment (ACHA-NCHA)

Reference Group Data Report - Spring 2006

American College Health Association
P.O. Box 28937
Baltimore, MD 21240-8937
(410) 859-1500
www.acha.org

09/20/06

FREQUENCY REPORT

Number of Surveys (n) = 94,806 Paper & Web Surveys

10D. Within the last thirty days, how often do you think the typical student at your school used::

Alcohol (beer, wine, liquor)

Table with columns: Male (Freq., Pct.), Female (Freq., Pct.), Unknown (Freq., Pct.), Total (Freq., Pct.). Rows: 1 Never used, 2 One or more days, 3 Used daily, Valid responses =.

Invalid responses include no response or multiple responses.

10E. Within the last thirty days, how often do you think the typical student at your school used:

Marijuana (pot, hash, hash oil)

Table with columns: Male (Freq., Pct.), Female (Freq., Pct.), Unknown (Freq., Pct.), Total (Freq., Pct.). Rows: 1 Never used, 2 One or more days, 3 Used daily, Valid responses =.

Invalid responses include no response or multiple responses.

10F. Within the last thirty days, how often do you think the typical student at your school used:

Cocaine (crack, rock, freebase)

Table with columns: Male (Freq., Pct.), Female (Freq., Pct.), Unknown (Freq., Pct.), Total (Freq., Pct.). Rows: 1 Never used, 2 One or more days, 3 Used daily, Valid responses =.

Invalid responses include no response or multiple responses.

10G. Within the last thirty days, how often do you think the typical student at your school used:

Amphetamines (diet pills, speed, meth, crank)

Table with columns: Male (Freq., Pct.), Female (Freq., Pct.), Unknown (Freq., Pct.), Total (Freq., Pct.). Rows: 1 Never used, 2 One or more days, 3 Used daily, Valid responses =.

Invalid responses include no response or multiple responses.

10H. Within the last thirty days, how often do you think the typical student at your school used:

Rohypnol (roofies), GHB or Liquid X (intentional use)

Table with columns: Male (Freq., Pct.), Female (Freq., Pct.), Unknown (Freq., Pct.), Total (Freq., Pct.). Rows: 1 Never used, 2 One or more days, 3 Used daily, Valid responses =.

Invalid responses include no response or multiple responses.

10J. Within the last thirty days, how often do you think the typical student at your school used:

MDMA (Ecstasy, XTC, E, X, Adam)

Table with columns: Male (Freq., Pct.), Female (Freq., Pct.), Unknown (Freq., Pct.), Total (Freq., Pct.). Rows: 1 Never used, 2 One or more days, 3 Used daily, Valid responses =.

Invalid responses include no response or multiple responses.



American College Health Association-National College Health Assessment (ACHA-NCHA)

Reference Group Data Report - Spring 2006

American College Health Association
 P.O. Box 28937
 Baltimore, MD 21240-8937
 (410) 859-1500
 www.acha.org

09/20/06

FREQUENCY REPORT

Number of Surveys (n) = 94,806 Paper & Web Surveys

10I. Within the last thirty days, how often do you think the typical student at your school used:

Other drugs

	Male		Female		Unknown		Total		
	Freq.	Pct.	Freq.	Pct.	Freq.	Pct.	Freq.	Pct.	
1 Never used	19,283	60	28,808	53	1,545	56	49,636	55.4	
2 One or more days	11,589	36	23,848	44	1,076	39	36,513	40.7	
3 Used daily	1,147	4	2,173	4	165	6	3,485	3.9	
Valid responses =	32,019	36	54,829	61	2,786	3	89,634	94.5	

Invalid responses include no response or multiple responses.

11A. Within the last thirty days, did you:

Drive after drinking any alcohol at all

	Male		Female		Unknown		Total		
	Freq.	Pct.	Freq.	Pct.	Freq.	Pct.	Freq.	Pct.	
1 Not applicable/Don't drive	5,594	17	9,324	16	478	16	15,396	16.4	
2 Not applicable/Don't drink	5,631	17	10,053	17	488	16	16,172	17.2	
3 No	13,273	40	26,450	46	1,383	45	41,106	43.8	
4 Yes	8,773	26	11,796	21	710	23	21,279	22.6	
Valid responses =	33,271	35	57,623	61	3,059	3	93,953	99.1	

Invalid responses include no response or multiple responses.

11B. Within the last thirty days, did you:

Drive after having 5 or more drinks

	Male		Female		Unknown		Total		
	Freq.	Pct.	Freq.	Pct.	Freq.	Pct.	Freq.	Pct.	
1 Not applicable/Don't drive	5,545	17	9,278	16	480	16	15,303	16.3	
2 Not applicable/Don't drink	5,671	17	10,185	18	488	16	16,344	17.4	
3 No	19,545	59	36,393	63	1,864	61	57,802	61.7	
4 Yes	2,404	7	1,628	3	221	7	4,253	4.5	
Valid responses =	33,165	35	57,484	61	3,053	3	93,702	98.8	

Invalid responses include no response or multiple responses.

12. The last time you "partied"/socialized, how many hours did you drink alcohol?

Hours	Male		Female		Unknown		Total		
	Freq.	Pct.	Freq.	Pct.	Freq.	Pct.	Freq.	Pct.	
0	7,397	23	12,866	23	685	23	20,948	22.9	
1-2	6,729	21	13,984	25	642	22	21,355	23.4	
3-4	9,573	29	17,896	32	809	28	28,278	30.9	
5-6	6,259	19	9,148	16	532	18	15,939	17.4	
7-8	1,591	5	1,517	3	158	5	3,266	3.6	
9-10	522	2	345	1	61	2	928	1.0	
11-12	224	1	129	0	25	1	378	0.4	
13-14	69	0	18	0	5	0	92	0.1	
15-16	39	0	21	0	5	0	65	0.1	
GE 17	105	0	52	0	11	0	168	0.2	
Valid responses =	32,508	36	55,976	61	2,933	3	91,417	96.4	

Invalid responses include no response or multiple responses.

	Mean	Median	Std Dev	Min	Max
Male	3.1	3.00	2.98	0	65
Female	2.67	3.00	2.37	0	68
Overall	2.84	3.00	2.65	0	68



**American College Health Association-National College Health Assessment (ACHA-NCHA)
Reference Group Data Report - Spring 2006**

American College Health Association
P.O. Box 28937
Baltimore, MD 21240-8937
(410) 859-1500
www.acha.org

09/20/06

FREQUENCY REPORT

Number of Surveys (n) = 94,806 Paper & Web Surveys

13. The last time you "partied"/socialized, how many alcoholic drinks did you have?

Drinks	Male		Female		Unknown		Total		
	Freq.	Pct.	Freq.	Pct.	Freq.	Pct.	Freq.	Pct.	
0	7,170	22	12,237	22	630	21	20,037	21.5	
1-2	4,595	14	12,694	22	508	17	17,797	19.1	
3-4	5,334	16	13,909	24	539	18	19,782	21.3	
5-6	5,201	16	10,069	18	458	16	15,728	16.9	
7-8	3,466	11	4,486	8	277	9	8,229	8.8	
9-10	2,892	9	2,265	4	230	8	5,387	5.8	
11-12	1,716	5	693	1	126	4	2,535	2.7	
13-14	548	2	179	0	43	2	770	0.8	
15-16	1,111	3	314	1	65	2	1,490	1.6	
GE 17	1,018	3	173	0	81	3	1,272	1.4	
Valid responses=	33,051	36	57,019	61	2,957	3	93,027	98.1	

Invalid responses include no response or multiple responses.

	Mean	Median	Std Dev	Min	Max
Male	5.34	4.00	5.35	0	97
Female	3.46	3.00	3.23	0	88
Overall	4.17	3.00	4.27	0	97

14. In the last two weeks, on how many occasions did you drink the same or more alcohol as indicated in item #13?

Occasions	Male		Female		Unknown		Total		
	Freq.	Pct.	Freq.	Pct.	Freq.	Pct.	Freq.	Pct.	
0	14,598	44	27,439	48	1,337	46	43,374	46.6	
1	6,919	21	12,620	22	559	19	20,098	21.6	
2	5,338	16	8,582	15	445	15	14,365	15.4	
3	2,598	8	3,851	7	244	8	6,693	7.2	
4	1,627	5	2,376	4	118	4	4,121	4.4	
5	862	3	1,103	2	77	3	2,042	2.2	
6	390	1	557	1	39	1	986	1.1	
7	157	1	185	0	11	0	353	0.4	
8	138	0	143	0	28	1	309	0.3	
GE 9	371	1	288	1	46	2	705	0.8	
Valid responses=	32,998	35	57,144	61	2,904	3	93,046	98.1	

Invalid responses include no response or multiple responses.

	Mean	Median	Std Dev	Min	Max
Male	1.36	1.36	1.89	0	23
Female	1.14	1.00	1.62	0	23
Overall	1.23	1.00	1.74	0	23



American College Health Association-National College Health Assessment (ACHA-NCHA)

Reference Group Data Report - Spring 2006

American College Health Association
P.O. Box 28937
Baltimore, MD 21240-8937
(410) 859-1500
www.acha.org

09/20/06

FREQUENCY REPORT

Number of Surveys (n) = 94,806 Paper & Web Surveys

15. How many alcoholic drinks do you think the typical student at your school had the last time he/she "partied"/socialized?

Table with columns: Drinks, Male (Freq., Pct.), Female (Freq., Pct.), Unknown (Freq., Pct.), Total (Freq., Pct.). Includes horizontal bar chart for Total Pct. and summary statistics for Valid responses.

Invalid responses include no response or multiple responses.

Summary statistics table for Question 15: Mean, Median, Std Dev, Min, Max for Male, Female, and Overall.

16. Think back over the last two weeks. How many times, if any, have you had five or more alcoholic drinks at a sitting?

Table with columns: Frequency, Male (Freq., Pct.), Female (Freq., Pct.), Unknown (Freq., Pct.), Total (Freq., Pct.). Includes horizontal bar chart for Total Pct. and summary statistics for Valid responses.

Invalid responses include no response or multiple responses.

17A. During the last school year, if you "partied"/socialized, how often did you...

Alternate non-alcoholic with alcoholic beverages

Table with columns: Frequency, Male (Freq., Pct.), Female (Freq., Pct.), Unknown (Freq., Pct.), Total (Freq., Pct.). Includes horizontal bar chart for Total Pct. and summary statistics for Valid responses.

Invalid responses include no response or multiple responses.



American College Health Association-National College Health Assessment (ACHA-NCHA)

Reference Group Data Report - Spring 2006

American College Health Association
P.O. Box 28937
Baltimore, MD 21240-8937
(410) 859-1500
www.acha.org

09/20/06

FREQUENCY REPORT

Number of Surveys (n) = 94,806 Paper & Web Surveys

17B. During the last school year, if you "partied"/socialized, how often did you...

Determine, in advance, not to exceed a set number of drinks

Table with 9 columns: Response, Male Freq., Male Pct., Female Freq., Female Pct., Unknown Freq., Unknown Pct., Total Freq., Total Pct. Includes horizontal bar chart for Total Pct.

Invalid responses include no response or multiple responses.

17C. During the last school year, if you "partied"/socialized, how often did you...

Choose not to drink alcohol

Table with 9 columns: Response, Male Freq., Male Pct., Female Freq., Female Pct., Unknown Freq., Unknown Pct., Total Freq., Total Pct. Includes horizontal bar chart for Total Pct.

Invalid responses include no response or multiple responses.

17D. During the last school year, if you "partied"/socialized, how often did you...

Use a designated driver

Table with 9 columns: Response, Male Freq., Male Pct., Female Freq., Female Pct., Unknown Freq., Unknown Pct., Total Freq., Total Pct. Includes horizontal bar chart for Total Pct.

Invalid responses include no response or multiple responses.

17E. During the last school year, if you "partied"/socialized, how often did you...

Eat before and/or during drinking

Table with 9 columns: Response, Male Freq., Male Pct., Female Freq., Female Pct., Unknown Freq., Unknown Pct., Total Freq., Total Pct. Includes horizontal bar chart for Total Pct.

Invalid responses include no response or multiple responses.



American College Health Association-National College Health Assessment (ACHA-NCHA)

Reference Group Data Report - Spring 2006

American College Health Association
P.O. Box 28937
Baltimore, MD 21240-8937
(410) 859-1500
www.acha.org

09/20/06

FREQUENCY REPORT

Number of Surveys (n) = 94,806 Paper & Web Surveys

17F. During the last school year, if you "partied"/socialized, how often did you...
Have a friend let you know when you've had enough

Table with 9 columns: Response, Male Freq., Male Pct., Female Freq., Female Pct., Unknown Freq., Unknown Pct., Total Freq., Total Pct. Includes horizontal bar chart for Total Pct.

Invalid responses include no response or multiple responses.

17G. During the last school year, if you "partied"/socialized, how often did you...
Keep track of how many drinks you were having

Table with 9 columns: Response, Male Freq., Male Pct., Female Freq., Female Pct., Unknown Freq., Unknown Pct., Total Freq., Total Pct. Includes horizontal bar chart for Total Pct.

Invalid responses include no response or multiple responses.

17H. During the last school year, if you "partied"/socialized, how often did you...
Pace your drinks to 1 or fewer per hour

Table with 9 columns: Response, Male Freq., Male Pct., Female Freq., Female Pct., Unknown Freq., Unknown Pct., Total Freq., Total Pct. Includes horizontal bar chart for Total Pct.

Invalid responses include no response or multiple responses.

17I. During the last school year, if you "partied"/socialized, how often did you...
Avoid drinking games

Table with 9 columns: Response, Male Freq., Male Pct., Female Freq., Female Pct., Unknown Freq., Unknown Pct., Total Freq., Total Pct. Includes horizontal bar chart for Total Pct.

Invalid responses include no response or multiple responses.



American College Health Association-National College Health Assessment (ACHA-NCHA) Reference Group Data Report - Spring 2006

American College Health Association
P.O. Box 28937
Baltimore, MD 21240-8937
(410) 859-1500
www.acha.org

09/20/06

FREQUENCY REPORT

Number of Surveys (n) = 94,806 Paper & Web Surveys

17J. During the last school year, if you "partied"/socialized, how often did you... Drink an alcohol look-alike (non-alcoholic beer, punch etc.)

Table with 9 columns: Response, Male Freq., Male Pct., Female Freq., Female Pct., Unknown Freq., Unknown Pct., Total Freq., Total Pct. Includes horizontal bar chart for Total Pct.

Invalid responses include no response or multiple responses.

18A. If you drink alcohol, within the last school year, have you experienced any of the following as a consequence of your drinking? Physically injured yourself

Table with 9 columns: Response, Male Freq., Male Pct., Female Freq., Female Pct., Unknown Freq., Unknown Pct., Total Freq., Total Pct. Includes horizontal bar chart for Total Pct.

Invalid responses include no response or multiple responses.

18B. If you drink alcohol, within the last school year, have you experienced any of the following as a consequence of your drinking? Physically injured another person

Table with 9 columns: Response, Male Freq., Male Pct., Female Freq., Female Pct., Unknown Freq., Unknown Pct., Total Freq., Total Pct. Includes horizontal bar chart for Total Pct.

Invalid responses include no response or multiple responses.

18C. If you drink alcohol, within the last school year, have you experienced any of the following as a consequence of your drinking? Been involved in a fight

Table with 9 columns: Response, Male Freq., Male Pct., Female Freq., Female Pct., Unknown Freq., Unknown Pct., Total Freq., Total Pct. Includes horizontal bar chart for Total Pct.

Invalid responses include no response or multiple responses.

18D. If you drink alcohol, within the last school year, have you experienced any of the following as a consequence of your drinking? Did something you later regretted

Table with 9 columns: Response, Male Freq., Male Pct., Female Freq., Female Pct., Unknown Freq., Unknown Pct., Total Freq., Total Pct. Includes horizontal bar chart for Total Pct.

Invalid responses include no response or multiple responses.



American College Health Association-National College Health Assessment (ACHA-NCHA)

Reference Group Data Report - Spring 2006

American College Health Association
P.O. Box 28937
Baltimore, MD 21240-8937
(410) 859-1500
www.acha.org

09/20/06

FREQUENCY REPORT

Number of Surveys (n) = 94,806 Paper & Web Surveys

18E. If you drink alcohol, within the last school year, have you experienced any of the following as a consequence of your drinking? Forgot where you were or what you did

Table with 9 columns: Response, Male (Freq., Pct.), Female (Freq., Pct.), Unknown (Freq., Pct.), Total (Freq., Pct.). Includes horizontal bar charts for Total Pct. values.

Invalid responses include no response or multiple responses.

18F. If you drink alcohol, within the last school year, have you experienced any of the following as a consequence of your drinking? Had someone use force or threat of force to have sex with you

Table with 9 columns: Response, Male (Freq., Pct.), Female (Freq., Pct.), Unknown (Freq., Pct.), Total (Freq., Pct.). Includes horizontal bar charts for Total Pct. values.

Invalid responses include no response or multiple responses.

18G. If you drink alcohol, within the last school year, have you experienced any of the following as a consequence of your drinking? Had unprotected sex

Table with 9 columns: Response, Male (Freq., Pct.), Female (Freq., Pct.), Unknown (Freq., Pct.), Total (Freq., Pct.). Includes horizontal bar charts for Total Pct. values.

Invalid responses include no response or multiple responses.

19A. Within the last 30 days, what percent of students at your school used?

Table with 9 columns: Percent Cigarettes, Male (Freq., Pct.), Female (Freq., Pct.), Unknown (Freq., Pct.), Total (Freq., Pct.). Includes horizontal bar charts for Total Pct. values.

Invalid responses include no response or multiple responses.

Summary statistics table with columns: Mean, Median, Std Dev, Min, Max for Male, Female, and Overall.



American College Health Association-National College Health Assessment (ACHA-NCHA) Reference Group Data Report - Spring 2006

American College Health Association
P.O. Box 28937
Baltimore, MD 21240-8937
(410) 859-1500
www.acha.org

09/20/06

FREQUENCY REPORT

Number of Surveys (n) = 94,806 Paper & Web Surveys

19B. Within the last 30 days, what percent of students at your school used?

Table with columns: Percent Alcohol, Male (Freq., Pct.), Female (Freq., Pct.), Unknown (Freq., Pct.), Total (Freq., Pct.). Includes horizontal bar chart for Total Pct. and summary statistics for Valid responses.

Invalid responses include no response or multiple responses.

Summary statistics table for 19B: Mean, Median, Std Dev, Min, Max for Male, Female, and Overall.

19C. Within the last 30 days, what percent of students at your school used?

Table with columns: Percent Rohypnol or GHB, Male (Freq., Pct.), Female (Freq., Pct.), Unknown (Freq., Pct.), Total (Freq., Pct.). Includes horizontal bar chart for Total Pct. and summary statistics for Valid responses.

Invalid responses include no response or multiple responses.

Summary statistics table for 19C: Mean, Median, Std Dev, Min, Max for Male, Female, and Overall.



American College Health Association-National College Health Assessment (ACHA-NCHA)

Reference Group Data Report - Spring 2006

American College Health Association
P.O. Box 28937
Baltimore, MD 21240-8937
(410) 859-1500
www.acha.org

09/20/06

FREQUENCY REPORT

Number of Surveys (n) = 94,806 Paper & Web Surveys

20. Within the last school year, with how many partners, if any, have you had sex (oral, vaginal, or anal)?

Table with columns: Partners, Male (Freq., Pct.), Female (Freq., Pct.), Unknown (Freq., Pct.), Total (Freq., Pct.). Includes horizontal bar chart for Total Pct. and summary statistics for Valid responses.

Invalid responses include no response or multiple responses.

Summary statistics table for question 20: Mean, Median, Std Dev, Min, Max for Male, Female, and Overall.

21. Within the last school year, were your sexual partner(s), if any,

Table with columns: Partners, Male (Freq., Pct.), Female (Freq., Pct.), Unknown (Freq., Pct.), Total (Freq., Pct.). Includes horizontal bar chart for Total Pct. and summary statistics for Valid responses.

Invalid responses include no response or multiple responses.

22. Within the last school year, with how many partners do you think the typical student at your school has had sex (oral, vaginal, or anal)?

Table with columns: Partners, Male (Freq., Pct.), Female (Freq., Pct.), Unknown (Freq., Pct.), Total (Freq., Pct.). Includes horizontal bar chart for Total Pct. and summary statistics for Valid responses.

Invalid responses include no response or multiple responses.

Summary statistics table for question 22: Mean, Median, Std Dev, Min, Max for Male, Female, and Overall.

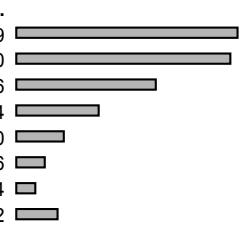
**American College Health Association-National College Health Assessment (ACHA-NCHA)
Reference Group Data Report - Spring 2006**

American College Health Association
P.O. Box 28937
Baltimore, MD 21240-8937
(410) 859-1500
www.acha.org

09/20/06
FREQUENCY REPORT
Number of Surveys (n) = 94,806 Paper & Web Surveys

23A. Within the last 30 days, if you are sexually active, how many times did you have:


Oral sex?

	Male		Female		Unknown		Total		
	Freq.	Pct.	Freq.	Pct.	Freq.	Pct.	Freq.	Pct.	
1 Never did this sexual activity	8,781	27	15,789	28	661	27	25,231	27.9	
2 Have not done this during last	8,865	28	14,837	27	692	28	24,394	27.0	
3 1-2 times	5,488	17	10,003	18	440	18	15,931	17.6	
4 3-4 times	3,349	10	5,782	10	254	10	9,385	10.4	
5 5-6 times	1,943	6	3,385	6	134	5	5,462	6.0	
6 7-8 times	1,151	4	2,004	4	97	4	3,252	3.6	
7 9-10 times	737	2	1,373	3	63	3	2,173	2.4	
8 11 or more times	1,872	6	2,649	5	157	6	4,678	5.2	
Valid responses =	32,186	36	55,822	62	2,498	3	90,506	95.5	

Invalid responses include no response or multiple responses.

23B. Within the last 30 days, if you are sexually active, how many times did you have:


Vaginal intercourse?

	Male		Female		Unknown		Total		
	Freq.	Pct.	Freq.	Pct.	Freq.	Pct.	Freq.	Pct.	
1 Never did this sexual activity	10,396	32	17,264	31	740	30	28,400	31.4	
2 Have not done this during last	7,080	22	10,337	19	486	19	17,903	19.8	
3 1-2 times	2,875	9	5,289	10	232	9	8,396	9.3	
4 3-4 times	2,452	8	4,844	9	202	8	7,498	8.3	
5 5-6 times	2,151	7	4,159	8	184	7	6,494	7.2	
6 7-8 times	1,730	5	3,325	6	138	6	5,193	5.7	
7 9-10 times	1,457	5	2,998	5	132	5	4,587	5.1	
8 11 or more times	3,994	12	7,546	14	387	16	11,927	13.2	
Valid responses =	32,135	36	55,762	62	2,501	3	90,398	95.4	

Invalid responses include no response or multiple responses.

23C. Within the last 30 days, if you are sexually active, how many times did you have:

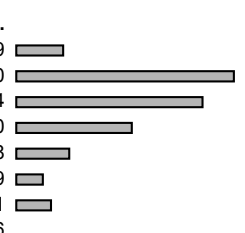
Anal intercourse?

	Male		Female		Unknown		Total		
	Freq.	Pct.	Freq.	Pct.	Freq.	Pct.	Freq.	Pct.	
1 Never did this sexual activity	22,707	71	42,911	77	1,828	74	67,446	74.9	
2 Have not done this during last	7,223	23	10,664	19	515	21	18,402	20.4	
3 1-2 times	1,191	4	1,615	3	70	3	2,876	3.2	
4 3-4 times	319	1	252	1	12	1	583	0.6	
5 5-6 times	133	0	100	0	6	0	239	0.3	
6 7-8 times	87	0	45	0	4	0	136	0.2	
7 9-10 times	59	0	34	0	11	0	104	0.1	
8 11 or more times	208	1	52	0	27	1	287	0.3	
Valid responses =	31,927	35	55,673	62	2,473	3	90,073	95.0	

Invalid responses include no response or multiple responses.

24A. How many times within the last 30 days do you think the typical student at your school has had:

Oral sex?

	Male		Female		Unknown		Total		
	Freq.	Pct.	Freq.	Pct.	Freq.	Pct.	Freq.	Pct.	
1 0 times	2,852	9	3,150	6	211	9	6,213	6.9	
2 1-2 times	12,179	38	15,745	28	759	31	28,683	32.0	
3 3-4 times	8,480	27	15,443	28	632	26	24,555	27.4	
4 5-6 times	4,509	14	10,339	19	381	16	15,229	17.0	
5 7-8 times	1,820	6	4,945	9	195	8	6,960	7.8	
6 9-10 times	885	3	2,541	5	96	4	3,522	3.9	
7 11 or more times	1,186	4	3,199	6	163	7	4,548	5.1	
Valid responses =	31,911	36	55,362	62	2,437	3	89,710	94.6	

Invalid responses include no response or multiple responses.



American College Health Association-National College Health Assessment (ACHA-NCHA)

Reference Group Data Report - Spring 2006

American College Health Association
P.O. Box 28937
Baltimore, MD 21240-8937
(410) 859-1500
www.acha.org

09/20/06

FREQUENCY REPORT

Number of Surveys (n) = 94,806 Paper & Web Surveys

24B. How many times within the last 30 days do you think the typical student at your school has had: Vaginal intercourse?

Table with columns: Male (Freq., Pct.), Female (Freq., Pct.), Unknown (Freq., Pct.), Total (Freq., Pct.). Rows: 1 0 times, 2 1-2 times, 3 3-4 times, 4 5-6 times, 5 7-8 times, 6 9-10 times, 7 11 or more times, Valid responses =. Includes a note: Invalid responses include no response or multiple responses.

24C. How many times within the last 30 days do you think the typical student at your school has had: Anal intercourse?

Table with columns: Male (Freq., Pct.), Female (Freq., Pct.), Unknown (Freq., Pct.), Total (Freq., Pct.). Rows: 1 0 times, 2 1-2 times, 3 3-4 times, 4 5-6 times, 5 7-8 times, 6 9-10 times, 7 11 or more times, Valid responses =. Includes a note: Invalid responses include no response or multiple responses.

25A. Within the last 30 days, if you are sexually active, how often did you or your partner(s) use a condom during: Oral sex?

Table with columns: Male (Freq., Pct.), Female (Freq., Pct.), Unknown (Freq., Pct.), Total (Freq., Pct.). Rows: 1 Never did this sexual activity, 2 Have not done this during last, 3 Never, 4 Rarely, 5 Sometimes, 6 Mostly, 7 Always, Valid responses =. Includes a note: Invalid responses include no response or multiple responses.

25B. Within the last 30 days, if you are sexually active, how often did you or your partner(s) use a condom during: Vaginal intercourse?

Table with columns: Male (Freq., Pct.), Female (Freq., Pct.), Unknown (Freq., Pct.), Total (Freq., Pct.). Rows: 1 Never did this sexual activity, 2 Have not done this during last, 3 Never, 4 Rarely, 5 Sometimes, 6 Mostly, 7 Always, Valid responses =. Includes a note: Invalid responses include no response or multiple responses.



American College Health Association-National College Health Assessment (ACHA-NCHA)

Reference Group Data Report - Spring 2006

American College Health Association
P.O. Box 28937
Baltimore, MD 21240-8937
(410) 859-1500
www.acha.org

09/20/06

FREQUENCY REPORT

Number of Surveys (n) = 94,806 Paper & Web Surveys

25C. Within the last 30 days, if you are sexually active, how often did you or your partner(s) use a condom during: Anal intercourse?

Table with 9 columns: Response, Male Freq., Male Pct., Female Freq., Female Pct., Unknown Freq., Unknown Pct., Total Freq., Total Pct. Includes horizontal bar chart for Total Pct.

Invalid responses include no response or multiple responses.

26A. Within the last 30 days, how often do you think the typical student at your school has used a condom during: Oral sex?

Table with 9 columns: Response, Male Freq., Male Pct., Female Freq., Female Pct., Unknown Freq., Unknown Pct., Total Freq., Total Pct. Includes horizontal bar chart for Total Pct.

Invalid responses include no response or multiple responses.

26B. Within the last 30 days, how often do you think the typical student at your school has used a condom during: Vaginal sex?

Table with 9 columns: Response, Male Freq., Male Pct., Female Freq., Female Pct., Unknown Freq., Unknown Pct., Total Freq., Total Pct. Includes horizontal bar chart for Total Pct.

Invalid responses include no response or multiple responses.

26C. Within the last 30 days, how often do you think the typical student at your school has used a condom during: Anal sex?

Table with 9 columns: Response, Male Freq., Male Pct., Female Freq., Female Pct., Unknown Freq., Unknown Pct., Total Freq., Total Pct. Includes horizontal bar chart for Total Pct.

Invalid responses include no response or multiple responses.

**American College Health Association-National College Health Assessment (ACHA-NCHA)
Reference Group Data Report - Spring 2006**

 American College Health Association
 P.O. Box 28937
 Baltimore, MD 21240-8937
 (410) 859-1500
 www.acha.org

 09/20/06
 FREQUENCY REPORT
 Number of Surveys (n) = 94,806 Paper & Web Surveys

27A. If you are sexually active, did you use a condom the last time you had:

	Male		Female		Unknown		Total		
	Freq.	Pct.	Freq.	Pct.	Freq.	Pct.	Freq.	Pct.	
	1 Never did this sexual activity	8,656	27	16,177	29	655	26	25,488	
2 No	22,561	70	38,326	68	1,703	68	62,590	68.7	
3 Yes	1,004	3	1,331	2	134	5	2,469	2.7	
4 Don't know/Don't remember	242	1	295	1	30	1	567	0.6	
Valid responses =	32,463	36	56,129	62	2,522	3	91,114	96.1	

Invalid responses include no response or multiple responses.

27B. If you are sexually active, did you use a condom the last time you had:

	Male		Female		Unknown		Total		
	Freq.	Pct.	Freq.	Pct.	Freq.	Pct.	Freq.	Pct.	
	1 Never did this sexual activity	10,430	32	17,262	31	719	29	28,411	
2 No	9,214	28	19,340	35	829	33	29,383	32.3	
3 Yes	12,485	39	19,223	34	932	37	32,640	35.8	
4 Don't know/Don't remember	316	1	308	1	45	2	669	0.7	
Valid responses =	32,445	36	56,133	62	2,525	3	91,103	96.1	

Invalid responses include no response or multiple responses.

27C. If you are sexually active, did you use a condom the last time you had:

	Male		Female		Unknown		Total		
	Freq.	Pct.	Freq.	Pct.	Freq.	Pct.	Freq.	Pct.	
	1 Never did this sexual activity	25,013	77	45,614	82	1,912	77	72,539	
2 No	4,385	14	7,694	14	385	15	12,464	13.7	
3 Yes	2,553	8	2,323	4	159	6	5,035	5.5	
4 Don't know/Don't remember	350	1	313	1	40	2	703	0.8	
Valid responses =	32,301	36	55,944	62	2,496	3	90,741	95.7	

Invalid responses include no response or multiple responses.

28. If you have had vaginal intercourse, what method did you or your partner use to prevent pregnancy the last time?

	Male		Female		Unknown		Total		
	Freq.	Pct.	Freq.	Pct.	Freq.	Pct.	Freq.	Pct.	
	1 Have not had vaginal	7,593	23	14,171	25	538	16	22,302	
2 Birth control pills	12,041	36	23,030	40	1,001	29	36,072	38.0	
3 Depo Provera (shots)	405	1	998	2	49	1	1,452	1.5	
4 Norplant (implant)	137	0	67	0	11	0	215	0.2	
5 Condoms (male or female)	13,378	40	20,837	36	976	29	35,191	37.1	
6 Diaphragm/Cervical	185	1	236	0	16	1	437	0.5	
7 Spermicide (e.g. foam)	1,026	3	1,272	2	50	2	2,348	2.5	
8 Fertility awareness	900	3	1,478	3	63	2	2,441	2.6	
9 Withdrawal	4,406	13	8,336	14	384	11	13,126	13.8	
10 Other method	1,114	3	2,943	5	137	4	4,194	4.4	
11 Nothing	1,495	5	2,156	4	162	5	3,813	4.0	
Valid responses =	all responses and blanks: since multiple responses were possible, more than 100% may be included.								

29. Within the last school year, if you are sexually active, have you or your partner(s) used emergency contraception ("morning after pill")?

	Male		Female		Unknown		Total		
	Freq.	Pct.	Freq.	Pct.	Freq.	Pct.	Freq.	Pct.	
	1 No	19,147	59	34,819	62	1,538	61	55,504	
2 Yes	2,248	7	4,807	9	228	9	7,283	8.0	
3 Don't know	1,845	6	183	0	111	4	2,139	2.3	
4 Not sexually active	9,141	28	16,623	30	627	25	26,391	28.9	
Valid responses =	32,381	35	56,432	62	2,504	3	91,317	96.3	

Invalid responses include no response or multiple responses.



American College Health Association-National College Health Assessment (ACHA-NCHA)

Reference Group Data Report - Spring 2006

American College Health Association
P.O. Box 28937
Baltimore, MD 21240-8937
(410) 859-1500
www.acha.org

09/20/06

FREQUENCY REPORT

Number of Surveys (n) = 94,806 Paper & Web Surveys

30. Within the last school year, have you unintentionally become pregnant or gotten someone else pregnant?

Table with 8 columns: Male (Freq., Pct.), Female (Freq., Pct.), Unknown (Freq., Pct.), Total (Freq., Pct.). Rows include 'Not had vaginal intercourse in', '1 No', '2 Yes', '3 Don't know', and 'Valid responses ='. Includes a note: 'Invalid responses include no response or multiple responses.'

31. Have you ever been tested for HIV infection?

Table with 8 columns: Male (Freq., Pct.), Female (Freq., Pct.), Unknown (Freq., Pct.), Total (Freq., Pct.). Rows include '1 No', '2 Yes', '3 Don't know', and 'Valid responses ='. Includes a note: 'Invalid responses include no response or multiple responses.'

32. Which of the following best describes you?

Table with 8 columns: Male (Freq., Pct.), Female (Freq., Pct.), Unknown (Freq., Pct.), Total (Freq., Pct.). Rows include '1 Heterosexual', '2 Gay/Lesbian', '3 Bisexual', '4 Transgendered', '5 Unsure', and 'Valid responses ='. Includes a note: 'Invalid responses include no response or multiple responses.'

33. If you have a credit card(s) how much total credit card debt did you carry last month?

That is, what was the total unpaid balance on all of your credit cards (that you are responsible for paying)?

Table with 8 columns: Male (Freq., Pct.), Female (Freq., Pct.), Unknown (Freq., Pct.), Total (Freq., Pct.). Rows include '1 None, I don't have credit', '2 None, I pay the full amount', '3 \$1 - \$99', '4 \$100 - \$249', '5 \$250 - \$499', '6 \$500 - \$999', '7 \$1,000 - \$1,999', '8 \$2,000 - \$2,999', '9 \$3,000 - \$3,999', '10 \$4,000 - \$4,999', '11 \$5,000 - \$5,999', '12 \$6,000 or more', and 'Valid responses ='. Includes a note: 'Invalid responses include no response or multiple responses.'

34. What is your approximate cumulative grade average?

Table with 8 columns: Male (Freq., Pct.), Female (Freq., Pct.), Unknown (Freq., Pct.), Total (Freq., Pct.). Rows include '1 A', '2 B', '3 C', '4 D/F', '5 N/A', and 'Valid responses ='. Includes a note: 'Invalid responses include no response or multiple responses.'



American College Health Association-National College Health Assessment (ACHA-NCHA)

Reference Group Data Report - Spring 2006

American College Health Association
P.O. Box 28937
Baltimore, MD 21240-8937
(410) 859-1500
www.acha.org

09/20/06

FREQUENCY REPORT

Number of Surveys (n) = 94,806 Paper & Web Surveys

35. How do you describe your weight?

Table with 9 columns: Male (Freq., Pct.), Female (Freq., Pct.), Unknown (Freq., Pct.), Total (Freq., Pct.). Rows include categories like 'Very underweight', 'Slightly underweight', 'About the right weight', 'Slightly overweight', 'Very overweight'.

Invalid responses include no response or multiple responses.

36. Are you trying to do any of the following about your weight?

Table with 9 columns: Male (Freq., Pct.), Female (Freq., Pct.), Unknown (Freq., Pct.), Total (Freq., Pct.). Rows include categories like 'I am not trying to do anything', 'Stay the same weight', 'Lose weight', 'Gain weight'.

Invalid responses include no response or multiple responses.

37. Within the last 30 days, did you do any of the following?

Table with 9 columns: Male (Freq., Pct.), Female (Freq., Pct.), Unknown (Freq., Pct.), Total (Freq., Pct.). Rows include categories like 'Exercise to lose weight', 'Diet to lose weight', 'Vomit or take laxatives to lose', 'Take diet pills to lose weight', 'I didn't do any of the above'.

Valid responses = all responses and blanks: since multiple responses were possible, more than 100% may be included.

38. How many servings of fruits and vegetables do you usually have per day?

Table with 9 columns: Male (Freq., Pct.), Female (Freq., Pct.), Unknown (Freq., Pct.), Total (Freq., Pct.). Rows include categories like 'I don't eat fruits and veg.', '1-2', '3-4', '5 or more'.

Invalid responses include no response or multiple responses.

39A. On how many of the past 7 days did you:

Participate in vigorous exercise for at least 20 minutes or moderate exercise for at least 30 minutes?

Table with 9 columns: Male (Freq., Pct.), Female (Freq., Pct.), Unknown (Freq., Pct.), Total (Freq., Pct.). Rows include categories like '0 days', '1 day', '2 days', '3 days', '4 days', '5 days', '6 days', '7 days', '8 days'.

Invalid responses include no response or multiple responses.



American College Health Association-National College Health Assessment (ACHA-NCHA)

Reference Group Data Report - Spring 2006

American College Health Association
P.O. Box 28937
Baltimore, MD 21240-8937
(410) 859-1500
www.acha.org

09/20/06

FREQUENCY REPORT

Number of Surveys (n) = 94,806 Paper & Web Surveys

39B. On how many of the past 7 days did you:

Do exercises to strength or tone your muscles, such as push-ups, sit-ups, or weight lifting?

Table with columns: Male (Freq., Pct.), Female (Freq., Pct.), Unknown (Freq., Pct.), Total (Freq., Pct.). Rows: 1 0 days, 2 1 day, 3 2 days, 4 3 days, 5 4 days, 6 5 days, 7 6 days, 8 7 days, Valid responses =.

Invalid responses include no response or multiple responses.

39C. On how many of the past 7 days did you:

Get enough sleep so that you felt rested when you woke up in the morning?

Table with columns: Male (Freq., Pct.), Female (Freq., Pct.), Unknown (Freq., Pct.), Total (Freq., Pct.). Rows: 1 0 days, 2 1 day, 3 2 days, 4 3 days, 5 4 days, 6 5 days, 7 6 days, 8 7 days, Valid responses =.

Invalid responses include no response or multiple responses.

40A. Within the last school year how many times have you:

Felt things were hopeless

Table with columns: Male (Freq., Pct.), Female (Freq., Pct.), Unknown (Freq., Pct.), Total (Freq., Pct.). Rows: 1 Never, 2 1 - 2 times, 3 3 - 4 times, 4 5 - 6 times, 5 7 - 8 times, 6 9 - 10 times, 7 11 or more times, Valid responses =.

Invalid responses include no response or multiple responses.

40B. Within the last school year how many times have you:

Felt overwhelmed by all you had to do

Table with columns: Male (Freq., Pct.), Female (Freq., Pct.), Unknown (Freq., Pct.), Total (Freq., Pct.). Rows: 1 Never, 2 1 - 2 times, 3 3 - 4 times, 4 5 - 6 times, 5 7 - 8 times, 6 9 - 10 times, 7 11 or more times, Valid responses =.

Invalid responses include no response or multiple responses.



American College Health Association-National College Health Assessment (ACHA-NCHA)

Reference Group Data Report - Spring 2006

American College Health Association
P.O. Box 28937
Baltimore, MD 21240-8937
(410) 859-1500
www.acha.org

09/20/06

FREQUENCY REPORT

Number of Surveys (n) = 94,806 Paper & Web Surveys

40C. Within the last school year how many times have you:
Felt exhausted (not from physical activity)

Table with 9 columns: Male (Freq., Pct.), Female (Freq., Pct.), Unknown (Freq., Pct.), Total (Freq., Pct.). Rows include frequency categories from '1 Never' to 'Valid responses ='. Includes a horizontal bar chart for the Total Pct. column.

Invalid responses include no response or multiple responses.

40D. Within the last school year how many times have you:
Felt very sad

Table with 9 columns: Male (Freq., Pct.), Female (Freq., Pct.), Unknown (Freq., Pct.), Total (Freq., Pct.). Rows include frequency categories from '1 Never' to 'Valid responses ='. Includes a horizontal bar chart for the Total Pct. column.

Invalid responses include no response or multiple responses.

40E. Within the last school year how many times have you:
Felt so depressed that it was difficult to function

Table with 9 columns: Male (Freq., Pct.), Female (Freq., Pct.), Unknown (Freq., Pct.), Total (Freq., Pct.). Rows include frequency categories from '1 Never' to 'Valid responses ='. Includes a horizontal bar chart for the Total Pct. column.

Invalid responses include no response or multiple responses.

40F. Within the last school year how many times have you:
Seriously considered attempting suicide

Table with 9 columns: Male (Freq., Pct.), Female (Freq., Pct.), Unknown (Freq., Pct.), Total (Freq., Pct.). Rows include frequency categories from '1 Never' to 'Valid responses ='. Includes a horizontal bar chart for the Total Pct. column.

Invalid responses include no response or multiple responses.



American College Health Association-National College Health Assessment (ACHA-NCHA) Reference Group Data Report - Spring 2006

American College Health Association
P.O. Box 28937
Baltimore, MD 21240-8937
(410) 859-1500
www.acha.org

09/20/06

FREQUENCY REPORT

Number of Surveys (n) = 94,806 Paper & Web Surveys

40G. Within the last school year how many times have you:

Attempted suicide

Table with 9 columns: Response, Male Freq., Male Pct., Female Freq., Female Pct., Unknown Freq., Unknown Pct., Total Freq., Total Pct. Rows include 1 Never, 2 1 - 2 times, 3 3 - 4 times, 4 5 - 6 times, 5 7 - 8 times, 6 9 - 10 times, 7 11 or more times, and Valid responses =.

Invalid responses include no response or multiple responses.

41. Have you ever been diagnosed with depression?

Table with 9 columns: Response, Male Freq., Male Pct., Female Freq., Female Pct., Unknown Freq., Unknown Pct., Total Freq., Total Pct. Rows include 1 Yes, 2 No, and Valid responses =.

Invalid responses include no response or multiple responses.

41A. If yes to # 41:

Have you been diagnosed with depression within the last school year?

Table with 9 columns: Response, Male Freq., Male Pct., Female Freq., Female Pct., Unknown Freq., Unknown Pct., Total Freq., Total Pct. Rows include 1 No, 2 Yes, and Valid responses =.

Invalid responses include no response or multiple responses.

41B. If yes to # 41:

Are you currently in therapy for depression?

Table with 9 columns: Response, Male Freq., Male Pct., Female Freq., Female Pct., Unknown Freq., Unknown Pct., Total Freq., Total Pct. Rows include 1 No, 2 Yes, and Valid responses =.

Invalid responses include no response or multiple responses.

41C. If yes to # 41:

Are you currently taking medication for depression?

Table with 9 columns: Response, Male Freq., Male Pct., Female Freq., Female Pct., Unknown Freq., Unknown Pct., Total Freq., Total Pct. Rows include 1 No, 2 Yes, and Valid responses =.

Invalid responses include no response or multiple responses.

42A. Have you:

Been vaccinated against hepatitis B?

Table with 9 columns: Response, Male Freq., Male Pct., Female Freq., Female Pct., Unknown Freq., Unknown Pct., Total Freq., Total Pct. Rows include 1 No, 2 Yes, 3 Don't Know, and Valid responses =.

Invalid responses include no response or multiple responses.



American College Health Association-National College Health Assessment (ACHA-NCHA)
Reference Group Data Report - Spring 2006

American College Health Association
P.O. Box 28937
Baltimore, MD 21240-8937
(410) 859-1500
www.acha.org

09/20/06

FREQUENCY REPORT

Number of Surveys (n) = 94,806 Paper & Web Surveys

42B. Have you:

Been vaccinated against meningococcal disease (meningococcal meningitis)?

Table with columns: Male (Freq., Pct.), Female (Freq., Pct.), Unknown (Freq., Pct.), Total (Freq., Pct.). Rows: 1 No, 2 Yes, 3 Don't Know, Valid responses =.

Invalid responses include no response or multiple responses.

42C. Have you:

Been vaccinated against varicella (chicken pox)?

Table with columns: Male (Freq., Pct.), Female (Freq., Pct.), Unknown (Freq., Pct.), Total (Freq., Pct.). Rows: 1 No, 2 Yes, 3 Don't Know, Valid responses =.

Invalid responses include no response or multiple responses.

42D. Have you:

Been vaccinated with measles, mumps, rubella (2 shots)?

Table with columns: Male (Freq., Pct.), Female (Freq., Pct.), Unknown (Freq., Pct.), Total (Freq., Pct.). Rows: 1 No, 2 Yes, 3 Don't Know, Valid responses =.

Invalid responses include no response or multiple responses.

42E. Have you:

Been vaccinated against influenza (the flu) in the last year?

Table with columns: Male (Freq., Pct.), Female (Freq., Pct.), Unknown (Freq., Pct.), Total (Freq., Pct.). Rows: 1 No, 2 Yes, 3 Don't Know, Valid responses =.

Invalid responses include no response or multiple responses.

42F. Have you:

Had a dental exam and cleaning in the last year?

Table with columns: Male (Freq., Pct.), Female (Freq., Pct.), Unknown (Freq., Pct.), Total (Freq., Pct.). Rows: 1 No, 2 Yes, 3 Don't Know, Valid responses =.

Invalid responses include no response or multiple responses.



American College Health Association-National College Health Assessment (ACHA-NCHA) Reference Group Data Report - Spring 2006

American College Health Association
P.O. Box 28937
Baltimore, MD 21240-8937
(410) 859-1500
www.acha.org

09/20/06

FREQUENCY REPORT

Number of Surveys (n) = 94,806 Paper & Web Surveys

42G. Have you:

(Males) Performed testicular self exam in the last month?

Table with columns: Male (Freq., Pct.), Female (Freq., Pct.), Unknown (Freq., Pct.), Total (Freq., Pct.). Rows: 1 No, 2 Yes, 3 Don't Know, Valid responses =.

Invalid responses include no response or multiple responses.

42H. Have you:

(Females) Performed breast self exam in the last month?

Table with columns: Male (Freq., Pct.), Female (Freq., Pct.), Unknown (Freq., Pct.), Total (Freq., Pct.). Rows: 1 No, 2 Yes, 3 Don't Know, Valid responses =.

Invalid responses include no response or multiple responses.

42I. Have you:

(Females) had a routine gynecological exam in the last year?

Table with columns: Male (Freq., Pct.), Female (Freq., Pct.), Unknown (Freq., Pct.), Total (Freq., Pct.). Rows: 1 No, 2 Yes, 3 Don't Know, Valid responses =.

Invalid responses include no response or multiple responses.

42J. Have you:

Had your blood pressure checked in the last 2 years?

Table with columns: Male (Freq., Pct.), Female (Freq., Pct.), Unknown (Freq., Pct.), Total (Freq., Pct.). Rows: 1 No, 2 Yes, 3 Don't Know, Valid responses =.

Invalid responses include no response or multiple responses.

42K. Have you:

Had your cholesterol checked in the last 5 years?

Table with columns: Male (Freq., Pct.), Female (Freq., Pct.), Unknown (Freq., Pct.), Total (Freq., Pct.). Rows: 1 No, 2 Yes, 3 Don't Know, Valid responses =.

Invalid responses include no response or multiple responses.



American College Health Association-National College Health Assessment (ACHA-NCHA)

Reference Group Data Report - Spring 2006

American College Health Association
P.O. Box 28937
Baltimore, MD 21240-8937
(410) 859-1500
www.acha.org

09/20/06

FREQUENCY REPORT

Number of Surveys (n) = 94,806 Paper & Web Surveys

42L. Have you:

Used sunscreen daily?

Table with columns: Male (Freq., Pct.), Female (Freq., Pct.), Unknown (Freq., Pct.), Total (Freq., Pct.). Rows: 1 No, 2 Yes, 3 Don't Know, Valid responses =.

Invalid responses include no response or multiple responses.

43A1. Within the last school year, have you had any of the following?

Allergy problems

Table with columns: Male (Freq., Pct.), Female (Freq., Pct.), Unknown (Freq., Pct.), Total (Freq., Pct.). Rows: 1 No, 2 Yes, Valid responses =.

Invalid responses include no response or multiple responses.

43A2. Within the last school year, have you had any of the following?

Anorexia

Table with columns: Male (Freq., Pct.), Female (Freq., Pct.), Unknown (Freq., Pct.), Total (Freq., Pct.). Rows: 1 No, 2 Yes, Valid responses =.

Invalid responses include no response or multiple responses.

43A3. Within the last school year, have you had any of the following?

Anxiety Disorder

Table with columns: Male (Freq., Pct.), Female (Freq., Pct.), Unknown (Freq., Pct.), Total (Freq., Pct.). Rows: 1 No, 2 Yes, Valid responses =.

Invalid responses include no response or multiple responses.

43A4. Within the last school year, have you had any of the following?

Asthma

Table with columns: Male (Freq., Pct.), Female (Freq., Pct.), Unknown (Freq., Pct.), Total (Freq., Pct.). Rows: 1 No, 2 Yes, Valid responses =.

Invalid responses include no response or multiple responses.

43A5. Within the last school year, have you had any of the following?

Bulimia

Table with columns: Male (Freq., Pct.), Female (Freq., Pct.), Unknown (Freq., Pct.), Total (Freq., Pct.). Rows: 1 No, 2 Yes, Valid responses =.

Invalid responses include no response or multiple responses.



American College Health Association-National College Health Assessment (ACHA-NCHA) Reference Group Data Report - Spring 2006

American College Health Association
P.O. Box 28937
Baltimore, MD 21240-8937
(410) 859-1500
www.acha.org

09/20/06

FREQUENCY REPORT

Number of Surveys (n) = 94,806 Paper & Web Surveys

43A6. Within the last school year, have you had any of the following?

Chronic Fatigue Syndrome

Table with 9 columns: Response, Male (Freq., Pct.), Female (Freq., Pct.), Unknown (Freq., Pct.), Total (Freq., Pct.). Rows include 1 No, 2 Yes, and Valid responses =.

Invalid responses include no response or multiple responses.

43A7. Within the last school year, have you had any of the following?

Depression

Table with 9 columns: Response, Male (Freq., Pct.), Female (Freq., Pct.), Unknown (Freq., Pct.), Total (Freq., Pct.). Rows include 1 No, 2 Yes, and Valid responses =.

Invalid responses include no response or multiple responses.

43A8. Within the last school year, have you had any of the following?

Diabetes

Table with 9 columns: Response, Male (Freq., Pct.), Female (Freq., Pct.), Unknown (Freq., Pct.), Total (Freq., Pct.). Rows include 1 No, 2 Yes, and Valid responses =.

Invalid responses include no response or multiple responses.

43A9. Within the last school year, have you had any of the following?

Endometriosis

Table with 9 columns: Response, Male (Freq., Pct.), Female (Freq., Pct.), Unknown (Freq., Pct.), Total (Freq., Pct.). Rows include 1 No, 2 Yes, and Valid responses =.

Invalid responses include no response or multiple responses.

43A10. Within the last school year, have you had any of the following?

Genital herpes

Table with 9 columns: Response, Male (Freq., Pct.), Female (Freq., Pct.), Unknown (Freq., Pct.), Total (Freq., Pct.). Rows include 1 No, 2 Yes, and Valid responses =.

Invalid responses include no response or multiple responses.

43A11. Within the last school year, have you had any of the following?

Genital warts/HPV

Table with 9 columns: Response, Male (Freq., Pct.), Female (Freq., Pct.), Unknown (Freq., Pct.), Total (Freq., Pct.). Rows include 1 No, 2 Yes, and Valid responses =.

Invalid responses include no response or multiple responses.



American College Health Association-National College Health Assessment (ACHA-NCHA) Reference Group Data Report - Spring 2006

American College Health Association
P.O. Box 28937
Baltimore, MD 21240-8937
(410) 859-1500
www.acha.org

09/20/06

FREQUENCY REPORT

Number of Surveys (n) = 94,806 Paper & Web Surveys

43A12. Within the last school year, have you had any of the following?

Hepatitis B or C

Table with columns: Male (Freq., Pct.), Female (Freq., Pct.), Unknown (Freq., Pct.), Total (Freq., Pct.). Rows: 1 No, 2 Yes, Valid responses =.

Invalid responses include no response or multiple responses.

43A13. Within the last school year, have you had any of the following?

High blood pressure

Table with columns: Male (Freq., Pct.), Female (Freq., Pct.), Unknown (Freq., Pct.), Total (Freq., Pct.). Rows: 1 No, 2 Yes, Valid responses =.

Invalid responses include no response or multiple responses.

43A14. Within the last school year, have you had any of the following?

High cholesterol

Table with columns: Male (Freq., Pct.), Female (Freq., Pct.), Unknown (Freq., Pct.), Total (Freq., Pct.). Rows: 1 No, 2 Yes, Valid responses =.

Invalid responses include no response or multiple responses.

43A15. Within the last school year, have you had any of the following?

HIV infection

Table with columns: Male (Freq., Pct.), Female (Freq., Pct.), Unknown (Freq., Pct.), Total (Freq., Pct.). Rows: 1 No, 2 Yes, Valid responses =.

Invalid responses include no response or multiple responses.

43A16. Within the last school year, have you had any of the following?

Repetitive stress injury (e.g. carpal tunnel syndrome)

Table with columns: Male (Freq., Pct.), Female (Freq., Pct.), Unknown (Freq., Pct.), Total (Freq., Pct.). Rows: 1 No, 2 Yes, Valid responses =.

Invalid responses include no response or multiple responses.

43A17. Within the last school year, have you had any of the following?

Seasonal Affective Disorder

Table with columns: Male (Freq., Pct.), Female (Freq., Pct.), Unknown (Freq., Pct.), Total (Freq., Pct.). Rows: 1 No, 2 Yes, Valid responses =.

Invalid responses include no response or multiple responses.



American College Health Association-National College Health Assessment (ACHA-NCHA)

Reference Group Data Report - Spring 2006

American College Health Association
P.O. Box 28937
Baltimore, MD 21240-8937
(410) 859-1500
www.acha.org

09/20/06

FREQUENCY REPORT

Number of Surveys (n) = 94,806 Paper & Web Surveys

43A18. Within the last school year, have you had any of the following?

Substance abuse problem

Table with 9 columns: Response, Male (Freq., Pct.), Female (Freq., Pct.), Unknown (Freq., Pct.), Total (Freq., Pct.). Rows: 1 No, 2 Yes, Valid responses =.

Invalid responses include no response or multiple responses.

43A19. Within the last school year, have you had any of the following?

Back pain

Table with 9 columns: Response, Male (Freq., Pct.), Female (Freq., Pct.), Unknown (Freq., Pct.), Total (Freq., Pct.). Rows: 1 No, 2 Yes, Valid responses =.

Invalid responses include no response or multiple responses.

43A20. Within the last school year, have you had any of the following?

Broken bone/fracture

Table with 9 columns: Response, Male (Freq., Pct.), Female (Freq., Pct.), Unknown (Freq., Pct.), Total (Freq., Pct.). Rows: 1 No, 2 Yes, Valid responses =.

Invalid responses include no response or multiple responses.

43A21. Within the last school year, have you had any of the following?

Bronchitis

Table with 9 columns: Response, Male (Freq., Pct.), Female (Freq., Pct.), Unknown (Freq., Pct.), Total (Freq., Pct.). Rows: 1 No, 2 Yes, Valid responses =.

Invalid responses include no response or multiple responses.

43A22. Within the last school year, have you had any of the following?

Chlamydia

Table with 9 columns: Response, Male (Freq., Pct.), Female (Freq., Pct.), Unknown (Freq., Pct.), Total (Freq., Pct.). Rows: 1 No, 2 Yes, Valid responses =.

Invalid responses include no response or multiple responses.

43A23. Within the last school year, have you had any of the following?

Ear infection

Table with 9 columns: Response, Male (Freq., Pct.), Female (Freq., Pct.), Unknown (Freq., Pct.), Total (Freq., Pct.). Rows: 1 No, 2 Yes, Valid responses =.

Invalid responses include no response or multiple responses.



American College Health Association-National College Health Assessment (ACHA-NCHA)

Reference Group Data Report - Spring 2006

American College Health Association
P.O. Box 28937
Baltimore, MD 21240-8937
(410) 859-1500
www.acha.org

09/20/06

FREQUENCY REPORT

Number of Surveys (n) = 94,806 Paper & Web Surveys

43A24. Within the last school year, have you had any of the following?

Gonorrhea

Table with 10 columns: Response, Male (Freq., Pct.), Female (Freq., Pct.), Unknown (Freq., Pct.), Total (Freq., Pct.). Rows include 1 No, 2 Yes, and Valid responses =.

Invalid responses include no response or multiple responses.

43A25. Within the last school year, have you had any of the following?

Mononucleosis

Table with 10 columns: Response, Male (Freq., Pct.), Female (Freq., Pct.), Unknown (Freq., Pct.), Total (Freq., Pct.). Rows include 1 No, 2 Yes, and Valid responses =.

Invalid responses include no response or multiple responses.

43A26. Within the last school year, have you had any of the following?

Pelvic Inflammatory Disease

Table with 10 columns: Response, Male (Freq., Pct.), Female (Freq., Pct.), Unknown (Freq., Pct.), Total (Freq., Pct.). Rows include 1 No, 2 Yes, and Valid responses =.

Invalid responses include no response or multiple responses.

43A27. Within the last school year, have you had any of the following?

Sinus infection

Table with 10 columns: Response, Male (Freq., Pct.), Female (Freq., Pct.), Unknown (Freq., Pct.), Total (Freq., Pct.). Rows include 1 No, 2 Yes, and Valid responses =.

Invalid responses include no response or multiple responses.

43A28. Within the last school year, have you had any of the following?

Strep throat

Table with 10 columns: Response, Male (Freq., Pct.), Female (Freq., Pct.), Unknown (Freq., Pct.), Total (Freq., Pct.). Rows include 1 No, 2 Yes, and Valid responses =.

Invalid responses include no response or multiple responses.

43A29. Within the last school year, have you had any of the following?

Tuberculosis

Table with 10 columns: Response, Male (Freq., Pct.), Female (Freq., Pct.), Unknown (Freq., Pct.), Total (Freq., Pct.). Rows include 1 No, 2 Yes, and Valid responses =.

Invalid responses include no response or multiple responses.



American College Health Association-National College Health Assessment (ACHA-NCHA)

Reference Group Data Report - Spring 2006

American College Health Association
P.O. Box 28937
Baltimore, MD 21240-8937
(410) 859-1500
www.acha.org

09/20/06

FREQUENCY REPORT

Number of Surveys (n) = 94,806 Paper & Web Surveys

43B1. Have you ever been diagnosed with any of the following?

Allergy problems

Table with columns: Male (Freq., Pct.), Female (Freq., Pct.), Unknown (Freq., Pct.), Total (Freq., Pct.). Rows: 1 No, 2 Yes, Valid responses =.

Invalid responses include no response or multiple responses.

43B2. Have you ever been diagnosed with any of the following?

Anorexia

Table with columns: Male (Freq., Pct.), Female (Freq., Pct.), Unknown (Freq., Pct.), Total (Freq., Pct.). Rows: 1 No, 2 Yes, Valid responses =.

Invalid responses include no response or multiple responses.

43B3. Have you ever been diagnosed with any of the following?

Anxiety Disorder

Table with columns: Male (Freq., Pct.), Female (Freq., Pct.), Unknown (Freq., Pct.), Total (Freq., Pct.). Rows: 1 No, 2 Yes, Valid responses =.

Invalid responses include no response or multiple responses.

43B4. Have you ever been diagnosed with any of the following?

Asthma

Table with columns: Male (Freq., Pct.), Female (Freq., Pct.), Unknown (Freq., Pct.), Total (Freq., Pct.). Rows: 1 No, 2 Yes, Valid responses =.

Invalid responses include no response or multiple responses.

43B5. Have you ever been diagnosed with any of the following?

Bulimia

Table with columns: Male (Freq., Pct.), Female (Freq., Pct.), Unknown (Freq., Pct.), Total (Freq., Pct.). Rows: 1 No, 2 Yes, Valid responses =.

Invalid responses include no response or multiple responses.

43B6. Have you ever been diagnosed with any of the following?

Chronic Fatigue Syndrome

Table with columns: Male (Freq., Pct.), Female (Freq., Pct.), Unknown (Freq., Pct.), Total (Freq., Pct.). Rows: 1 No, 2 Yes, Valid responses =.

Invalid responses include no response or multiple responses.



American College Health Association-National College Health Assessment (ACHA-NCHA)

Reference Group Data Report - Spring 2006

American College Health Association
P.O. Box 28937
Baltimore, MD 21240-8937
(410) 859-1500
www.acha.org

09/20/06

FREQUENCY REPORT

Number of Surveys (n) = 94,806 Paper & Web Surveys

43B7. Have you ever been diagnosed with any of the following?

Depression

Table with columns: Male (Freq., Pct.), Female (Freq., Pct.), Unknown (Freq., Pct.), Total (Freq., Pct.). Rows: 1 No, 2 Yes, Valid responses =.

Invalid responses include no response or multiple responses.

43B8. Have you ever been diagnosed with any of the following?

Diabetes

Table with columns: Male (Freq., Pct.), Female (Freq., Pct.), Unknown (Freq., Pct.), Total (Freq., Pct.). Rows: 1 No, 2 Yes, Valid responses =.

Invalid responses include no response or multiple responses.

43B9. Have you ever been diagnosed with any of the following?

Endometriosis

Table with columns: Male (Freq., Pct.), Female (Freq., Pct.), Unknown (Freq., Pct.), Total (Freq., Pct.). Rows: 1 No, 2 Yes, Valid responses =.

Invalid responses include no response or multiple responses.

43B10. Have you ever been diagnosed with any of the following?

Gential herpes

Table with columns: Male (Freq., Pct.), Female (Freq., Pct.), Unknown (Freq., Pct.), Total (Freq., Pct.). Rows: 1 No, 2 Yes, Valid responses =.

Invalid responses include no response or multiple responses.

43B11. Have you ever been diagnosed with any of the following?

Gential warts/HPV

Table with columns: Male (Freq., Pct.), Female (Freq., Pct.), Unknown (Freq., Pct.), Total (Freq., Pct.). Rows: 1 No, 2 Yes, Valid responses =.

Invalid responses include no response or multiple responses.

43B12. Have you ever been diagnosed with any of the following?

Hepatitis B or C

Table with columns: Male (Freq., Pct.), Female (Freq., Pct.), Unknown (Freq., Pct.), Total (Freq., Pct.). Rows: 1 No, 2 Yes, Valid responses =.

Invalid responses include no response or multiple responses.



American College Health Association-National College Health Assessment (ACHA-NCHA)

Reference Group Data Report - Spring 2006

American College Health Association
P.O. Box 28937
Baltimore, MD 21240-8937
(410) 859-1500
www.acha.org

09/20/06

FREQUENCY REPORT

Number of Surveys (n) = 94,806 Paper & Web Surveys

43B13. Have you ever been diagnosed with any of the following?

High blood pressure

Table with 9 columns: Response, Male (Freq., Pct.), Female (Freq., Pct.), Unknown (Freq., Pct.), Total (Freq., Pct.). Rows include 1 No, 2 Yes, and Valid responses =.

Invalid responses include no response or multiple responses.

43B14. Have you ever been diagnosed with any of the following?

High cholesterol

Table with 9 columns: Response, Male (Freq., Pct.), Female (Freq., Pct.), Unknown (Freq., Pct.), Total (Freq., Pct.). Rows include 1 No, 2 Yes, and Valid responses =.

Invalid responses include no response or multiple responses.

43B15. Have you ever been diagnosed with any of the following?

HIV infection

Table with 9 columns: Response, Male (Freq., Pct.), Female (Freq., Pct.), Unknown (Freq., Pct.), Total (Freq., Pct.). Rows include 1 No, 2 Yes, and Valid responses =.

Invalid responses include no response or multiple responses.

43B16. Have you ever been diagnosed with any of the following?

Repetitive stress injury (e.g. carpal tunnel syndrome)

Table with 9 columns: Response, Male (Freq., Pct.), Female (Freq., Pct.), Unknown (Freq., Pct.), Total (Freq., Pct.). Rows include 1 No, 2 Yes, and Valid responses =.

Invalid responses include no response or multiple responses.

43B17. Have you ever been diagnosed with any of the following?

Seasonal Affective Disorder

Table with 9 columns: Response, Male (Freq., Pct.), Female (Freq., Pct.), Unknown (Freq., Pct.), Total (Freq., Pct.). Rows include 1 No, 2 Yes, and Valid responses =.

Invalid responses include no response or multiple responses.

43B18. Have you ever been diagnosed with any of the following?

Substance abuse problem

Table with 9 columns: Response, Male (Freq., Pct.), Female (Freq., Pct.), Unknown (Freq., Pct.), Total (Freq., Pct.). Rows include 1 No, 2 Yes, and Valid responses =.

Invalid responses include no response or multiple responses.



American College Health Association-National College Health Assessment (ACHA-NCHA)

Reference Group Data Report - Spring 2006

American College Health Association
P.O. Box 28937
Baltimore, MD 21240-8937
(410) 859-1500
www.acha.org

09/20/06

FREQUENCY REPORT

Number of Surveys (n) = 94,806 Paper & Web Surveys

43B19. Have you ever been diagnosed with any of the following?

Back pain

Table with 9 columns: Response, Male (Freq., Pct.), Female (Freq., Pct.), Unknown (Freq., Pct.), Total (Freq., Pct.). Rows include 1 No, 2 Yes, and Valid responses =.

Invalid responses include no response or multiple responses.

43B20. Have you ever been diagnosed with any of the following?

Broken bone/fracture

Table with 9 columns: Response, Male (Freq., Pct.), Female (Freq., Pct.), Unknown (Freq., Pct.), Total (Freq., Pct.). Rows include 1 No, 2 Yes, and Valid responses =.

Invalid responses include no response or multiple responses.

43B21. Have you ever been diagnosed with any of the following?

Bronchitis

Table with 9 columns: Response, Male (Freq., Pct.), Female (Freq., Pct.), Unknown (Freq., Pct.), Total (Freq., Pct.). Rows include 1 No, 2 Yes, and Valid responses =.

Invalid responses include no response or multiple responses.

43B22. Have you ever been diagnosed with any of the following?

Chlamydia

Table with 9 columns: Response, Male (Freq., Pct.), Female (Freq., Pct.), Unknown (Freq., Pct.), Total (Freq., Pct.). Rows include 1 No, 2 Yes, and Valid responses =.

Invalid responses include no response or multiple responses.

43B23. Have you ever been diagnosed with any of the following?

Ear infection

Table with 9 columns: Response, Male (Freq., Pct.), Female (Freq., Pct.), Unknown (Freq., Pct.), Total (Freq., Pct.). Rows include 1 No, 2 Yes, and Valid responses =.

Invalid responses include no response or multiple responses.

43B24. Have you ever been diagnosed with any of the following?

Gonorrhea

Table with 9 columns: Response, Male (Freq., Pct.), Female (Freq., Pct.), Unknown (Freq., Pct.), Total (Freq., Pct.). Rows include 1 No, 2 Yes, and Valid responses =.

Invalid responses include no response or multiple responses.



American College Health Association-National College Health Assessment (ACHA-NCHA)

Reference Group Data Report - Spring 2006

American College Health Association
P.O. Box 28937
Baltimore, MD 21240-8937
(410) 859-1500
www.acha.org

09/20/06

FREQUENCY REPORT

Number of Surveys (n) = 94,806 Paper & Web Surveys

43B25. Have you ever been diagnosed with any of the following?

Mononucleosis

Table with 9 columns: Response, Male (Freq., Pct.), Female (Freq., Pct.), Unknown (Freq., Pct.), Total (Freq., Pct.). Includes horizontal bar chart for Total Pct.

Invalid responses include no response or multiple responses.

43B26. Have you ever been diagnosed with any of the following?

Pelvic Inflammatory Disease

Table with 9 columns: Response, Male (Freq., Pct.), Female (Freq., Pct.), Unknown (Freq., Pct.), Total (Freq., Pct.). Includes horizontal bar chart for Total Pct.

Invalid responses include no response or multiple responses.

43B27. Have you ever been diagnosed with any of the following?

Sinus infection

Table with 9 columns: Response, Male (Freq., Pct.), Female (Freq., Pct.), Unknown (Freq., Pct.), Total (Freq., Pct.). Includes horizontal bar chart for Total Pct.

Invalid responses include no response or multiple responses.

43B28. Have you ever been diagnosed with any of the following?

Strep throat

Table with 9 columns: Response, Male (Freq., Pct.), Female (Freq., Pct.), Unknown (Freq., Pct.), Total (Freq., Pct.). Includes horizontal bar chart for Total Pct.

Invalid responses include no response or multiple responses.

43B29. Have you ever been diagnosed with any of the following?

Tuberculosis

Table with 9 columns: Response, Male (Freq., Pct.), Female (Freq., Pct.), Unknown (Freq., Pct.), Total (Freq., Pct.). Includes horizontal bar chart for Total Pct.

Invalid responses include no response or multiple responses.

44A. Within the last school year, have any of the following affected your academic performance?

Alcohol use

Table with 9 columns: Response, Male (Freq., Pct.), Female (Freq., Pct.), Unknown (Freq., Pct.), Total (Freq., Pct.). Includes horizontal bar chart for Total Pct.

Invalid responses include no response or multiple responses.



American College Health Association-National College Health Assessment (ACHA-NCHA) Reference Group Data Report - Spring 2006

American College Health Association
P.O. Box 28937
Baltimore, MD 21240-8937
(410) 859-1500
www.acha.org

09/20/06

FREQUENCY REPORT

Number of Surveys (n) = 94,806 Paper & Web Surveys

44B. Within the last school year, have any of the following affected your academic performance?

Allergies

Table with 9 columns: Response, Male (Freq., Pct.), Female (Freq., Pct.), Unknown (Freq., Pct.), Total (Freq., Pct.). Rows include '1 Not happen to me/not N/A' (60.6%), '2 Exprd academics not affected' (35.2%), '3 Received lower grade exam' (3.6%), '4 Received lower grade course' (0.5%), '5 Received incomplete/dropped' (0.1%), and 'Valid responses =' (97.0%).

Invalid responses include no response or multiple responses.

44C. Within the last school year, have any of the following affected your academic performance?

Assault (physical)

Table with 9 columns: Response, Male (Freq., Pct.), Female (Freq., Pct.), Unknown (Freq., Pct.), Total (Freq., Pct.). Rows include '1 Not happen to me/not N/A' (96.1%), '2 Exprd academics not affected' (3.4%), '3 Received lower grade exam' (0.3%), '4 Received lower grade course' (0.2%), '5 Received incomplete/dropped' (0.1%), and 'Valid responses =' (96.7%).

Invalid responses include no response or multiple responses.

44D. Within the last school year, have any of the following affected your academic performance?

Assault (sexual)

Table with 9 columns: Response, Male (Freq., Pct.), Female (Freq., Pct.), Unknown (Freq., Pct.), Total (Freq., Pct.). Rows include '1 Not happen to me/not N/A' (96.2%), '2 Exprd academics not affected' (3.0%), '3 Received lower grade exam' (0.4%), '4 Received lower grade course' (0.3%), '5 Received incomplete/dropped' (0.1%), and 'Valid responses =' (96.8%).

Invalid responses include no response or multiple responses.

44E. Within the last school year, have any of the following affected your academic performance?

Attention Deficit Disorder

Table with 9 columns: Response, Male (Freq., Pct.), Female (Freq., Pct.), Unknown (Freq., Pct.), Total (Freq., Pct.). Rows include '1 Not happen to me/not N/A' (87.2%), '2 Exprd academics not affected' (6.0%), '3 Received lower grade exam' (3.5%), '4 Received lower grade course' (2.8%), '5 Received incomplete/dropped' (0.6%), and 'Valid responses =' (96.6%).

Invalid responses include no response or multiple responses.



American College Health Association-National College Health Assessment (ACHA-NCHA) Reference Group Data Report - Spring 2006

American College Health Association
P.O. Box 28937
Baltimore, MD 21240-8937
(410) 859-1500
www.acha.org

09/20/06

FREQUENCY REPORT

Number of Surveys (n) = 94,806 Paper & Web Surveys

44F. Within the last school year, have any of the following affected your academic performance?

Cold/Flu/Sore throat

Table with 9 columns: Response, Male (Freq., Pct.), Female (Freq., Pct.), Unknown (Freq., Pct.), Total (Freq., Pct.). Includes horizontal bar charts for Total Pct. values.

Invalid responses include no response or multiple responses.

44G. Within the last school year, have any of the following affected your academic performance?

Concern for a troubled friend or family member

Table with 9 columns: Response, Male (Freq., Pct.), Female (Freq., Pct.), Unknown (Freq., Pct.), Total (Freq., Pct.). Includes horizontal bar charts for Total Pct. values.

Invalid responses include no response or multiple responses.

44H. Within the last school year, have any of the following affected your academic performance?

Chronic illness (diabetes, asthma, etc.)

Table with 9 columns: Response, Male (Freq., Pct.), Female (Freq., Pct.), Unknown (Freq., Pct.), Total (Freq., Pct.). Includes horizontal bar charts for Total Pct. values.

Invalid responses include no response or multiple responses.

44I. Within the last school year, have any of the following affected your academic performance?

Chronic pain

Table with 9 columns: Response, Male (Freq., Pct.), Female (Freq., Pct.), Unknown (Freq., Pct.), Total (Freq., Pct.). Includes horizontal bar charts for Total Pct. values.

Invalid responses include no response or multiple responses.



American College Health Association-National College Health Assessment (ACHA-NCHA) Reference Group Data Report - Spring 2006

American College Health Association
P.O. Box 28937
Baltimore, MD 21240-8937
(410) 859-1500
www.acha.org

09/20/06

FREQUENCY REPORT

Number of Surveys (n) = 94,806 Paper & Web Surveys

44J. Within the last school year, have any of the following affected your academic performance?

Death of a friend or family member

Table with 9 columns: Response, Male (Freq., Pct.), Female (Freq., Pct.), Unknown (Freq., Pct.), Total (Freq., Pct.). Includes horizontal bar chart for Total Pct.

Invalid responses include no response or multiple responses.

44K. Within the last school year, have any of the following affected your academic performance?

Depression/Anxiety Disorder/Seasonal Affective Disorder

Table with 9 columns: Response, Male (Freq., Pct.), Female (Freq., Pct.), Unknown (Freq., Pct.), Total (Freq., Pct.). Includes horizontal bar chart for Total Pct.

Invalid responses include no response or multiple responses.

44L. Within the last school year, have any of the following affected your academic performance?

Drug use

Table with 9 columns: Response, Male (Freq., Pct.), Female (Freq., Pct.), Unknown (Freq., Pct.), Total (Freq., Pct.). Includes horizontal bar chart for Total Pct.

Invalid responses include no response or multiple responses.

44M. Within the last school year, have any of the following affected your academic performance?

Eating disorder/problem

Table with 9 columns: Response, Male (Freq., Pct.), Female (Freq., Pct.), Unknown (Freq., Pct.), Total (Freq., Pct.). Includes horizontal bar chart for Total Pct.

Invalid responses include no response or multiple responses.



American College Health Association-National College Health Assessment (ACHA-NCHA) Reference Group Data Report - Spring 2006

American College Health Association
P.O. Box 28937
Baltimore, MD 21240-8937
(410) 859-1500
www.acha.org

09/20/06

FREQUENCY REPORT

Number of Surveys (n) = 94,806 Paper & Web Surveys

44N. Within the last school year, have any of the following affected your academic performance?

HIV Infection

Table with 9 columns: Response, Male (Freq., Pct.), Female (Freq., Pct.), Unknown (Freq., Pct.), Total (Freq., Pct.). Rows include 'Not happen to me/not N/A', 'Exprd academics not affected', 'Received lower grade exam', 'Received lower grade course', 'Received incomplete/dropped', and 'Valid responses ='. Includes horizontal bar chart for Total Pct.

Invalid responses include no response or multiple responses.

44O. Within the last school year, have any of the following affected your academic performance?

Injury

Table with 9 columns: Response, Male (Freq., Pct.), Female (Freq., Pct.), Unknown (Freq., Pct.), Total (Freq., Pct.). Rows include 'Not happen to me/not N/A', 'Exprd academics not affected', 'Received lower grade exam', 'Received lower grade course', 'Received incomplete/dropped', and 'Valid responses ='. Includes horizontal bar chart for Total Pct.

Invalid responses include no response or multiple responses.

44P. Within the last school year, have any of the following affected your academic performance?

Internet use/computer games

Table with 9 columns: Response, Male (Freq., Pct.), Female (Freq., Pct.), Unknown (Freq., Pct.), Total (Freq., Pct.). Rows include 'Not happen to me/not N/A', 'Exprd academics not affected', 'Received lower grade exam', 'Received lower grade course', 'Received incomplete/dropped', and 'Valid responses ='. Includes horizontal bar chart for Total Pct.

Invalid responses include no response or multiple responses.

44Q. Within the last school year, have any of the following affected your academic performance?

Learning disability

Table with 9 columns: Response, Male (Freq., Pct.), Female (Freq., Pct.), Unknown (Freq., Pct.), Total (Freq., Pct.). Rows include 'Not happen to me/not N/A', 'Exprd academics not affected', 'Received lower grade exam', 'Received lower grade course', 'Received incomplete/dropped', and 'Valid responses ='. Includes horizontal bar chart for Total Pct.

Invalid responses include no response or multiple responses.



American College Health Association-National College Health Assessment (ACHA-NCHA) Reference Group Data Report - Spring 2006

American College Health Association
P.O. Box 28937
Baltimore, MD 21240-8937
(410) 859-1500
www.acha.org

09/20/06

FREQUENCY REPORT

Number of Surveys (n) = 94,806 Paper & Web Surveys

44R. Within the last school year, have any of the following affected your academic performance?

Mononucleosis

Table with 9 columns: Response, Male (Freq., Pct.), Female (Freq., Pct.), Unknown (Freq., Pct.), Total (Freq., Pct.). Rows include 'Not happen to me/not N/A', 'Exprd academics not affected', 'Received lower grade exam', 'Received lower grade course', 'Received incomplete/dropped', and 'Valid responses ='. Includes a horizontal bar chart for the total percentage.

Invalid responses include no response or multiple responses.

44S. Within the last school year, have any of the following affected your academic performance?

Pregnancy (yours or your partner's)

Table with 9 columns: Response, Male (Freq., Pct.), Female (Freq., Pct.), Unknown (Freq., Pct.), Total (Freq., Pct.). Rows include 'Not happen to me/not N/A', 'Exprd academics not affected', 'Received lower grade exam', 'Received lower grade course', 'Received incomplete/dropped', and 'Valid responses ='. Includes a horizontal bar chart for the total percentage.

Invalid responses include no response or multiple responses.

44T. Within the last school year, have any of the following affected your academic performance?

Relationship difficulty

Table with 9 columns: Response, Male (Freq., Pct.), Female (Freq., Pct.), Unknown (Freq., Pct.), Total (Freq., Pct.). Rows include 'Not happen to me/not N/A', 'Exprd academics not affected', 'Received lower grade exam', 'Received lower grade course', 'Received incomplete/dropped', and 'Valid responses ='. Includes a horizontal bar chart for the total percentage.

Invalid responses include no response or multiple responses.

44U. Within the last school year, have any of the following affected your academic performance?

Sexually transmitted disease

Table with 9 columns: Response, Male (Freq., Pct.), Female (Freq., Pct.), Unknown (Freq., Pct.), Total (Freq., Pct.). Rows include 'Not happen to me/not N/A', 'Exprd academics not affected', 'Received lower grade exam', 'Received lower grade course', 'Received incomplete/dropped', and 'Valid responses ='. Includes a horizontal bar chart for the total percentage.

Invalid responses include no response or multiple responses.



American College Health Association-National College Health Assessment (ACHA-NCHA) Reference Group Data Report - Spring 2006

American College Health Association
P.O. Box 28937
Baltimore, MD 21240-8937
(410) 859-1500
www.acha.org

09/20/06

FREQUENCY REPORT

Number of Surveys (n) = 94,806 Paper & Web Surveys

44V. Within the last school year, have any of the following affected your academic performance?

Sinus infection/ear infection/bronchitis/strep throat

Table with 9 columns: Response, Male (Freq., Pct.), Female (Freq., Pct.), Unknown (Freq., Pct.), Total (Freq., Pct.). Includes horizontal bar charts for Total Pct. values.

Invalid responses include no response or multiple responses.

44W. Within the last school year, have any of the following affected your academic performance?

Sleep difficulties

Table with 9 columns: Response, Male (Freq., Pct.), Female (Freq., Pct.), Unknown (Freq., Pct.), Total (Freq., Pct.). Includes horizontal bar charts for Total Pct. values.

Invalid responses include no response or multiple responses.

44X. Within the last school year, have any of the following affected your academic performance?

Stress

Table with 9 columns: Response, Male (Freq., Pct.), Female (Freq., Pct.), Unknown (Freq., Pct.), Total (Freq., Pct.). Includes horizontal bar charts for Total Pct. values.

Invalid responses include no response or multiple responses.

44Y. Within the last school year, have any of the following affected your academic performance?

Other

Table with 9 columns: Response, Male (Freq., Pct.), Female (Freq., Pct.), Unknown (Freq., Pct.), Total (Freq., Pct.). Includes horizontal bar charts for Total Pct. values.

Invalid responses include no response or multiple responses.



American College Health Association-National College Health Assessment (ACHA-NCHA)

Reference Group Data Report - Spring 2006

American College Health Association
P.O. Box 28937
Baltimore, MD 21240-8937
(410) 859-1500
www.acha.org

09/20/06

FREQUENCY REPORT

Number of Surveys (n) = 94,806 Paper & Web Surveys

45. How old are you?

Table with columns: Age (Years), Male (Freq., Pct.), Female (Freq., Pct.), Unknown (Freq., Pct.), Total (Freq., Pct.), and summary statistics (Mean, Median, Std Dev, Min, Max). Includes horizontal bar chart for age distribution.

46. What is your sex?

Table with columns: Male (Freq., Pct.), Female (Freq., Pct.), Unknown (Freq., Pct.), Total (Freq., Pct.), and summary statistics (Mean, Median, Std Dev, Min, Max). Includes horizontal bar chart for sex distribution.

47. Height in inches?

Table with columns: Inches, Male (Freq., Pct.), Female (Freq., Pct.), Unknown (Freq., Pct.), Total (Freq., Pct.), and summary statistics (Mean, Median, Std Dev, Min, Max). Includes horizontal bar chart for height distribution.



American College Health Association-National College Health Assessment (ACHA-NCHA) Reference Group Data Report - Spring 2006

American College Health Association
P.O. Box 28937
Baltimore, MD 21240-8937
(410) 859-1500
www.acha.org

09/20/06

FREQUENCY REPORT

Number of Surveys (n) = 94,806 Paper & Web Surveys

48. What is your weight in pounds?

Table with columns: Pounds, Male (Freq., Pct.), Female (Freq., Pct.), Unknown (Freq., Pct.), Total (Freq., Pct.). Rows include weight ranges from 0-50 to GE 451 and a total row.

Invalid responses include no response or multiple responses.

Summary statistics table with columns: Mean, Median, Std Dev, Min, Max. Rows for Male, Female, and Overall.

49. Year in school:

Table with columns: Male (Freq., Pct.), Female (Freq., Pct.), Unknown (Freq., Pct.), Total (Freq., Pct.). Rows include year levels from 1st year undergraduate to 8 Other and a total row.

Invalid responses include no response or multiple responses.

50. Are you a full-time student?

Table with columns: Male (Freq., Pct.), Female (Freq., Pct.), Unknown (Freq., Pct.), Total (Freq., Pct.). Rows include Yes, No, and a total row.

Invalid responses include no response or multiple responses.

51. How do you usually describe yourself?

Table with columns: Male (Freq., Pct.), Female (Freq., Pct.), Unknown (Freq., Pct.), Total (Freq., Pct.). Rows include racial/ethnic categories like White - not Hispanic, Black - not Hispanic, etc.

Valid responses = all responses and blanks: since multiple responses were possible, more than 100% may be included.



American College Health Association-National College Health Assessment (ACHA-NCHA)

Reference Group Data Report - Spring 2006

American College Health Association
P.O. Box 28937
Baltimore, MD 21240-8937
(410) 859-1500
www.acha.org

09/20/06

FREQUENCY REPORT

Number of Surveys (n) = 94,806 Paper & Web Surveys

52. Are you an international student?

Table with 10 columns: Response, Male (Freq., Pct.), Female (Freq., Pct.), Unknown (Freq., Pct.), Total (Freq., Pct.). Includes horizontal bar chart for Total Pct.

Invalid responses include no response or multiple responses.

53. What is your current relationship status?

Table with 10 columns: Response, Male (Freq., Pct.), Female (Freq., Pct.), Unknown (Freq., Pct.), Total (Freq., Pct.). Includes horizontal bar chart for Total Pct.

Invalid responses include no response or multiple responses.

54. Where do you currently live?

Table with 10 columns: Response, Male (Freq., Pct.), Female (Freq., Pct.), Unknown (Freq., Pct.), Total (Freq., Pct.). Includes horizontal bar chart for Total Pct.

Invalid responses include no response or multiple responses.

55. Are you a member of a social fraternity or sorority?

Table with 10 columns: Response, Male (Freq., Pct.), Female (Freq., Pct.), Unknown (Freq., Pct.), Total (Freq., Pct.). Includes horizontal bar chart for Total Pct.

Invalid responses include no response or multiple responses.

56. How many hours a week do you work for pay?

Table with 10 columns: Response, Male (Freq., Pct.), Female (Freq., Pct.), Unknown (Freq., Pct.), Total (Freq., Pct.). Includes horizontal bar chart for Total Pct.

Invalid responses include no response or multiple responses.



American College Health Association-National College Health Assessment (ACHA-NCHA)
Reference Group Data Report - Spring 2006

American College Health Association
P.O. Box 28937
Baltimore, MD 21240-8937
(410) 859-1500
www.acha.org

09/20/06

FREQUENCY REPORT

Number of Surveys (n) = 94,806 Paper & Web Surveys

57. How many hours a week do you volunteer?

Table with 9 columns: Category, Male (Freq., Pct.), Female (Freq., Pct.), Unknown (Freq., Pct.), Total (Freq., Pct.). Rows include 1 0 hours, 2 1 - 9 hours, 3 10 - 19 hours, 4 20 - 29 hours, 5 30 - 39 hours, 6 40 hours, 7 more than 40 hours, and Valid responses =.

Invalid responses include no response or multiple responses.

58. Do you have any kind of health insurance (including prepaid plans such as HMOs - health maintenance organizations)?

Table with 9 columns: Category, Male (Freq., Pct.), Female (Freq., Pct.), Unknown (Freq., Pct.), Total (Freq., Pct.). Rows include 1 Yes, 2 No, 3 Not sure, and Valid responses =.

Invalid responses include no response or multiple responses.